

**REGULAR MEETING OF THE BOARD OF DIRECTORS OF THE
FLORIN RESOURCE CONSERVATION DISTRICT**

Wednesday, September 20, 2017

6:30PM

**9257 Elk Grove Blvd.
Elk Grove, CA 95624**

Compliance with Government Code Section 54957.5

Public records, including writings related to an agenda item for an open session of a regular meeting of the Florin Resources Conservation District that are distributed less than 72 hours before the meeting, are available for public inspection during normal business hours at the Administration building of Elk Grove Water District, located at 9257 Elk Grove Blvd. Elk Grove, California. In addition, such writings may be posted, whenever possible, on the Elk Grove Water District website at www.egwd.org.

The Board will discuss all items on the agenda, and may take action on any item listed as an "Action" item. The Board may discuss items that do not appear on the agenda, but will not act on those items unless there is a need to take immediate action and the Board determines by a two-thirds (2/3) vote that the need for action arose after posting of the agenda.

If necessary, the Meeting will be adjourned to Closed Session to discuss items on the agenda listed under "Closed Session." At the conclusion of the Closed Session, the meeting will reconvene to "Open Session."

CALL TO ORDER, ROLL CALL AND PLEDGE OF ALLEGIANCE

Public Comment – Please complete a Request to Speak Form if you wish to address the Board. Members of the audience may comment on matters that are not included on the agenda. Each person will be allowed three (3) minutes, or less if a large number of requests are received on a particular subject. No action may be taken on a matter raised under "Public Comment" until the matter has been specifically included on an agenda as an action item. Items listed on the agenda will be opened for public comment as they are considered by the Board of Directors.

1. Proclamations and Announcements

- a. Recognition of Jose Carrillo for 15 years of service

Associate Director Comment

Public Comment

2. Consent Calendar (Stefani Phillips, Board Secretary)

- a. Regular Board Meeting Minutes of August 16, 2017
- b. Special Board Meeting Minutes of September 6, 2017
- c. Special Board Meeting Minutes of September 11, 2017
- d. FRCD Cash Flow Worksheet – August, 2017
- e. Warrants Paid – August, 2017
- f. Active Accounts – August, 2017
- g. Bond Covenant Status for FY 2017-18 – August, 2017
- h. Revenues and Expenses – Actual vs Budget FY 2017– August, 2017
- i. Cash Accounts – August, 2017
- j. Consultants Expenses – August, 2017
- k. Major Capital Improvement Projects – August, 2017

Associate Director Comment

Public Comment

Recommended Action: Approve Florin Resource Conservation District Consent Calendar items a – k

3. [Committee Meetings](#) (Stefani Phillips, Board Secretary)

Associate Director Comment

Public Comment

4. [Water Usage and Conservation Report](#) (Sarah Jones, Program Manager)

Associate Director Comment

Public Comment

5. [Elk Grove Water District Operations Report – August 2017](#)
(Mark J. Madison, General Manager)

Associate Director Comment

Public Comment

6. [Truck Purchase for Replacement of Truck #302](#)
(Bruce Kamilos, Assistant General Manager)

Associate Director Comment

Public Comment

Recommended Action: Approve a motion authorizing the General Manager to execute a purchase order, in the amount \$61,321.64 (including tax and license), with Corning Ford to purchase a 1-ton truck to replace Truck #302

7. [Elk Grove Water District 2014 Employee Manual Amendment – Group Medical Premiums](#) (Stefani Phillips, Human Resources Administrator)

Associate Director Comment

Public Comment

Recommended Action: Adopt Resolution No. 09.20.17.01 amending Section 5.6.2 Group Medical Premiums of the Elk Grove Water District Employee Policy Manual

8. [Elk Grove Water District 2014 Employee Manual Amendment – Retirement Benefits](#) (Stefani Phillips, Human Resources Administrator)

Associate Director Comment

Public Comment

Recommended Action: Adopt Resolution No. 09.20.17.02 amending Section 5.6.3 Post Retirement Benefits and Section 5.6.4 Retirement Disability Benefits of the Elk Grove Water District Employee Policy Manual

9. [Legislative Update](#) (Sarah Jones, Program Manager)

Associate Director Comment

Public Comment

10. Directors Comments and Information

Associate Director Comment

Public Comment

Adjourn to Regular Meeting – October 18, 2017.

September 20, 2017

TO: Chairperson and Directors of the Florin Resource Conservation District
FROM: Stefani Phillips, Board Secretary
SUBJECT: **CONSENT CALENDAR**

RECOMMENDATION

It is recommended that the Florin Resource Conservation District Board of Directors approve Florin Resource Conservation District Consent Calendar items a – k.

SUMMARY

Consent Calendar items a – k are standing items on the Regular Board Meeting agenda.

By this action, the Board will approve Florin Resource Conservation District Consent Calendar items a – k.

DISCUSSION

Background

Consent Calendar items are standing items on the Regular Board Meeting agenda.

Present Situation

Consent Calendar items a – k are standing items on the Regular Board Meeting agenda.

ENVIRONMENTAL CONSIDERATIONS

There are no direct environmental considerations associated with this report.

STRATEGIC PLAN CONFORMITY

Fiscal stability is in conformity with the District's Business Practice goals of the 2012-2017 Strategic Plan.

September 20, 2017

CONSENT CALENDAR

Page 2

FINANCIAL SUMMARY

There is no financial impact associated with this report.

Respectfully Submitted,



STEFANI PHILLIPS,
BOARD SECRETARY

Attachments

MINUTES OF THE REGULAR MEETING OF THE FLORIN RESOURCE CONSERVATION DISTRICT BOARD OF DIRECTORS

Wednesday, August 16, 2017

The regular meeting of the Florin Resource Conservation District Board of Directors was called to order at 6:30 p.m. by Tom Nelson, Chairperson, at 9257 Elk Grove Blvd., Elk Grove, CA.

Call to Order, Roll Call, and Pledge of Allegiance.

Directors Present: Bob Gray, Lisa Medina, Tom Nelson, Sophia Scherman, Jeanne Sabin
Directors Absent: None
Staff Present: Mark J. Madison, General Manager; Bruce Kamilos, Assistant General Manager; Stefani Phillips, Board Secretary; Donella Murillo, Finance Supervisor; Sarah Jones, Program Manager
Associate Directors Present: Shahid Chaudhry, Kenneth Strom
General Counsel Present: Ruthann G. Ziegler, Meyers Nave
Consultants Present: Jim Steele, Financial Consultant with Management Partners

Public Comment

None

1. Proclamations and Announcements

None

2. Consent Calendar

- a. Minutes of the Special Board Meeting of July 19, 2017
- b. Minutes of the Regular Board Meeting of July 19, 2017
- c. FRCD Cash Flow Worksheet – July, 2017
- d. Warrants Paid – July, 2017
- e. Active Accounts – July, 2017
- f. Bond Covenant Status for FY 2017-18 – July, 2017
- g. Revenues and Expenses – Actual vs Budget FY 2017-18 – July, 2017
- h. Cash Accounts – July, 2017
- i. Consultants Expenses – July, 2017
- j. Major Capital Improvement Projects – July, 2017

Chairperson Tom Nelson pulled items f and g.

MSC (Scherman/Sabin) to approve FRCD Consent Calendar items a. – e., and h. – j. 5/0: Ayes: Gray, Medina, Nelson, Sabin and Scherman.

Jim Steele, Financial Consultant with Management Partners, provided clarity on item f and g to the Board. Mr. Steele explained to the Board how the ratio was calculated at the time the report was compiled and then he further explained the District's past practice on how this calculation is derived.

MSC (Scherman/Medina) to approve FRCD Consent Calendar items f. and g. 5/0: Ayes: Gray, Medina, Nelson, Sabin and Scherman.

Chairperson Nelson requested a moment of silence for the passing of a previous Board Member, Jack Waegell.

3. **Water Softener Presentation**

Bruce Kamilos, Assistant General Manager, presented the water softener presentation to the Board. In summary, the Elk Grove Water District (EGWD) receives numerous water quality complaints from customers every year related to water softener problems. At a recent staff meeting, Aaron Hewitt, Water Treatment Operator III, gave a presentation to staff on the common problems associated with water softeners. The purpose of the presentation was to provide staff with some basic water softener knowledge to help staff address customer complaints. This presentation is to brief the Board as well.

Director Sophia Scherman inquired if the District has any informational packets on water softeners. Mr. Kamilos responded stating that the District will be sending out a bill insert and then follow up with an article in the Water Drop newsletter regarding water softeners.

Director Scherman suggested having an article published in the Sacramento Bee. Sarah Jones, Program Manager, replied stating that the District should be aware of the liability associated with information that we provide.

Associate Director Shahid Chaudhry commented stating maybe the District should take a step back and look into why customers are using water softeners in the first place. He also stated that the District could inform the customers of the water the District is providing to them and reassure the customers that the District is following federal, state and local guidelines.

A discussion continued regarding educating the Districts customers on water softeners.

4. **Committee Meetings**

There were no committee meetings held in the month of July.

5. **Florin Resource Conservation District Conservation Activities Report**

Ms. Jones presented the Florin Resource Conservation District Conservation Activities Report to the Board.

In summary, some highlights from the report are as follows:

- A planning meeting to be arranged with the school partner, Florin Resource Conservation District (FRCD) and the Refuge to discuss field day dates/equipment requirements and other planning needs.
- A potential opportunity to partner with the Sacramento Tree Foundation.
- The FRCD received \$500 worth of boots from Central Valley Joint Venture.
- A webinar was attended by staff regarding grant reporting and invoicing.
- One additional speaker was secured for the workshop series.
- Chairperson Tom Nelson and Sarah Jones attended the Veteran Farmers Outreach Day hosted by the Natural Resources Conservation Service (NRCS) to network with veteran farmers and other agriculturally based agencies and organizations on behalf of the FRCD.

Director Scherman inquired where the workshops will be held. Ms. Jones replied stating that the workshops will be held at the Elk Grove Community Gardens.

6. **Water Usage and Conservation Report**

Ms. Jones presented the Water Usage and Conservation Report to the Board. In summary, staff attended a meeting at the Capitol where a new piece of draft legislation was discussed. The "Hertzberg/Skinner proposal," is a concern to Regional Water Authority (RWA) and

partner agencies because it does not address some significant concerns, however the legislative staff was open to critiques and are making an effort to build consensus between stakeholders. As for water usage for the month of July 2017, Service Area 1 reduced water consumption 18.6% and Service Area 2 reduced water consumption 13.9% compared to July 2013. The combined July reduction for both service areas is 17.1%. The Regional Water Authority (RWA) determined the region's June 2017 water savings was 18.6% compared to 2013.

Ms. Jones commented that there was a correction to her staff report on page no. 41 and item no. 3 should read as follows," Authority for the State Water Resources Control Board (SWRCB) to require compliance from Urban Water Wholesale water suppliers as well as distributors of recycled water."

Vice-Chairperson Bob Gray asked for an explanation of what the second column on the bottom table of page no. 44 means and what is it showing (Reduction by Agency (data compared to 2013)). Mr. Kamilos responded explaining that back in June 2016, SWRCB started a stress test for water agencies which required that water agencies show how their water supply could meet demand during a three (3) year drought. All water agencies, with the exception of Yuba City, explained that they had enough supply to meet demand during a three (3) year drought. RWA is using the stress test period as a bench mark and comparing the thirteen month span to 2013. Mr. Kamilos then stated that RWA is thinking of doing away with this column because the stress test is no longer in effect.

Mark Madison, General Manager, inquired what the status is with the State on the Hertzberg/Skinner bill. Ms. Jones responded stating the Hertzberg/Skinner bill would need to be passed within the next two (2) weeks to go to the floor but this will most likely be pushed out to one to two years.

7. Elk Grove Water District Operations Report – July 2017

Mr. Kamilos presented the Elk Grove Water District Operations Report – July 2017 to the Board.

Summary Points:

- Door tags (493) and shutoffs (47) went up by about 20% from the month of June and is one of the highest since July months since 2013.
- The District had ten (10) pressure complaints and most were unconfirmed, Three (3) of the pressure complaints were on the day of the emergency generator failure.
- The District had two (2) water quality complaints. One for black particles from an old aerator screen.
- The District checked 152 hydrants. Hydrant maintenance target set at 150 per month (ea. hydrant once per year).
- The District exercised 163 valves. Valve exercising target set at 160 per month (every valve once per 2 years).
- Well 1D remains down – rebuilding pump/rehabbing well.
- Wells 4D, 11D, 14D, and Well 3 were main sources of supply for Service Area 1.
- Well 9 also operated a fair amount as well.
- Well 13 (Hampton) ran for 8 days.
- Pg. 13, SCWA Turnout Monthly Production, graph not populated yet – waiting for Sac County to provide water volumes used during generator failure.

- Production for Service Area 1 up by about 15% from June and up by about 10% compared to same month last year.
- Total customer usage for EGWD (SA1 and SA2) down by 17% compared to July 2013.
- New static and pumping water level data (3rd quarter) show levels trending downward which indicates heavier pumping.
- Water quality/regulatory compliance, we tested all raw water sources for trichloroethane to gather background data for new regulation (active 1/1/2018). MCL for TCP is 5 ppt. Our testing showed non-detect for all sources. All required bacti sampling performed with no positive results.
- All preventative maintenance activities have been performed in compliance with our Standard Operating Procedures. Load test on RRWTP generator caused a plant shutdown creating service problems on July 7.
- Backflow prevention program. July is our biggest month – 151 notices issued. 80 delinquent customers at end of July.
- 3 formal safety meetings held, each with tests. OSHA requires 2 safety meetings. 545 days since last reportable injury!
- Service Line Replacements – No service lines replaced in July as Utility Crew performed patch paving and potholing for Kent St. Water Main project.
- No main line leaks and 1 service line leak (pinhole).
- Pressures in both Service Areas stable except on 7/7/17 during generator malfunction.

Mr. Kamilos explained to Director Lisa Medina, the Districts program regarding hydrant flushing.

Vice-Chairperson Gray inquired if the Districts valves are left open or closed. Mr. Kamilos responded stating that the Districts practice is to make sure the valves are left in the open position.

8. Amendment to FY 2018-22 Capital Improvement Program and Meeting Room and Information Technology Building Project Contract

Mr. Kamilos presented the amendment to FY 2018-22 Capital Improvement Program and Meeting Room and Information Technology Building Project Contract and provided background to the board.

Director Medina inquired how soon could the building be erected. Mr. Kamilos responded stating if the board adopts staff recommendation, a notice of exemption to cover California Environmental Quality Act (CEQA) will be submitted to the County Clerk on August 17, 2017 which starts a 30-day cycle to execute the contract with Norwood Construction Services. Mr. Kamilos then stated that Norwood Construction Services is ready to start the project, after the 30-day CEQA requirement, and believe they can have the building built in 60-days.

Mr. Madison thanked Bruce for his hard work and dedication to this project. He also gave kudos to Mr. Kamilos for his ability to keep costs low on other capital improvement projects.

Ruthann Ziegler, General Counsel, commented stating that she has seen similarities to what Mr. Kamilos went through with this project with her clients receiving high construction costs and they decided to not move on with the project.

MSC (Medina/Scherman) to approve a motion amending the FY 2018-22 Capital Improvement Program, appropriating an additional \$250,000 of unrestricted funds to the FY

2017/18 Capital Improvement Program reserve fund, and authorizing the General Manager to execute a construction contract in the amount of \$530,000 with Norwood Construction Services for the Meeting Room and Information Technology Building project. 5/0: Ayes: Gray, Medina, Nelson, Sabin and Scherman.

9. Directors Comments and Information

Chairperson Nelson commented on having a recap on abstentions. Ms. Ziegler responded by providing an example to the board. The example was if there was a 2-2 vote and the last person abstains then the motion would fail due to the lack of majority.

10. Closed Session

a. THREAT TO PUBLIC SERVICES OR FACILITIES

Consultation with: Bruce Kamilos, Assistant General Manager

There was nothing to report out of closed session.

Adjourn to regular meeting on September 20, 2017 at 6:30 p.m.

Respectfully submitted,

Stefani Phillips

Stefani Phillips, Board Secretary

SP/CR

MINUTES OF THE SPECIAL MEETING OF THE FLORIN RESOURCE CONSERVATION DISTRICT BOARD OF DIRECTORS

Wednesday, September 6, 2017

The regular meeting of the Florin Resource Conservation District Board of Directors was called to order at 6:00 p.m. by Tom Nelson, Chairperson, at 9257 Elk Grove Blvd., Elk Grove, CA.

Call to Order, Roll Call, and Pledge of Allegiance.

Directors Present: Bob Gray, Lisa Medina, Tom Nelson, Sophia Scherman, Jeanne Sabin
Directors Absent: None
Staff Present: Mark J. Madison, General Manager; Bruce Kamilos, Assistant General Manager; Stefani Phillips, Board Secretary; Donella Murillo, Finance Supervisor; Sarah Jones, Program Manager; Steve Shaw, Water Treatment Supervisor
Associate Directors Present: Shahid Chaudhry, Kenneth Strom
General Counsel Present: Ruthann G. Ziegler, Meyers Nave
Consultants Present: Mike Zeglarski, Partner with HRT Associates; Curtis Tarver, USDA NRCS

Public Comment

No comments were made.

Prior to the meeting starting, Chairperson Tom Nelson provided the meeting protocol.

Mark Madison, General Manager provided background of the Florin Resource Conservation District (FRCD)/Elk Grove Water District (EGWD).

Mr. Madison provided recommended options to the Board on what to do with the challenges facing the FRCD and EGWD.

Mr. Madison provided to the Board questions for discussion during open session.

The Board adjourned to closed session at 6:25PM.

1. Closed Session

- a. CONFERENCE WITH LEGAL COUNSEL – ANTICIPATED LITIGATION
Significant exposure to litigation pursuant to Section 54956.9 (d) (2) – one case

The Board adjourned to open session at 7:33PM.

No reportable action was taken.

2. Florin Resource Conservation District Goals and Challenges

Chairperson Tom Nelson introduced facilitator Mike Zeglarski, Partner with HRT Associates.

Mr. Zeglarski stated the goal of the meeting is to refine/eliminate options and provide direction to staff.

Mr. Zeglarski covered a list of questions, which was provided by Mr. Madison at the beginning of the meeting.

Comments and inquiries from the posed questions include:

General Questions:

- Question no. 1, the Board would like to defer this question until more information becomes available.

Financial Issues section include:

- Question no. 2, Mr. Madison spoke about the FRCD Needs Assessment.
 - Director Jeanne Sabin inquired what the past activities were that generated revenue for the FRCD.
 - Director Sabin asked questions regarding grants.
 - Mr. Zeglarski commented that despite research to find financial sustainable activities (revenue generating), none have been identified yet.
 - Director Sabin inquired if the FRCD can purchase property for the purpose of generating revenue. Ruthanne Ziegler, General Counsel, will research this.
 - Chairperson Nelson recommended to look into water recharge as an FRCD activity to generate revenue.
- Question no. 3, Director Sophia Scherman commented that she expressed concern about keeping the FRCD alive solely with grant monies.
 - Vice-Chairperson Bob Gray commented that most grants require matching funds and the FRCD may not have the funds to match.
 - Director Sabin commented about keeping the FRCD alive solely through grant funding, and stated that grants can be a supplement to generate funds for the FRCD.
 - The consensus of the board is to have grants as one element of revenue versus keeping the FRCD alive solely through grant opportunities.
- Question no. 4, this item will be deferred until more information becomes available.
- Question no. 5, Director Lisa Medina commented that the FRCD might not be able to pay for various costs such as annual audits, elections and legal fees if the FRCD ran out of money.
 - Director Scherman inquired how much money the FRCD spent on election costs, audit, and other activity expenses. Mr. Madison responded stating that the FRCD is expected to spend \$20,000-\$25,000.00 a year.
- Question no. 6, Chairperson Nelson suggested on deferring this until more information becomes available. Ms. Ziegler will look into this matter further and report back her findings to the General Manager.
- Question no. 6a, this item will be deferred until more information becomes available. Ms. Ziegler will look into this matter further and report her findings to the General Manager.
- Curtis Tarver, representative from USDA NRCS, provided a brief history of RCD's and stated the NRCS supports RCD's and will continue to support the FRCD.
- Associate Director Shahid Chaudhry commented that he would like to have more information and develop some type of living document that contains goals and objectives.
- Associate Director Ken Strom suggested to obtain an entrepreneur that will focus on the RCD. Associate Director Strom then inquired what would change for EGWD if the FRCD goes away.
- Director Medina inquired if Mr. Tarver could give a presentation on RCD activities at a Regular Board Meeting. Mr. Tarver responded stating that he can do this for the Board on behalf of the NRCS but would also like to invite Karen Buhr, Executive

Director with CA RCD, for the presentation. The Board agreed to have this presentation held at a regular board meeting at a later time.

- Director Scherman commented that she would like to get answers to the financial questions before addressing the options.
- Director Sabin commented that she would like legal opinion particularly on question no. 3 and 4.
- Mr. Madison suggested to the Board to also consider option no. 1.
- The Board's consensus is to modify and redefine option 1 , and also have General Counsel gather more data and provide a legal determination for options 2, 3 and 4. All options are still open for consideration but four (4) out of the five (5) options available are being reviewed.
- Vice-Director Gray commented that he would like to eliminate option 1 from the list.

The Board adjourned to closed session at 9:00PM.

The Board adjourned to open session 9:16PM.

No reportable action was taken.

Adjourn to Regular Board Meeting to September 20, 2017 at 6:30 p.m.

Respectfully submitted,

Stefani Phillips

Stefani Phillips, Board Secretary

SP/CR

**MINUTES OF THE SPECIAL MEETING OF THE FLORIN RESOURCE
CONSERVATION DISTRICT BOARD OF DIRECTORS**

Wednesday, September 11, 2017

The regular meeting of the Florin Resource Conservation District Board of Directors was called to order at 6:30 p.m. by Tom Nelson, Chairperson, at 9257 Elk Grove Blvd., Elk Grove, CA.

Call to Order, Roll Call, and Pledge of Allegiance.

Directors Present: Bob Gray, Lisa Medina, Tom Nelson, Sophia Scherman, Jeanne Sabin
Directors Absent: None
Staff Present: Mark J. Madison, General Manager; Stefani Phillips, Board Secretary
Associate Directors Present: None
General Counsel Present: None
Consultants Present: None

1. Closed Session

- a. CONFERENCE WITH LABOR NEGOTIATORS (Gov't. Code Section 54957.6)
Agency designated representatives: Mark J. Madison, General Manager
Unrepresented employees: All Employees

No reportable action was taken.

Adjourn to the Regular Board Meeting on September 20, 2017 at 6:30 p.m.

Respectfully submitted,

Stefani Phillips

Stefani Phillips, Board Secretary

SP/CR



FRCD Cash Flow For the Month Ended August 31, 2017

Cash in Bank – Beginning	\$ 46,224.01
Interest Earned	
Disbursements:	
Check # 1028- EGWD	-\$ 446.89
Salary Allocation for work performed By Program Manager	
Cash in Bank – Ending	\$ 45,777.12

Check History Report

8/1/2017 to 8/31/2017
Elk Grove Water District

Bank Check Number	Check Date	Vendor Number	Name	Check
045090	8/3/2017	A. TEIC	A. TEICHERT & SON, INC	154.16
045091	8/3/2017	ARC	ARC	84.61
045092	8/3/2017	ATT&T	AT&T MOBILITY	642.20
045093	8/3/2017	BG SOLU	SOLUTIONS BY BG INC.	5,160.00
045094	8/3/2017	BRENNTA	BRENNTAG PACIFIC, INC	1,314.56
045095	8/3/2017	BSK4	BSK ASSOCIATES	80.00
045096	8/3/2017	BSK4	BSK ASSOCIATES	240.00
045097	8/3/2017	CINTAS	CINTAS	379.23
045098	8/3/2017	CPS	COOPERATIVE PERSONNAL	6,004.61
045099	8/3/2017	DATAPRO	DATAPROSE LLC	590.80
045100	8/3/2017	ELK LOC	ELK GROVE LOCK AND SAFE CO	332.09
045101	8/3/2017	FASTENA	FASTENAL COMPANY	111.67
045102	8/3/2017	GFOA	GFOA	160.00
045103	8/3/2017	GRAINGE	GRAINGER	185.78
045104	8/3/2017	HACH	HACH COMPANY	46.71
045105	8/3/2017	HACH	HACH COMPANY	237.05
045106	8/3/2017	HALING	CINDY HALING	150.00
045107	8/3/2017	HOLT	HOLT OF CALIFORNIA	1,273.33
045108	8/3/2017	HOLT	HOLT OF CALIFORNIA	634.82
045109	8/3/2017	JAN PRO	JAN-PRO CLEANING SYSTEMS OF	245.00
045110	8/3/2017	JAN PRO	JAN-PRO CLEANING SYSTEMS OF	255.00
045111	8/3/2017	LAKE V	LAKE VUE ELECTRIC, INC	340.00
045112	8/3/2017	MAXWELL	DENISE MAXWELL	2,521.00
045113	8/3/2017	PACE	PACE SUPPLY CORP	73.92
045114	8/3/2017	PACE	PACE SUPPLY CORP	105.60
045115	8/3/2017	PACE	PACE SUPPLY CORP	527.97
045116	8/3/2017	PACE	PACE SUPPLY CORP	2,731.69
045117	8/3/2017	REPUBLI	REPUBLIC SERVICES #922	1,047.37
045118	8/3/2017	ROTH	ROTH STAFFING COMPANIES, L.P.	894.35
045119	8/3/2017	ROTH	ROTH STAFFING COMPANIES, L.P.	969.24
045120	8/3/2017	SIERRA	SIERRA OFFICE SUPPLIES	43.55
045121	8/3/2017	SIERRA	SIERRA OFFICE SUPPLIES	95.25
045122	8/3/2017	SMUD	SMUD	921.96
045123	8/3/2017	SMUD	SMUD	6,037.78
045124	8/3/2017	SMUD	SMUD	5,498.35
045125	8/3/2017	SMUD	SMUD	47.93
045126	8/3/2017	SMUD	SMUD	19,540.57
045127	8/3/2017	SMUD	SMUD	5,294.59
045128	8/3/2017	SMUD	SMUD	502.35
045129	8/3/2017	SMUD	SMUD	2,344.76
045130	8/3/2017	SOUTHWEST	SOUTHWEST ANSWERING SERVICE;	246.15

Daily Tasks/Help Tickets
Materials/Supplies-Treatment

Finance Manager Recruitment

Repairs & Maintenance for Backhoe
Repairs & Maintenance for Excavator

Education Reimbursement
Materials/Supplies-Distribution
Materials/Supplies-Distribution
Materials/Supplies-Distribution
Materials/Supplies-Distribution

Temporary Customer Service Help
Temporary Customer Service Help

Account Number	Invoice Date	Invoice Description	Invoice Amount	Payment Status	Comments
045131	8/3/2017	SWRCB-DWOCB	90.00		
045132	8/3/2017	ULTRA TRUCK WORKS, INC	98.87		
045133	8/3/2017	ULTRA TRUCK WORKS, INC	32.31		
045134	8/3/2017	UNDERGROUND SERVICE ALERT	1,977.59		Annual % of Tickets Fee
045135	8/3/2017	WILLIAM SCOTSMAN, INC.	2,683.25		Trailer Rental located at the MOC Building
045136	8/4/2017	CB&T/ACWA-JPIA	54,807.87		
045137	8/4/2017	CLARK-CADMAN, INC	225.00		
045138	8/4/2017	CITY OF ELK GROVE	2,000.00		Void Check
045138	8/4/2017	CITY OF ELK GROVE	2,000.00-		Void Check
045139	8/4/2017	POST MODERN MARKETING	4,050.00		Website Design
045140	8/4/2017	SIERRA OFFICE SUPPLIES	316.79		
045141	8/4/2017	DAC	1,500.00		Dissemination Service and Storage Fee for outstanding Issues
045142	8/9/2017	BENEFIT RESOURCE, INC	100.00		
045143	8/9/2017	BSK ASSOCIATES	240.00		
045144	8/9/2017	BSK ASSOCIATES	240.00		Sampling-Treatment
045145	8/9/2017	BSK ASSOCIATES	120.00		Sampling-Treatment
045146	8/9/2017	BSK ASSOCIATES	85.00		Sampling-Treatment
045147	8/9/2017	BSK ASSOCIATES	85.00		Sampling-Treatment
045148	8/9/2017	BSK ASSOCIATES	360.00		Sampling-Treatment
045149	8/9/2017	BSK ASSOCIATES	360.00		Sampling-Treatment
045150	8/9/2017	BSK ASSOCIATES	120.00		Sampling-Treatment
045151	8/9/2017	BSK ASSOCIATES	120.00		Sampling-Treatment
045152	8/9/2017	BSK ASSOCIATES	24.00		Sampling-Treatment
045153	8/9/2017	BSK ASSOCIATES	12.00		Sampling-Treatment
045154	8/9/2017	BSK ASSOCIATES	120.00		Sampling-Treatment
045155	8/9/2017	BSK ASSOCIATES	12.00		Sampling-Treatment
045156	8/9/2017	BSK ASSOCIATES	12.00		Sampling-Treatment
045157	8/9/2017	BSK ASSOCIATES	12.00		Sampling-Treatment
045158	8/9/2017	BSK ASSOCIATES	120.00		Sampling-Treatment
045159	8/9/2017	BSK ASSOCIATES	12.00		Sampling-Treatment
045160	8/9/2017	BSK ASSOCIATES	12.00		Sampling-Treatment
045161	8/9/2017	BSK ASSOCIATES	12.00		Sampling-Treatment
045162	8/9/2017	CAP AIR	97.37		
045163	8/9/2017	CONSOLIDATED COMMUNICATIONS	236.83		Ethernet Service
045164	8/9/2017	CONSOLIDATED COMMUNICATIONS	1,282.78		Phones-MOC/ADMIN
045165	8/9/2017	COUNTY OF SACRAMENTO	125.00		
045166	8/9/2017	SACRAMENTO COUNTY UTILITIES	25.57		Meals
045167	8/9/2017	CARD SERVICES	24.45		Supplies
045168	8/9/2017	CARD SERVICES	149.03		Materials/Supplies-Utility Crew
045169	8/9/2017	CARD SERVICES	225.58		Parking, Safety
045170	8/9/2017	CARD SERVICES	37.45		Advertising, Employee Appreciation
045171	8/9/2017	CARD SERVICES	497.83		Materials/Supplies-Treatment
045172	8/9/2017	CARD SERVICES	100.00		
045173	8/9/2017	DATAPRO	590.80		

045174	8/9/2017	FASTENA	FASTENAL COMPANY	13.13	
045175	8/9/2017	FASTENA	FASTENAL COMPANY	28.60	
045176	8/9/2017	FERRELL	FERRELLGAS	6.15	
045177	8/9/2017	HOLT	HOLT OF CALIFORNIA	286.57	
045178	8/9/2017	HOPKINS	HOPKINS TECHNICAL PRODUCTS	1,533.20	Materials/Supplies-Treatment
045179	8/9/2017	INT STA	INTERSTATE OIL COMPANY	1,117.83	Fuel
045180	8/9/2017	JOE'S	JOE'S WORK WEAR	12.50	
045181	8/9/2017	MAITA	MAITA CHEVROLET	419.52	
045182	8/9/2017	OREILLY	O'REILLY AUTO PARTS	23.69	
045183	8/9/2017	OREILLY	O'REILLY AUTO PARTS	95.88	
045184	8/9/2017	OREILLY	O'REILLY AUTO PARTS	16.15	
045185	8/9/2017	PMI	PERRYMAN MECHANICAL, INC.	1,776.98	VFD A/C RRWTF
045186	8/9/2017	PMI	PERRYMAN MECHANICAL, INC.	958.20	VFD A/C Well #4
045187	8/9/2017	RADIAL	RADIAL TIRE OF ELK GROVE	118.12	Repairs & Maintenance-Truck #410
045188	8/9/2017	RADIAL	RADIAL TIRE OF ELK GROVE	257.24	Repairs & Maintenance-Truck #417
045189	8/9/2017	RADIAL	RADIAL TIRE OF ELK GROVE	102.31	Repairs & Maintenance-Truck #204
045190	8/9/2017	ROTH	ROTH STAFFING COMPANIES, L.P.	891.58	Temporary Customer Service Help
045191	8/9/2017	RYAN	RYAN HERCO PRODUCTS CORP	21.97	
045192	8/9/2017	RYAN	RYAN HERCO PRODUCTS CORP	35.86	
045193	8/9/2017	SAC BEE	THE SACRAMENTO BEE	625.00	Advertisina-Utility Billing Specialist
045194	8/9/2017	SAC ICE	SAC ICE	424.65	
045195	8/9/2017	SAC ICE	SAC ICE	158.75	
045196	8/9/2017	SIERRA C	SIERRA CHEMICAL COMPANY	639.11	Materials/Supplies-Treatment
045197	8/9/2017	SIERRA	SIERRA OFFICE SUPPLIES	61.51	
045198	8/9/2017	SIERRA	SIERRA OFFICE SUPPLIES	127.87	
045199	8/9/2017	SMUD	SMUD	1,958.50	
045200	8/9/2017	TOSHIBA	TOSHIBA FINANCIAL SERVICES	593.01	
045201	8/9/2017	WHITE	HDS WHITE CAP CONST SUPPLY	196.94	
045202	8/9/2017	WILL SC	WILLIAM SCOTSMAN, INC.	105.32	
045203	8/9/2017	WILL SC	WILLIAM SCOTSMAN, INC.	233.19	
045204	8/9/2017	WILSON	MARCELL WILSON	183.12	Clothing Reimbursement
045205	8/17/2017	AFLAC	AFLAC	1,779.86	
045206	8/17/2017	BG SOLU	SOLUTIONS BY BG INC.	5,160.00	Daily Tasks/Help Tickets
045207	8/17/2017	BRENNTA	BRENNTAG PACIFIC, INC	176.60	
045208	8/17/2017	BRINKS	BRINK'S INCORPORATED	289.41	
045209	8/17/2017	BSK4	BSK ASSOCIATES	85.00	Sampling-Treatment
045210	8/17/2017	BSK4	BSK ASSOCIATES	85.00	Sampling-Treatment
045211	8/17/2017	BSK4	BSK ASSOCIATES	120.00	Sampling-Treatment
045212	8/17/2017	BSK4	BSK ASSOCIATES	120.00	Sampling-Treatment
045213	8/17/2017	BSK4	BSK ASSOCIATES	120.00	Sampling-Treatment
045214	8/17/2017	BSK4	BSK ASSOCIATES	120.00	Sampling-Treatment
045215	8/17/2017	BSK4	BSK ASSOCIATES	85.00	Sampling-Treatment
045216	8/17/2017	BSK4	BSK ASSOCIATES	120.00	Sampling-Treatment
045217	8/17/2017	CAP RUB	CAPITAL RUBBER	265.19	
045218	8/17/2017	CLARK C	CLARK-CADMAN, INC	225.00	
045219	8/17/2017	COEG	CITY OF ELK GROVE	2,000.00	Void Check
045219	8/17/2017	COEG	CITY OF ELK GROVE	2,000.00-	Void Check
045220	8/17/2017	CS JC	CARD SERVICES	912.37	
045221	8/17/2017	CSDS	CSDS SACRAMENTO	154.90	
045222	8/17/2017	E&M	E&M ELECTRIC & MACHINERY, INC	625.00	Historian Client Training
045223	8/17/2017	ELK LOC	ELK GROVE LOCK AND SAFE CO	15.84	

045224	8/17/2017	FASTENA	FASTENAL COMPANY	7.16
045225	8/17/2017	FASTENA	FASTENAL COMPANY	22.10
045226	8/17/2017	FREDER	DAVID FREDERICK	344.25
045227	8/17/2017	HOPKINS	HOPKINS TECHNICAL PRODUCTS	120.83
045228	8/17/2017	J MELLO	JUSTIN MELLO	87.38
045229	8/17/2017	JAYS	JAY'S TRUCKING SERVICE	1,089.60
045230	8/17/2017	NTU	NTU TECHNOLOGIES, INC	2,160.00
045231	8/17/2017	PG&E	PACIFIC GAS & ELECTRIC	8.11
045232	8/17/2017	PURCH	PURCHASE POWER	66.15
045233	8/17/2017	RADIAL	RADIAL TIRE OF ELK GROVE	404.06
045234	8/17/2017	RADIAL	RADIAL TIRE OF ELK GROVE	25.00
045235	8/17/2017	REPUBLI	REPUBLIC SERVICES #922	77.48
045236	8/17/2017	ROB MER	ROBERT MERRIT	1,912.50
045237	8/17/2017	ROOCO	ROOCO RENTS	56.00
045238	8/17/2017	ROOCO	ROOCO RENTS	18.36
045239	8/17/2017	ROOCO	ROOCO RENTS	10.10
045240	8/17/2017	ROOCO	ROOCO RENTS	59.94
045241	8/17/2017	ROOCO	ROOCO RENTS	202.60
045242	8/17/2017	ROOCO	ROOCO RENTS	163.62
045243	8/17/2017	ROTH	ROTH STAFFING COMPANIES, L.P.	1,067.57
045244	8/17/2017	RYAN	RYAN HERCO PRODUCTS CORP	111.36
045245	8/17/2017	RYAN	RYAN HERCO PRODUCTS CORP	97.12
045246	8/17/2017	SIERRA	SIERRA OFFICE SUPPLIES	228.71
045247	8/17/2017	SUMMIT	AIR WORKS INC	181.50
045248	8/17/2017	TRAFF S	TRAFFIC SIGN SPECIALTIES	275.00
045249	8/17/2017	TRENCH	TRENCH PLATE RENTAL CO	290.35
045250	8/17/2017	VERIZON	VERIZON WIRELESS	540.85
045251	8/17/2017	JOE'S	JOE'S WORK WEAR	9.00
045252	8/21/2017	COUNTY	COUNTY OF SACRAMENTO	34,325.00
045253	8/21/2017	CRALS	ALTISOURCE SOLUTIONS	220.75
045254	8/21/2017	CRF FEY	FENG YANG	99.55
045255	8/21/2017	CRF FIR	FIRST AMERICAN TITLE	2.16
045256	8/21/2017	CRF FN	FIDELITY NATIONAL TITLE	25.63
045257	8/21/2017	CRF FN	FIDELITY NATIONAL TITLE	22.05
045258	8/21/2017	CRF KB	KB ESTHETICS	50.86
045259	8/21/2017	CRF LEN	LENNAR HOMES CA, INC	73.76
045260	8/21/2017	CRF LEN	LENNAR HOMES CA, INC	35.15
045261	8/21/2017	CRF MAE	MARONG ANGEL EDUCATION INC	224.10
045262	8/21/2017	CRF MOD	MICHELE O'DONNELL	24.10
045263	8/21/2017	CRF OR3	ORANGE COAST TITLE	150.78
045264	8/21/2017	CRF RGL	RAYMOND E GRIFFIN LIVING TRUST	64.73
045265	8/21/2017	CRF RIV	RIVER CITY INVESTORS, LLC	41.79
045266	8/21/2017	CRF RPK	ROBERT PRICHARD & KATHERINE	79.90
045267	8/21/2017	CRF STD	STEVE DIEMERT	1.46
045268	8/21/2017	CRFBAG	BILL & ANN GARRISON	50.07
045269	8/21/2017	CRFBRC	BRETT CORDONNIER	46.40
045270	8/21/2017	CRFCAW	CASEY WELLS	232.62
045271	8/21/2017	CRFCHE	CHANA EGAN	16.22
045272	8/21/2017	CRFDER	DEANNA ROGERS	86.91
045273	8/21/2017	CRFDOW	DONALD WOOD	23.23

Clothing Reimbursement

Clothing Reimbursement

Materials/Supplies-Utility Crew

Materials/Supplies-Treatment

Repairs & Maintenance-Bobcat

CPA Services to help with our Audit

Temporary Customer Service Help

2017/2018 contribution (SCGA)

Account Closed- Customer Refund

Account Closed- Customer Refund

Account Closed- Customer Refund

Account Closed- Customer Refund

Account Closed- Customer Refund

Account Closed- Customer Refund

Account Closed- Customer Refund

Account Closed- Customer Refund

Account Closed- Customer Refund

Account Closed- Customer Refund

Account Closed- Customer Refund

Account Closed- Customer Refund

Account Closed- Customer Refund

Account Closed- Customer Refund

Account Closed- Customer Refund

Account Closed- Customer Refund

Account Closed- Customer Refund

Account Closed- Customer Refund

Account Closed- Customer Refund

Account Closed- Customer Refund

045274	8/21/2017	CRFERJ	ERIC JONES	Account Closed-	Customer Refund
045275	8/21/2017	CRFFID5	FIDELITY NATIONAL TITLE	Account Closed-	Customer Refund
045276	8/21/2017	CRFFID6	FIDELITY NATIONAL TITLE	Account Closed-	Customer Refund
045277	8/21/2017	CRFGAC	GARY CONN	Account Closed-	Customer Refund
045278	8/21/2017	CRFIR2	FIRST AMERICAN TITLE	Account Closed-	Customer Refund
045279	8/21/2017	CRFKAC	KAITLYN M CHILDS	Account Closed-	Customer Refund
045280	8/21/2017	CRFLES	LEE SALO	Account Closed-	Customer Refund
045281	8/21/2017	CRFLIV	LILIA VERGARA	Account Closed-	Customer Refund
045282	8/21/2017	CRFLK	LISA LOPEZ KAIN	Account Closed-	Customer Refund
045283	8/21/2017	CRFMDA	MARK & DEBBIE ARESON	Account Closed-	Customer Refund
045284	8/21/2017	CRFMIS	MICHAEL SCHUPP	Account Closed-	Customer Refund
045285	8/21/2017	CRFNAR	NATHAN RUGE	Account Closed-	Customer Refund
045286	8/21/2017	CRFPAR	PAMELA ROSS	Account Closed-	Customer Refund
045287	8/21/2017	CRFPAW	PAULA WHITE	Account Closed-	Customer Refund
045288	8/21/2017	CRFPLA7	PLACER TITLE COMPANY	Account Closed-	Customer Refund
045289	8/21/2017	CRFPLA9	PLACER TITLE CO	Account Closed-	Customer Refund
045290	8/21/2017	CRFPRD	PRADEEP DAYAL	Account Closed-	Customer Refund
045291	8/21/2017	CRFROH	RODERIC HOOVER	Account Closed-	Customer Refund
045292	8/21/2017	CRFSTG	STEVEN GOLDSTEIN	Account Closed-	Customer Refund
045293	8/21/2017	CRFSTL	STEVE LAMBERT	Account Closed-	Customer Refund
045294	8/21/2017	CRFTEH	TERI HOWARD	Account Closed-	Customer Refund
045295	8/21/2017	CRFWIP	WILLIAM PERALES	Account Closed-	Customer Refund
045296	8/21/2017	CRFYMM	YEI M MORSAY	Account Closed-	Customer Refund
045297	8/21/2017	CRNATI	NORTH AMERICAN TITLE	Account Closed-	Customer Refund
045298	8/21/2017	CROLRT	OLD REPUBLIC TITLE	Account Closed-	Customer Refund
045299	8/21/2017	CRORT	OLD REPUBLIC TITLE	Account Closed-	Customer Refund
045300	8/21/2017	CRSTB	STEVE BROWN	Account Closed-	Customer Refund
045301	8/21/2017	CTF KTB	KTB ENTERPRISES	Account Closed-	Customer Refund
045302	8/21/2017	GATE WR	GATE WRX	Account Closed-	Customer Refund
045303	8/21/2017	HOLT	HOLT OF CALIFORNIA	Account Closed-	Customer Refund
045304	8/21/2017	MANAGE	MANAGEMENT PARTNERS	Account Closed-	Customer Refund
045305	8/21/2017	PACE	PACE SUPPLY CORP	Account Closed-	Customer Refund
045306	8/21/2017	PACE	PACE SUPPLY CORP	Account Closed-	Customer Refund
045307	8/21/2017	ROTH	ROTH STAFFING COMPANIES, L.P.	Account Closed-	Customer Refund
045308	8/21/2017	UNITED	UNITED SITE SERVICES	Account Closed-	Customer Refund
045309	8/21/2017	ZOOM	ZOOM IMAGING SOLUTIONS, INC	Account Closed-	Customer Refund
045310	8/24/2017	A. TEIC	A. TEICHERT & SON, INC	Account Closed-	Customer Refund
045311	8/24/2017	BAY ALA	BAY ALARM COMPANY	Account Closed-	Customer Refund
045312	8/24/2017	BAY ALA	BAY ALARM COMPANY	Account Closed-	Customer Refund
045313	8/24/2017	BSK4	BSK ASSOCIATES	Account Closed-	Customer Refund
045314	8/24/2017	BSK4	BSK ASSOCIATES	Account Closed-	Customer Refund
045315	8/24/2017	BSK4	BSK ASSOCIATES	Account Closed-	Customer Refund
045316	8/24/2017	BSK4	BSK ASSOCIATES	Account Closed-	Customer Refund
045317	8/24/2017	BSK4	BSK ASSOCIATES	Account Closed-	Customer Refund
045318	8/24/2017	BSK4	BSK ASSOCIATES	Account Closed-	Customer Refund
045319	8/24/2017	CINTAS	CINTAS	Account Closed-	Customer Refund
045320	8/24/2017	CINTAS	CINTAS	Account Closed-	Customer Refund
045321	8/24/2017	COUNTY4	SACRAMENTO COUNTY UTILITIES	Account Closed-	Customer Refund
72.60				Account Closed-	Customer Refund
80.41				Account Closed-	Customer Refund
20.82				Account Closed-	Customer Refund
15.23				Account Closed-	Customer Refund
9.32				Account Closed-	Customer Refund
37.88				Account Closed-	Customer Refund
72.33				Account Closed-	Customer Refund
48.03				Account Closed-	Customer Refund
142.28				Account Closed-	Customer Refund
20.88				Account Closed-	Customer Refund
28.98				Account Closed-	Customer Refund
78.41				Account Closed-	Customer Refund
97.45				Account Closed-	Customer Refund
64.73				Account Closed-	Customer Refund
31.35				Account Closed-	Customer Refund
70.20				Account Closed-	Customer Refund
12.90				Account Closed-	Customer Refund
43.99				Account Closed-	Customer Refund
77.07				Account Closed-	Customer Refund
46.05				Account Closed-	Customer Refund
56.20				Account Closed-	Customer Refund
67.77				Account Closed-	Customer Refund
64.73				Account Closed-	Customer Refund
11.78				Account Closed-	Customer Refund
79.81				Account Closed-	Customer Refund
2.50				Account Closed-	Customer Refund
35.65				Account Closed-	Customer Refund
72.94				Account Closed-	Customer Refund
202.50				Account Closed-	Customer Refund
117.76				Account Closed-	Customer Refund
3,301.22				Account Closed-	Customer Refund
1,018.99				Account Closed-	Customer Refund
413.93				Account Closed-	Customer Refund
877.04				Account Closed-	Customer Refund
275.52				Account Closed-	Customer Refund
421.28				Account Closed-	Customer Refund
156.21				Account Closed-	Customer Refund
446.55				Account Closed-	Customer Refund
43.59				Account Closed-	Customer Refund
840.00				Account Closed-	Customer Refund
840.00				Account Closed-	Customer Refund
120.00				Account Closed-	Customer Refund
120.00				Account Closed-	Customer Refund
120.00				Account Closed-	Customer Refund
115.00				Account Closed-	Customer Refund
35.03				Account Closed-	Customer Refund
54.99				Account Closed-	Customer Refund
111.70				Account Closed-	Customer Refund
				Temporary Finance Manager Help	
				Materials/Supplies-Distribution	
				Materials/Supplies-Distribution	
				Temporary Customer Service Help	
				Sampling-Treatment	
				Sampling-Treatment	
				Sampling-Treatment	
				Sampling-Treatment	
				Sampling-Treatment	
				Sampling-Treatment	

045322	8/24/2017	CPHILLI	CHRIS PHILLIPS	193.92	Finance Manager Recruitment
045323	8/24/2017	CPS	COOPERATIVE PERSONNAL	7,586.56	
045324	8/24/2017	DMV	DMV	1.00	
045325	8/24/2017	EG FORD	ELK GROVE FORD	54.21	
045326	8/24/2017	EG FORD	ELK GROVE FORD	94.00	
045327	8/24/2017	EG FORD	ELK GROVE FORD	103.07	
045328	8/24/2017	FASTENA	FASTENAL COMPANY	13.53	
045329	8/24/2017	FRONT C	FRONTIER COMMUNICATIONS	225.45	
045330	8/24/2017	GOLDEN	GOLDEN STATE FLOW	425.27	
045331	8/24/2017	GTRI	GTRI	1,770.46	
045332	8/24/2017	HEWITT	Aaron Hewitt	43.00	
045333	8/24/2017	JOHN'S	JOHN'S SALT SERVICE INC.	6,691.00	Materials/Supplies-Treatment
045334	8/24/2017	LAKE V	LAKE VUE ELECTRIC, INC	170.00	
045335	8/24/2017	MEYERS	MEYERS NAVE PROFESSIONAL LAW CORPORATION	13,775.31	Legal-July 2017
045336	8/24/2017	NTS	NTS MIKEDON. LLC	18.00	
045337	8/24/2017	PACE	PACE SUPPLY CORP	38.54	
045338	8/24/2017	PACE	PACE SUPPLY CORP	187.11	
045339	8/24/2017	RADIAL	RADIAL TIRE OF ELK GROVE	46.61	
045340	8/24/2017	ROOCO	ROOCO RENTS	64.26	
045341	8/24/2017	SAFETY	SAFETY CENTER, INC	1,200.00	Backhoe Recertification
045342	8/24/2017	SIERRA C	SIERRA CHEMICAL COMPANY	572.53	Materials/Supplies-Treatment
045343	8/24/2017	SIERRA	SIERRA OFFICE SUPPLIES	108.82	
045344	8/24/2017	SRCSD	REGIONAL SAN	1,256.00	
045345	8/24/2017	SUMMIT	AIR WORKS INC	350.00	
045346	8/24/2017	SUMMIT	AIR WORKS INC	1,065.00	
045347	8/24/2017	TESCO	TESCO CONTROLS, INC	2,450.00	TDP-17034 Permit and disposal fee-Well 1D Rehab
045348	8/24/2017	WHITE	HDS WHITE CAP CONST SUPPLY	112.54	Repairs & Maintenance-MOC HVAC
045349	8/31/2017	ARC	ARC	51.59	Repairs & Maintenance-MOC HVAC
045350	8/31/2017	BG SOLU	SOLUTIONS BY BG INC.	5,160.00	Hampton PLC/SCADA
045351	8/31/2017	BRENNTA	BRENNTAG PACIFIC, INC	697.08	Daily Tasks/Help Tickets
045352	8/31/2017	COUNTY4	SACRAMENTO COUNTY UTILITIES	65.31	Materials/Supplies-Treatment
045353	8/31/2017	COUNTY4	SACRAMENTO COUNTY UTILITIES	111.70	
045354	8/31/2017	COUNTY6	COUNTY OF SACRAMENTO	601.00	Hazardous Materials Permit-Well #8
045355	8/31/2017	COUNTY6	COUNTY OF SACRAMENTO	601.00	Hazardous Materials Permit-Well #9
045356	8/31/2017	COUNTY6	COUNTY OF SACRAMENTO	813.00	Hazardous Materials Permit-Well #13
045357	8/31/2017	COUNTY6	COUNTY OF SACRAMENTO	601.00	Hazardous Materials Permit-Well #3
045358	8/31/2017	COUNTY6	COUNTY OF SACRAMENTO	601.00	Hazardous Materials Permit-Railroad
045359	8/31/2017	CS MJM	CARD SERVICES	492.71	Meals, Contracted Services
045360	8/31/2017	EG FORD	ELK GROVE FORD	94.00	Repairs & Maintenance-Truck #414
045361	8/31/2017	EG FORD	ELK GROVE FORD	900.94	Repairs & Maintenance-Truck #410
045362	8/31/2017	HRGA	THE HR GROUP ARCHITECTS	3,770.37	RRWTF MTG & I.T BLDG
045363	8/31/2017	KIRBY	KIRBY'S PUMP & MECHANICAL, INC	2,214.94	Well 1D Pump Conversion
045364	8/31/2017	MANAGE	MANAGEMENT PARTNERS	4,167.15	Temporary Finance Manager Help

045365	8/31/2017	PACE	PACE SUPPLY CORP	5,797.48	
045366	8/31/2017	PETTY	PETTY CASH	139.52	
045367	8/31/2017	RADIAL	RADIAL TIRE OF ELK GROVE	271.63	
045368	8/31/2017	ROOCO	ROOCO RENTS	6.43	
045369	8/31/2017	ROOCO	ROOCO RENTS	37.64	
045370	8/31/2017	ROOCO	ROOCO RENTS	27.00	
045371	8/31/2017	ROOCO	ROOCO RENTS	348.90	
045372	8/31/2017	SMUD	SMUD	847.13	
045373	8/31/2017	SOUTHWE	SOUTHWEST ANSWERING SERVICE,	218.25	
045374	8/31/2017	ULINE	ULINE	44.76	
045375	8/31/2017	WEST	WEST COAST WELL LOGGING SERV	775.00	Well 9 Rehab
045376	8/31/2017	WHITE	HDS WHITE CAP CONST SUPPLY	26.77	
045377	8/31/2017	WILL SC	WILLIAM SCOTSMAN, INC.	555.99	Rental of Mobile Office-MOC
			Total:	288,182.99	

**Elk Grove Water District
Active Account Information
8/31/2017**

	JULY	AUG	SEPT	OCT	NOV	DEC	JAN	FEB	MAR	APR	MAY	JUNE
Water Accounts:												
Metered												
Residential	11,787	11,811										
Commercial	527	526										
Fire Service	175	175										
Total Accounts	12,489	12,512	-	-	-	-	-	-	-	-	-	-

**Elk Grove Water District
Active Account Information
FY 2015/2016**

	JULY	AUG	SEPT	OCT	NOV	DEC	JAN	FEB	MAR	APR	MAY	JUNE
Water Accounts:												
Metered												
Residential	11,670	11,674	11,671	11,800	11,784	11,779	11,780	11,782	11,792	11,801	11,805	11,803
Commercial	520	521	523	525	524	525	524	526	528	524	525	528
Fire Service	174	174	175	175	175	175	175	175	176	175	175	175
Total Accounts	12,364	12,369	12,369	12,500	12,483	12,479	12,479	12,483	12,496	12,500	12,505	12,506

Elk Grove Water District

Bond Covenant Status

For Fiscal Year 2017-18

As of August 31, 2017
 Adjusted for Prepayments and Unbilled Revenue

Operating Revenues:	
Charges for Services (2)	\$ 3,045,826
 Operating Expenses:	
Salaries & Benefits (3)	613,464
Seminars, Conventions and Travel	1,463
Office & Operational	165,756
Purchased Water	635,063
Outside Services	118,210
Equipment Rent, Taxes, an Utilities	53,446
Total Operating Expenses	1,587,401
 Income From Operations	 \$ 1,458,424
 Annual Interest & Principal Payments	
\$3,713,349	618,891 (1)
 Debt Service Coverage Ratio, YTD Only:	 2.36
 Required	 1.15

Notes:

1. **Reflects budget divided by number of months year to date.**
 However, first Principal/Interest Payments made in September.
 Projected Annual Budget Coverage Ratio is **1.45**
2. Includes estimated unbilled revenue YTD
3. Reflects only YTD due to CalPERS, not entire prepayment for year.

Note that rating agencies and bondholders would be comfortable with the adjustments in 1 and 2 above in calculating bond covenant coverage requirements. At fiscal year-end revenues and expenses are always adjusted for such items through an accounting accrual process, which is in accordance with generally accepted accounting principles.

Elk Grove Water District
Year to Date Revenues and Expenses Compared to Budget
(Adjusted for Prepayments and Unbilled Revenues)

	General Ledger Reference	YTD Activity	Annual Budget	2/12=16.66% Variance	% Realized
Revenues	4100 - 4900	\$2,609,826	\$14,294,096	(\$11,684,271)	18.26%
Plus est. of Unbilled Revenue (3)		436,000		\$436,000	
Est. Total Revenues YTD (Including Unbilled)		\$3,045,826	\$14,294,096	(\$11,248,271)	21.31%
Salaries & Benefits (2)	5100 - 5280	\$723,177	\$3,560,179	(\$2,837,002)	20.31%
Less CalPERS Prepayment of Remainder of Year: (4)		-\$109,713		(\$109,713)	
Adjusted Salaries and Benefits: (4)		\$613,464	3,560,179	(2,946,715)	17.23%
Seminars, Conventions and Travel	5300 - 5350	\$1,463	\$50,500	(\$49,037)	2.90%
Office & Operational	5410 - 5494	\$165,756	\$984,881	(\$819,124)	16.83%
Purchased Water est. (5)	5495 - 5495	\$635,063	\$3,010,765	(\$2,375,703)	21.09%
Outside Services	5505 - 5580	\$118,210	\$896,110	(\$777,900)	13.19%
Equipment Rent, Taxes, Utilities	5620 - 5760	\$53,446	\$408,999	(\$355,554)	13.07%
Total Operational Expenses		\$1,587,401	8,911,434	(7,324,033)	17.81%
Net Operations		\$1,458,424	5,382,662	-\$3,924,238	27.09%
Non-Operating Revenue					
Interest Received	9910 - 9910	\$5,416	110,000	(104,584)	4.92%
Other Income	9920 - 9973	\$6,652	14,900	(8,248)	44.65%
		\$12,068	124,900	(112,832)	9.66%
Non-Operating Expenses					
Election Costs	9950 - 9950	-	-	-	
All other Non-Operating Expenses					
Capital Expenses (2):					
Capital Improvements		\$23,673	1,026,500	(1,002,827)	-97.69%
Capital Replacements		\$4,932	576,000	(571,068)	-99.14%
Equipment	1705 - 1760	\$0	100,000	(100,000)	-100.00%
Unforeseen Capital Projects		\$0	100,000	(100,000)	-100.00%
Capital Expenses		\$28,605	1,802,500	(1,773,895)	-98.41%
Bond Interest Accrued	7300 - 7300	\$287,225	1,723,349	(1,436,124)	16.67%
Total Non Operating Expenses		315,830	3,525,849	(3,210,019)	8.96%
Revenues in Excess of All Expenditures, including Capital		\$1,154,663	1,981,713	(827,050)	58.27%
Bond Retirement (1):		-	1,990,000	(1,990,000)	0.00%
Net Position after Capital and Debt Retirement Expenditures		\$1,154,663	(8,287)	1,162,950	

Notes:

- Bond retirement payments are made two times a year in September and March.
- YTD Activity includes \$17,442 in capitalized labor charged to capital projects.
- There is a lag in collection of customers' payments for that month's usage. Above is an est. of revenue due for current month. On an accounting basis, this is consistent with the revenue accrual process that is followed at year-end in accordance with generally accepted accounting principles.
- The District prepays CalPERS for the employers' share of retirement costs for the entire year. By doing this, the District saves approximately 3.7% in its total CalPERS payments for the year. The adjusted salaries and benefits above shows what salaries and benefits would be if only the amount due to CalPERS YTD was paid YTD, with no prepayment.
- There is a lag in water billings from the Sacramento Water District. Included above is an estimate of costs to date based on water used.

**Florin Resource Conservation District
CASH - Detail Schedule of Investments
8/31/2017**

<u>G/L Account Fund</u> <u>HELD BY BOND TRUSTEE:</u>	<u>Account number / name</u>	<u>Investment Name</u>	<u>Investment Type</u>	<u>Restrictions</u>	<u>Market Value</u>			
1103-000-20 Water	BNY 113757 FRCD 2002 INST PMT SER B	Dreyfus Inst Treasury	MM Mutual Fund	Restricted	2.00			
1102-000-20 Water	BNY 113759 FRCD 2002 INST PMT SER B	Dreyfus Inst Treasury	MM Mutual Fund	Restricted	1.01			
1123-000-20 Water	BNY 113756 FRCD INST PMT SER A	Dreyfus Inst Treasury	MM Mutual Fund	Restricted	3.47			
1111-000-20 Water	BNY 113585 FRCD 2005 A INST PM	Dreyfus Inst Treasury	MM Mutual Fund	Restricted	0.00			
1112-000-20 Water	BNY 113587 FRCD 2005 A RES FD	Dreyfus Inst Treasury	MM Mutual Fund	Restricted	1.00			
1101-000-20 Water	BNY 743849 FRCD 2016A COI	Dreyfus Inst Treasury	MM Mutual Fund	Restricted	0.00			
1101-000-20 Water	BNY 743850 FRCD 2016A DEBT SERVICE	Dreyfus Inst Treasury	MM Mutual Fund	Restricted	0.00			
				Subtotal	7.48			
	Cash on Hand			Unrestricted	300.00			
					\$ 300.00			
<u>HELD BY F&M BANK:</u>								
1011-000-10 FRCD	F&M 08-032009-01 CHECKING ACCOUNT			Unrestricted	46,238.45			
1011-000-20 Water	F&M 08-032017-01 OPERATING ACCOUNT			Unrestricted	368,454.93			
1031-000-20 Water	F&M 08-032912-01 CREDIT CARD ACCOUNT			Unrestricted	730,086.07			
1061-000-20 Water	F&M 08-032890-01 PAYROLL ACCOUNT			Unrestricted	69,844.27			
1071-000-20 Water	F&M 08-032920-01 DRAFTS ACCOUNT			Unrestricted	766,917.18			
				Subtotal	1,981,540.90			
					\$ 1,981,540.90			
<u>INVESTMENTS</u>								
1080-000-20 Water	Office of the Treasurer - Sacramento California	LAIF	Investment Pool	Unrestricted	503,661.98			
1081-000-20 Water	CALTrust Short Term		Investment	Unrestricted	-			
1081-000-20 Water	CALTrust Medium Term		Investment	Unrestricted	1,277,448.96			
					\$ 503,661.98			
					\$ 1,277,448.96			
1082-000-20 Water								
	<u>PURCHASE DATE</u>	<u>ISSUED BY</u>	<u>CALL DATE</u>	<u>MATURITY DATE</u>	<u>INTEREST RATE</u>	<u>YTM</u>	<u>COST</u>	<u>MARKET VALUE</u>
	9/30/2016	N/A	N/A	N/A	0.02%	0.02%	\$ 20,653.99	\$ 50,392.19
	6/14/2016	Union Bank of California	6/14/17 - one time	12/14/2018	1.150%	1.090%	\$ 500,745.00	\$ 498,430.00
	6/28/2016	Federal Home Loan Bank (FHLB)	9/28/16 - qtrly	6/28/2019	1.00%-2.00%	1.371%	\$ 1,000,000.00	999,370.00
	6/30/2016	Federal Home Loan Mortgage Corp. (FHLMC)	12/30/16 - qtrly	12/30/2019	1.375%	1.375%	\$ 1,000,000.00	991,490.00
	9/30/2016	Federal National Mortgage Association (FNMA)	3/30/17 - qtrly	3/30/2020	1.250%	1.250%	\$ 1,000,000.00	989,500.00
	6/9/2016	Federal National Mortgage Association (FNMA)	9/1/16 - cont.	12/1/2020	1.625%	1.625%	\$ 1,000,000.00	982,580.00
	6/16/2016	Federal National Mortgage Association (FNMA)	12/16/16 - qtrly	12/16/2020	1.550%	1.550%	\$ 1,000,000.00	995,600.00
	9/30/2016	Federal Home Loan Mortgage Corp. (FHLMC)	3/30/17 - qtrly	9/30/2021	1.00%-3.00%	1.930%	\$ 1,000,000.00	999,420.00
	9/30/2016	Federal National Mortgage Association (FNMA)	3/30/17 - qtrly	9/30/2021	1.50%	1.500%	\$ 500,000.00	489,580.00
	11/2/2016	Federal Home Loan Bank (FHLB)	4/28/17 - qtrly	10/28/2021	1.00%-6.00%	2.157%	\$ 1,000,000.00	991,240.00
							\$ 8,021,398.99	\$ 7,987,602.19
							Total	\$ 11,750,561.51
							Total Restricted	\$ 7.48
							Total Unrestricted	\$ 11,750,554.03
							\$	\$

YTM = Yield to Maturity
qtrly = quarterly
cont. = continuous

Consultant Expenses
August 31, 2017

Fiscal Retainer Contracts

Consultant	Description	Current Month	Paid to date	Budget/Contract Amount	Percent of year (17%)
Meyers Nave Professional Law Corp	Task orders	13,775	27,918	130,000	21.48%
Solutions by BG, Inc.	Task orders	15,480	20,640	127,920	16.14%

Project Specific Contracts

Consultant	Description	Current Month	Paid to date	Budget/Contract Amount	Percent of Contract Amount
	Task orders		-		
Best Best, & Krieger	Task orders		48,196	130,000	37.07%

**Elk Grove Water District
Major Capital Improvement Project
Budget vs Actuals
August 31, 2017**

Capital Project	2017-18		Total YTD	
	Budget	(1)	YTD % Spent	
Fiber Optic Cable	\$17,500	\$0	0.00%	
Radio Antennas	\$80,000	\$0	0.00%	
RRWTF Modular Meeting Room/IT Center	\$550,000	\$3,907	0.71%	
Unforeseen Capital Projects	\$100,000	\$0	0.00%	
Well 1D Pump Replacement	\$29,000	\$0	0.00%	
Well 9 Fence Replacement	\$15,000	\$0	0.00%	
Backyard Water Mains/Service Replacement	\$138,000	\$0	0.00%	
Kent Street Water Main	\$280,000	\$3,676	1.31%	
Media Replacement Filter Vehicles	\$50,000	\$0	0.00%	
Service Line Replacements	\$250,000	\$17,551	7.02%	
Truck Replacements	\$100,000	\$0	0.00%	
Well 8 Pump Replacement	\$100,000	\$2,215	2.22%	
Well Rehabilitation (One Year)	\$93,000	\$1,256	1.35%	
Sub-Total	\$1,802,500	\$28,605	1.59%	

(1) Includes \$17,442 in capitalized labor through 8/31/17

September 20, 2017

TO: Chairperson and Directors of the Florin Resource Conservation District
FROM: Stefani Phillips, Board Secretary
SUBJECT: **COMMITTEE MEETINGS**

RECOMMENDATION

No action is required at this time.

SUMMARY

The Board has requested a monthly summary of committee meetings. There were no committee meetings in the month of August.

DISCUSSION

Background

At the Regular Board Meeting held on May 27, 2015, the FRCD Board of Directors determined that the committee meeting minutes will be brought to the FRCD Regular Board Meeting and placed under agenda item Committee Meetings. The agenda item Committee Meetings, were placed after Consent Calendar for approval. This item may be moved within the agenda, if necessary, by direction from Chairperson. The committee meeting minutes shall be accepted by the FRCD Board of Directors.

Present Situation

No committee meetings were held in the month of August.

ENVIRONMENTAL CONSIDERATIONS

There are no direct environmental considerations associated with this report.

STRATEGIC PLAN CONFORMITY

This item is in keeping with the District's Business Practice goals of the 2012-2017 Strategic Plan.

COMMITTEE MEETINGS

Page 2

FINANCIAL SUMMARY

There is no financial impact associated with this item at this time.

Respectfully Submitted,



STEFANI PHILLIPS,
BOARD SECRETARY

September 20, 2017

TO: Chairperson and Directors of the Florin Resource Conservation District
FROM: Sarah Jones, Program Manager
SUBJECT: **WATER USAGE AND CONSERVATION REPORT**

RECOMMENDATION

This item is presented for information only. No action by the Board is proposed at this time.

SUMMARY

The Hertzberg/ Skinner proposal resulted in SB 606 which has identical language to the revised AB 1668 (Friedman), both bills were amended September 6. The amendments do not address the fundamental policy concerns of the water community.

For July 2017, Service Area 1 reduced water consumption 15.62% and Service Area 2 reduced water consumption 5.52% compared to July 2013. The combined July reduction for both service areas is 12.08%.

The Regional Water Authority (RWA) determined the region's July 2017 water savings was 16% compared to 2013.

DISCUSSION

Background

On Friday, April 7th, 2017 Governor Jerry Brown issued an executive order that ended the emergency drought declaration in most of the state that had been in effect since 2014. Consecutively, the Governor released the much anticipated final Framework (Framework), *Making Water Conservation a Way of Life: Implementing Executive Order B-37-16*. The Regional Water Authority has voiced its criticism of the final Framework.

Several bills are moving/ have moved through the legislative process in relation to the final Framework and long term conservation. The Regional Water Authority (RWA) and the Association of California Water Agencies (ACWA) supported two bills in relation to long term conservation: AB 968 & 1654 (Rubio) because these bills focus in on long term water efficiency, reliability and conservation while giving more flexibility at the local level to determine and plan accordingly instead of a one-size fits all approach. RWA and ACWA

WATER USAGE & CONSERVATION REPORT

Page 2

are opposed to any budget trailer bill which represents significant policy change that opponents feel should be heard through the deliberative stakeholder and committee process rather than the state budget process because trailer bills do not allow adequate time for stakeholder and public input. Additionally, they are opposed to three Assembly bills, AB 1667, 1668 & 1669 (Friedman) because these bills would grant the State Water Resources Control Board permanent, unchecked authority to establish, modify and enforce urban water use targets. All of the above listed bills were essentially swiped clean at a committee meeting with the intent to start clean with a new bill(s) that could meet the needs, and be a compromise that works for all involved stakeholders.

Staff attended a meeting at the Capitol where a new piece of draft legislation was discussed. The “Hertzberg/ Skinner proposal,” is a concern to RWA and partner agencies because it does not address significant concerns already expressed by ACWA and RWA.

Present Situation

The Hertzberg/ Skinner proposal resulted in SB 606 which has identical language to a revised version of AB 1668 (Friedman), both bills were amended September 6. As detailed in the issue update below, the amendments do not address fundamental policy concerns. While several of the changes included in AB 1668/SB 606 are positive when compared to earlier outlines of the legislation, the bills still fail to address areas of long-standing concern to the water community.

AB 1668 (Friedman) and SB 606 (Skinner/Hertzberg) were amended as follows. In addition to a number of technical edits, the amendments include provisions which would:

- Establish the standard for indoor residential use at 55 GPCD through 2025, when it would be reduced to 50 GPCD.
- Extends the 10% urban water use objective credit from potable use to all recycled water.

Key concerns identified as RWA policy priorities that have not been addressed by these amendments include:

- The delegation of broad urban water use target setting authority to state agencies.
- A grant of discretionary authority for state agencies to adopt variances to account for unique local conditions, instead of a requirement for state agencies to adopt such variances.

WATER USAGE & CONSERVATION REPORT

Page 3

- Problematic new enforcement authorities for state agencies, including the authority to order requirements for “local enforcement.”

It is possible both SB 606 and AB 1668 could become 2-year bills, to give more time for negotiating amendments.

The Water Usage Summary for July 2017 (Attachment 1) indicates Service Area 1 reduced its water consumption by 15.62% in July 2017 compared to July 2013 usage. Service Area 2 reduced by 5.52% for the same period. The combined July reduction for both service areas was 12.08%.

The RWA determined the region’s July 2017 water savings was 16% compared to 2013 (Attachment 2). Due to a timing issue the RWA water savings report is staggered by one month.

ENVIRONMENTAL CONSIDERATIONS

There are no direct environmental considerations associated with this report.

STRATEGIC PLAN CONFORMITY

Compliance with State regulations is in conformity with the District’s Business Practice goals of the 2012-2017 Strategic Plan

FINANCIAL SUMMARY

There is no direct financial impact associated with this report

Respectfully submitted,



SARAH JONES
PROGRAM MANAGER

Attachments

Elk Grove Water District Water Usage

		Monthly Production (gallons)											
		January	February	March	April	May	June	July	August	September	October	November	December
2013	GW (SA1)	68,254,916 *	81,368,191 *	100,542,522	121,613,523	172,623,839	196,557,137	221,335,388	205,830,850	166,997,536	145,352,530	107,186,459	80,494,167
	Purchased (SA2)	33,769,956	30,929,052	36,942,972	51,911,200	87,470,372	100,709,224	112,128,192	110,885,764	105,417,136	81,665,892	71,505,060	62,165,532
	Total	102,024,872	112,297,243	137,485,494	173,524,723	260,094,211	297,266,361	333,463,580	316,716,614	272,414,672	227,018,422	178,691,519	142,659,699
2015	GW (SA1)	62,684,574	57,365,413	86,489,437	88,984,850	106,158,389	114,555,359	127,038,586	125,052,315	117,883,208	99,385,733	64,079,715	57,508,787
	Purchased (SA2)	28,648,400	30,029,208	36,876,400	51,626,212	52,734,000	62,368,240	71,273,928	75,055,068	70,123,504	63,526,892	46,873,420	34,399,772
	Total	91,332,974	87,394,621	123,365,837	140,611,062	158,892,389	176,923,599	198,312,514	200,107,383	188,006,712	162,912,625	110,953,135	91,908,559
2016	GW (SA1)	54,579,679	53,455,693	56,776,025	80,317,655	110,937,338	148,518,660	164,758,463	159,501,571	140,200,584	99,019,629	63,087,762	59,635,559
	Purchased (SA2)	27,516,676	26,507,624	27,531,636	34,054,196	51,071,196	75,541,268	96,246,656	93,992,184	86,904,136	75,682,640	37,088,084	28,894,492
	Total	82,096,355	79,963,317	84,307,661	114,371,851	162,008,534	224,059,928	261,005,119	253,493,755	227,104,720	174,702,269	100,175,846	88,530,051
2017	GW (SA1)	59,973,881	50,320,832	61,080,559	68,658,752	137,599,305	155,472,951	180,086,739	173,684,119				
	Purchased (SA2)	26,951,188	28,184,640	28,756,860	34,167,892	48,653,660	87,003,620	96,535,384	104,766,376				
	Total	86,925,069	78,505,472	89,837,419	102,826,644	186,252,965	242,476,571	276,622,123	278,450,495	0	0	0	0
	% Reduction from 2013	14.80%	30.09%	34.66%	40.74%	28.39%	18.43%	17.05%	12.08%	100.00%	100.00%	100.00%	100.00%

*Notes

2013 January and February production numbers do not match actually recorded production because of an open intertie delivering water to SA2. Information below is further details.

SA1 = Service Area 1, SA2 = Service Area 2. SA1 is all groundwater (GW) production. SA2 is all purchased water from SCWA.

Actual Recorded Prod. (Jan. 2013) - Service Area 1 79,361,342 gallons (Includes water delivered to SA2 due to open intertie. Intertie closed end of Feb. 2013)

Actual Recorded Prod. (Feb. 2013) - Service Area 1 94,608,406 gallons (Includes water delivered to SA2 due to open intertie. Intertie closed end of Feb. 2013)

To determine estimate of Feb. 2013 production delivered to Service Area 1, use multiplier from March data which is seasonally similar.)

Service Area 1 Multiplier = 1.39 (calculated from March 2013 Prod. Data/March 2014 Prod. Data)

Calc'd Feb. 2013 Prod. = Feb. 2014 Prod. Data x 1.39 = 79,737,924

To determine estimate of Jan. 2013 production, use prorated amount from Feb. 2013 data. (This method due to Jan. 2014 being unseasonably hot.)

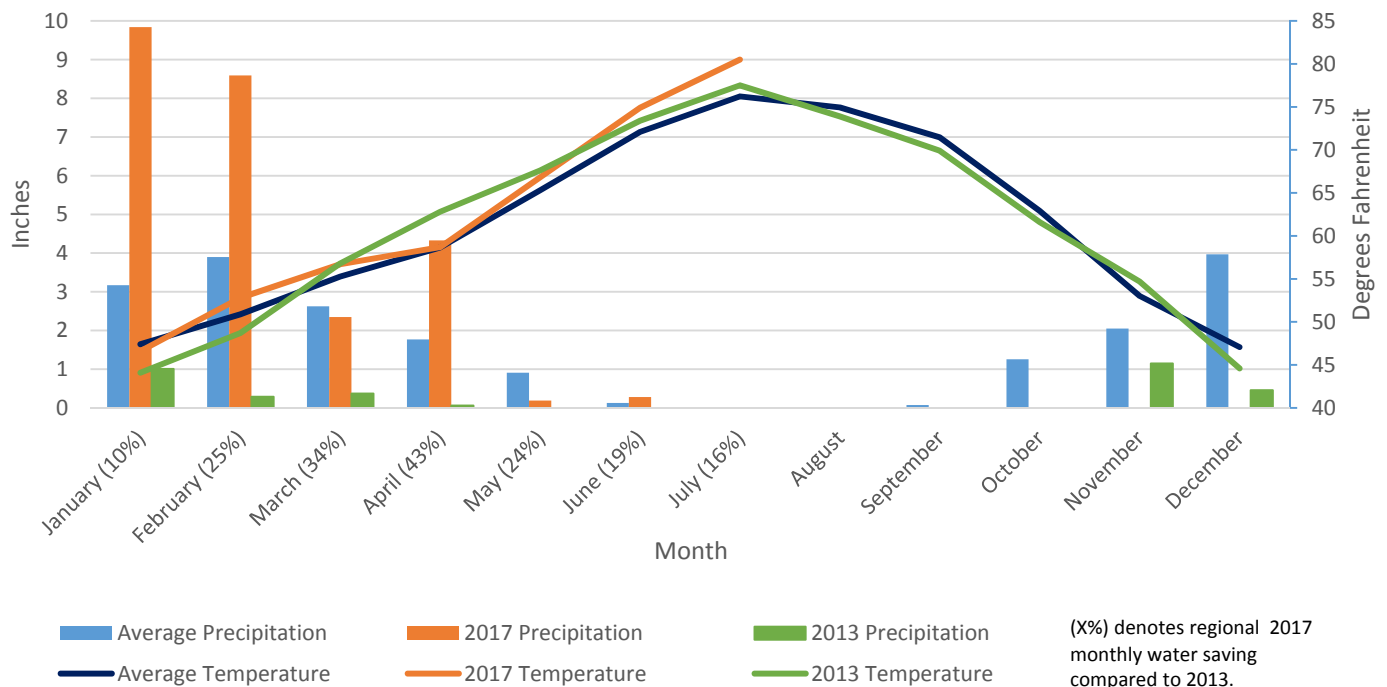
Calc'd Jan. 2013 Prod. = (Feb. 2013 Prod. Data Actual) x Jan. 2013 Prod. Data Actual = 68,254,916

RWA Savings Summary July 2017

YEAR TO DATE REDUCTION BY VOLUME (Million Gallons)													
	Jan.	Feb.	Mar.	Apr.	May	June	July	Aug.	Sept.	Oct.	Nov.	Dec.	Total
2017	6,285	5,407	6,620	6,943	13,232	15,858	18,785						73,129
2013	6,953	7,232	10,094	12,105	17,472	19,483	22,418	20,855	17,311	14,836	10,649	8,430	95,756
%	9.6%	25.2%	34.4%	42.6%	24.3%	18.6%	16.2%						23.6%

REDUCTION BY AGENCY (Data compared to 2013)		
Water Agency	July 2017 Reduction	June 2016 - July 2017 Reduction
California American Water	19.8%	28.1%
Carmichael Water District	15.2%	25.0%
Citrus Heights Water District	19.8%	25.8%
City of Davis	16.2%	22.6%
City of Folsom	6.2%	12.1%
City of Lincoln	8.7%	20.3%
City of Roseville	11.2%	22.4%
City of Sacramento	19.7%	25.9%
City of West Sacramento	19.3%	24.2%
City of Woodland	29.2%	26.8%
City of Yuba City	17.0%	23.1%
Del Paso Manor Water District	22.9%	26.5%
El Dorado Irrigation District	12.3%	21.4%
Elk Grove Water District	17.0%	24.9%
Fair Oaks Water District	15.3%	26.2%
Golden State Water Company	17.5%	21.4%
Orange Vale Water Company	19.4%	30.3%
Placer County Water Agency	14.5%	18.0%
Rancho Murieta CSD	9.7%	22.2%
Rio Linda/Elverta CWD	19.3%	24.2%
Sacramento County Water Agency	10.8%	19.9%
Sacramento Suburban WD	19.0%	22.7%
San Juan Water District	15.6%	25.2%
Average	16.3%	23.4%
Minimum	6.2%	12.1%
Maximum	29.2%	30.3%

Precipitation and Temperature, Average (1998-2016), 2013 and 2017



(X%) denotes regional 2017 monthly water saving compared to 2013.

Water Agency	2017 Residential Gallons Per Capita Per Day (R-GPCD)											
	Jan.	Feb.	Mar.	Apr.	May	June	July	Aug.	Sept.	Oct.	Nov.	Dec.
California American Water	65	60	63	65	111	125	147					
Carmichael Water District	86	79	84	94	203	248	306					
Citrus Heights Water District	75	72	80	87	166	213	141					
City of Davis	59	56	60	66	108	125	126					
City of Folsom	93	95	96	104	192	231	257					
City of Lincoln	60	52	56	74	136	171	209					
City of Roseville	51	54	51	64	99	161	181					
City of Sacramento	66	58	74	74	127	145	163					
City of West Sacramento	82	80	74	76	113	134	182					
City of Woodland	51	63	46	76	75	75	116					
City of Yuba City	77	64	76	83	136	154	170					
El Dorado Irrigation District	83	72	89	75	196	217	343					
Elk Grove Water District	53	53	56	64	114	141	155					
Fair Oaks Water District	73	69	80	93	214	274	321					
Golden State Water Company	87	76	85	93	155	202	214					
Orange Vale Water Company	74	64	84	91	217	265	315					
Placer County Water Agency	71	59	74	86	169	194	235					
Rancho Murieta CSD	79	67	71	102	203	203	338					
Rio Linda/Elverta CWD	94	94	91	107	222	248	306					
Sacramento County Water Agency	76	68	67	80	140	172	193					
Sacramento Suburban WD	64	59	65	69	145	156	189					
San Juan Water District	78	72	92	122	396	472	577					
Sacramento Regional Average	69	64	71	77	142	168	197					

September 20, 2017

TO: Chairperson and Directors of the Florin Resource Conservation District
FROM: Mark J. Madison, General Manager
SUBJECT: **ELK GROVE WATER DISTRICT OPERATIONS REPORT – AUGUST 2017**

RECOMMENDATION

This item is presented for information only. No action by the Board is proposed at this time.

SUMMARY

The Elk Grove Water District (EGWD) Operations Report is a standing item on the regular board meeting agenda.

All regulatory requirements were met for the month of August. Other notable events are described below.

DISCUSSION

Background

Every month, staff presents an update of the activities related to the operations of the District. Included for the Board's review is the EGWD's August 2017 Operations Report.

Present Situation

The EGWD August 2017 Operations Report highlights are as follows:

- **Operations Activities Summary** – Notable items in the activities summary are that the District hung 562 door hangers for past due balances which resulted in 52 shutoffs. There were 7 pressure complaints and 2 water quality complaints. Of the pressure complaints, 2 were validated and required saddle replacements.
- **Production** – The Combined Total Service Area 1 production graph on page 13 shows that production during the month of August decreased 8.89 percent compared to August 2016, and is 15.62 percent less than what was produced in

ELK GROVE WATER DISTRICT OPERATIONS REPORT – AUGUST 2017

Page 2

2013. The Total Demand/Production for both service areas on page 14 shows that customer use during the month of August, compared to August 2013, was down by 12.08 percent.

- **Static and Pumping Level Graphs** – The third quarter soundings are shown and indicate the some of the static water levels in deeper zones have decreased as compared to 2013.
- **Treatment (Compliance Reporting)** – All samples taken during the month are in compliance with all regulatory permit requirements. No exceedances of any maximum contaminant levels were found and all water supplied to the District's customers met or exceeded safe drinking water standards.
- **Preventative Maintenance Program** – The tables included in this section of the report also include certain activities completed to date. Below is a list of out-of-ordinary maintenance work completed in August:
 - Staff facilitated further PLC/SCADA programming for HWWTP.
 - Staff facilitated the removal and inspection of the pump at well #9 Polhemus.
- **Backflow Prevention Program 2017** – There were 95 notices issued for the month. From the initial testing notice 46 devices passed and 5 had failed. 4 of those have since been repaired and have passed; the remaining 1 is still delinquent. There were 45 secondary notices issued, of which we have received no passing tests. There is a total of 73 outstanding devices as of this month, which will require further investigation.
- **Safety Meetings/Training** – There were 4 safety training sessions conducted for the month. Only 2 safety sessions are required by OSHA standards.
- **Service Line Replacement Map** – The District installed 20 residential service lines in the month of August.
- **Service and Main Leaks Map** – There were zero main line leaks and 6 service line leaks reported for the month.

ELK GROVE WATER DISTRICT OPERATIONS REPORT – AUGUST 2017

Page 3

ENVIRONMENTAL CONSIDERATIONS

There are no direct environmental considerations associated with this report.

STRATEGIC PLAN CONFORMITY

The District's Strategic Plan addresses responsible business practices and the importance of providing the community with safe drinking water. The EGWD Operations Report is a key document for managing the District's distribution and treatment system. The EGWD Operations Report assists the District toward its responsibility of delivering safe drinking water.

FINANCIAL SUMMARY

There is no financial impact associated with this report.

Respectfully Submitted,



MARK J. MADISON
GENERAL MANAGER

MJM/ah


EGWD

OPERATIONS REPORT

August 2017



Elk
Grove
Water
District



Elk Grove Water District

Operations Report

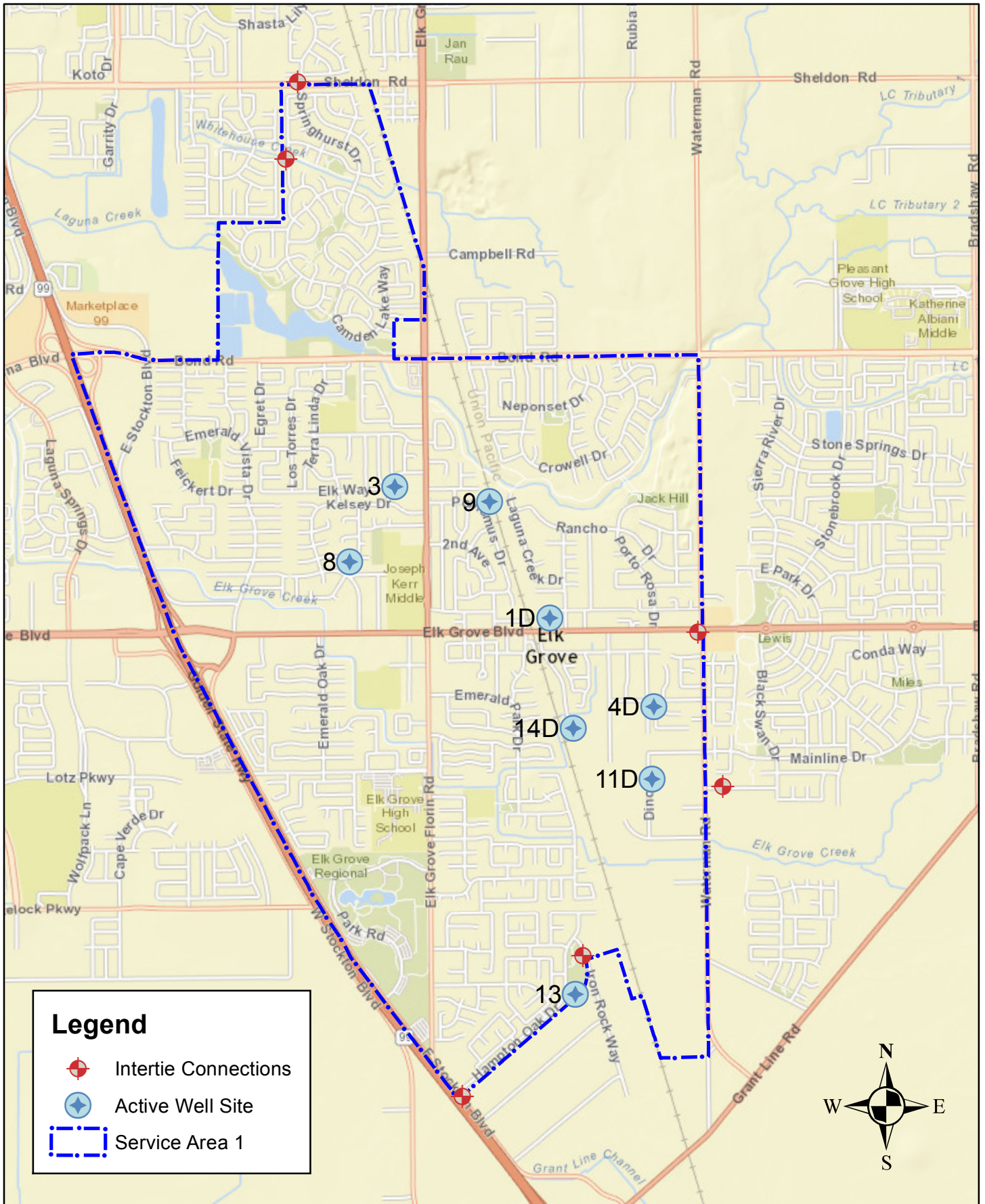
Table of Contents

1. Operations Activities Summary	3
2. Production	
a. Active Well Sites & Intertie Connections Map.....	4
b. Monthly Production Graphs	
i. Well 1D School Street.....	5
ii. Well 4D Webb Street	6
iii. Well 11D Dino	7
iv. Well 14D Railroad	8
v. Well 3 Mar-Val	9
vi. Well 8 Williamson	10
vii. Well 9 Polhemus	11
viii. Well 13 Hampton	12
c. Combined Total Production	13
d. Total Demand/Production	14
3. Static and Pumping Level Graphs	
a. Well 1D School Street	15
b. Well 4D Webb Street	16
c. Well 11D Dino	17
d. Well 14D Railroad	18
e. Well 3 Mar-Val	19
f. Well 8 Williamson	20
g. Well 9 Polhemus	21
h. Well 13 Hampton	22
4. Regulatory Compliance	
a. Monthly Water Sample Report	23-27
b. Monthly Summary of Distribution System Coliform Monitoring (SWRCB)	28-29
c. Monthly Compliance Report (SRCSD)	30-31
5. Preventative Maintenance Program	
a. Ground Water Wells	32
b. Railroad Water Treatment and Storage Facility	33
c. Hampton Village Water Treatment Plant	34
d. Standby Generators	35
6. Backflow Prevention Program 2017.....	36
7. Safety Meetings/Training.....	37
8. Service Line Replacement Map.....	38
9. Service and Main Leaks Map.....	39
10. Sample Station Areas Map	40
11. Sample Station Area(s) Pressure Monitoring	41-50

Operations Activities Summary

<u>Service Requests:</u>	August-17		YTD (Since July 1, 2017)	
<u>Department</u>	<u>Service Request</u>	<u>Hours</u>	<u>Service Request</u>	<u>Hours</u>
Distribution				
Door Hangers	562	25.75	1055	50.75
Shut offs	52	16	99	39.25
Turn ons	59	6.50	110	19.25
Investigations	59	31.75	105	60.75
USA Locates	138	34.50	319	79.75
Customer Complaints				
-Pressure	7	3.25	17	7.5
-Water Quality	2	4	4	5
-Other	0	0	0	0

<u>Work Orders:</u>	August-17		YTD (Since July 1, 2017)	
<u>Department</u>	<u>Work Orders</u>	<u>Hours</u>	<u>Work Orders</u>	<u>Hours</u>
Treatment:				
Preventative Maint.	23	35	38	63
Corrective Maint.	10	41	14	104
Water Samples	9	50	23	114
Distribution:				
Meters Installed	0	0	0	0
Backflow Devices Installed	0	0	0	0
Preventative Maint.				
-Hydrant Flushing Program	0	0	0	0
-Hydrant Maintenance	120	24	272	61.5
-Valve Exercising	151	31.50	314	76.5
-Other	0	0	0	0
Corrective Maint.				
-Leaks	6	225.90	7	237.9
-Other	10	163.10	16	179.6
Valve Locates	0	0	17	28.5
Utility:				
Service Line Replacement	20	320	20	320
Corrective Maint.	0	0	0	0

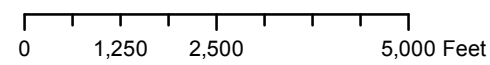


Legend

- ◆ Intertie Connections
- ◆ Active Well Site
- Service Area 1



Active Well Sites & Intertie Connections



Elk Grove Water District



Elk Grove Water District

Monthly Production

Well 1D School -- August 2017
(Well Offline)

Selected Month Production
0 Gallons

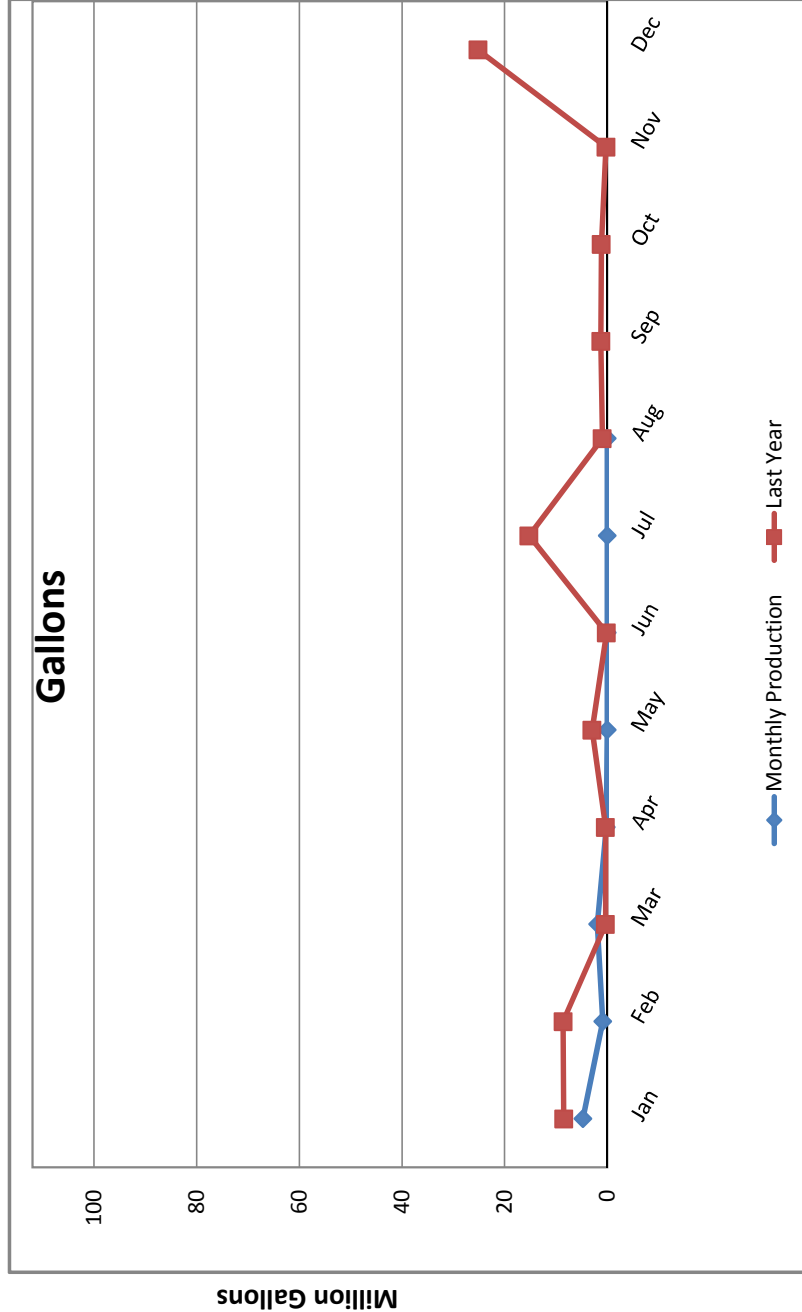
Average GPM: 0

Motor:
Volts: --
Volts (Rated): 460
RPM: --
RPM (Rated): 2115
Amps A: --
Amps A (Rated): 222
Amps B: --
Amps B (Rated): 222
Amps C: --
Amps C (Rated): 222

Motor Temp: -- F
Hour Meter: 0.00
KW Hour Total: 0.00

Chlorine:
Dosing: --
Demand: --
Residual: --

Vibration Reading:
Base Line: 0.05 in/sec
Current: --





Elk Grove Water District

Monthly Production

Well 4D Webb -- August 2017

Selected Month Production
33,279,648 Gallons

Average GPM:
1,733

Motor:

Volts: 481
Volts (Rated): 460
RPM: 1907
RPM (Rated): 1775
Amps A: 196
Amps A (Rated): 225
Amps B: 196
Amps B (Rated): 225
Amps C: 195
Amps C (Rated): 225

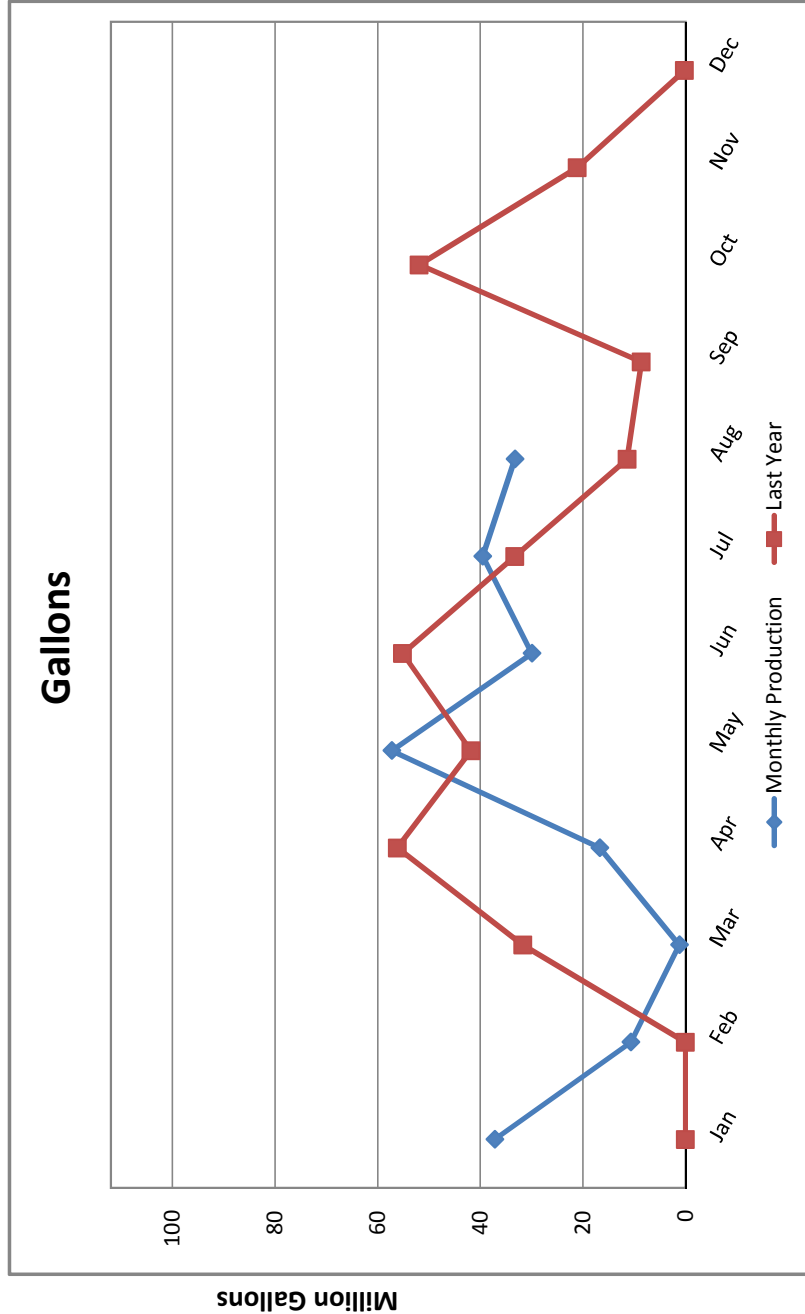
Motor Temp: 165.3 F
Hour Meter: 320.00
KW Hour Total: 46,260.00

Chlorine:

Dosing: 1.74 mg/L
Demand: 0.59 mg/L
Residual: 1.15 mg/L

Vibration Reading:

Base Line: 0.05 in/sec
Current: 0.04 in/sec





Elk Grove Water District

Monthly Production

Well 11D Dino -- August 2017

Selected Month Production
15,458,124 Gallons

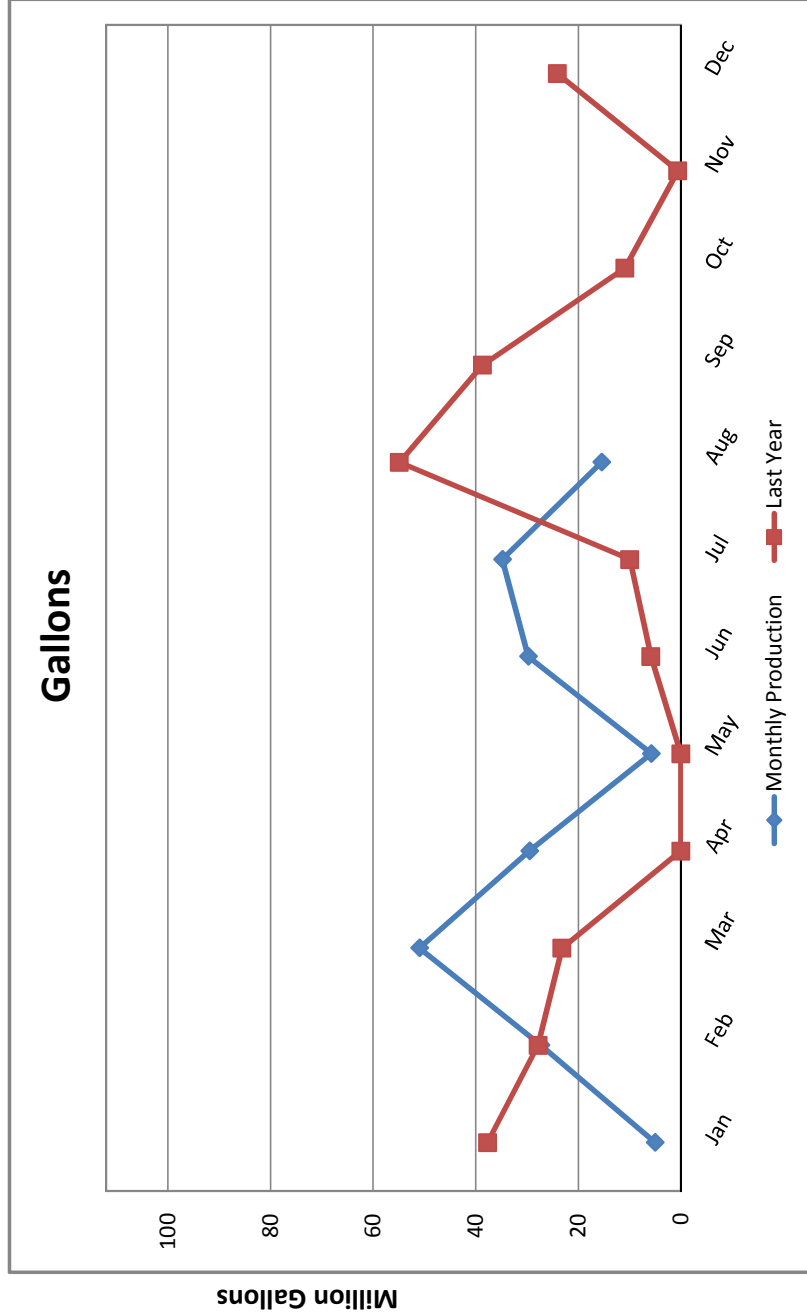
Average GPM:
1,700

Motor:
Volts: 477
Volts (Rated): 460
RPM: 1863
RPM (Rated): 1775
Amps A: 188
Amps A (Rated): 225
Amps B: 189
Amps B (Rated): 225
Amps C: 190
Amps C (Rated): 225

Motor Temp: 156.7 F
Hour Meter: 151.50
KW Hour Total: 20,700.00

Chlorine:
Dosing: 1.76 mg/L
Demand: 0.75 mg/L
Residual: 1.01 mg/L

Vibration Reading:
Base Line: 0.05 in/sec
Current: 0.02 in/sec





Elk Grove Water District

Monthly Production

Well 14D Railroad -- August 2017

Selected Month Production
40,980,314 Gallons

Average GPM:
1,565

Motor:

Volts: 483
Volts (Rated): 460
RPM: 2090
RPM (Rated): 1785
Amps A: 164
Amps A (Rated): 171
Amps B: 162
Amps B (Rated): 171
Amps C: 154
Amps C (Rated): 171

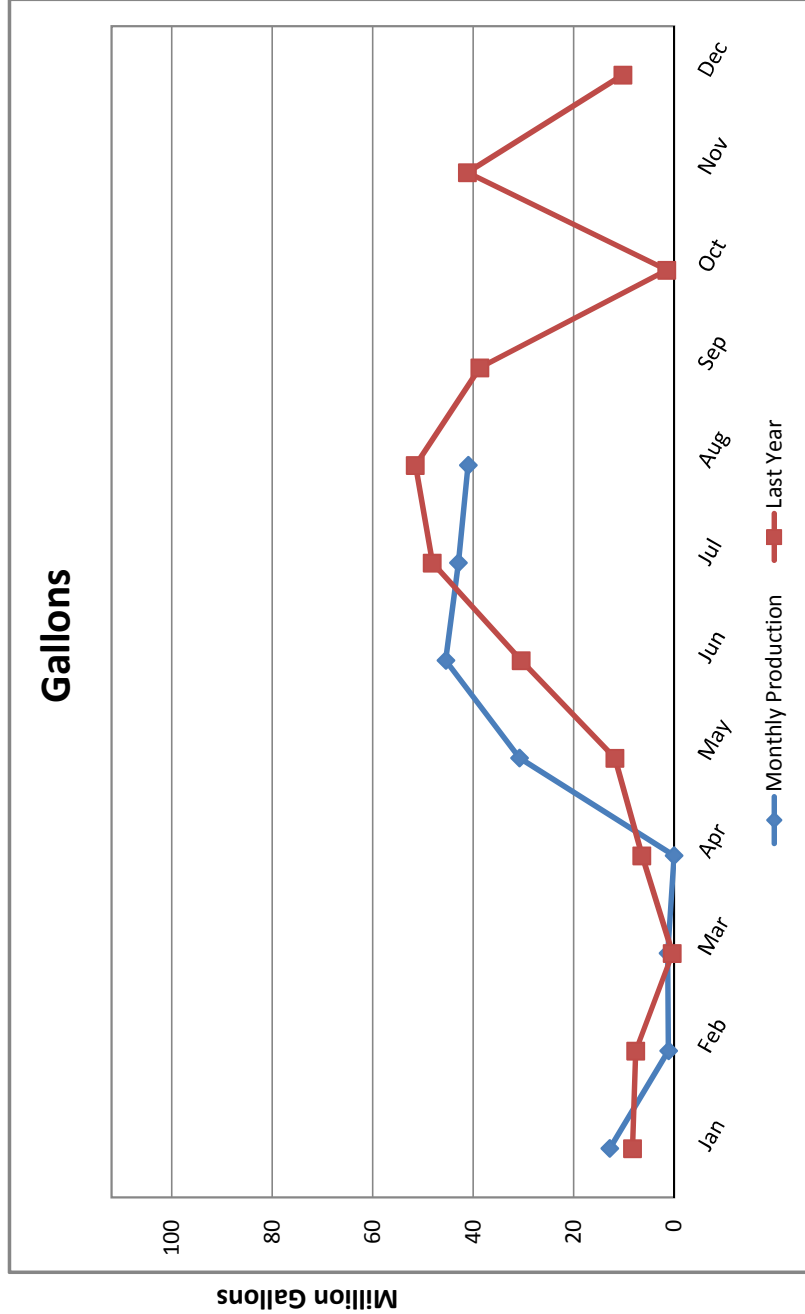
Motor Temp.: 154.0 F
Hour Meter: 436.40
KW Hour Total: 116,960.00
(KWH total is for the entire facility)

Chlorine:

Dosing: 1.92 mg/L
Demand: 0.91 mg/L
Residual: 1.01 mg/L

Vibration Reading:

Base Line: 0.02 in/sec
Current: 0.03 in/sec





Elk Grove Water District

Monthly Production

Well 3 Mar–Val -- August 2017

Selected Month Production
33,095,000 Gallons

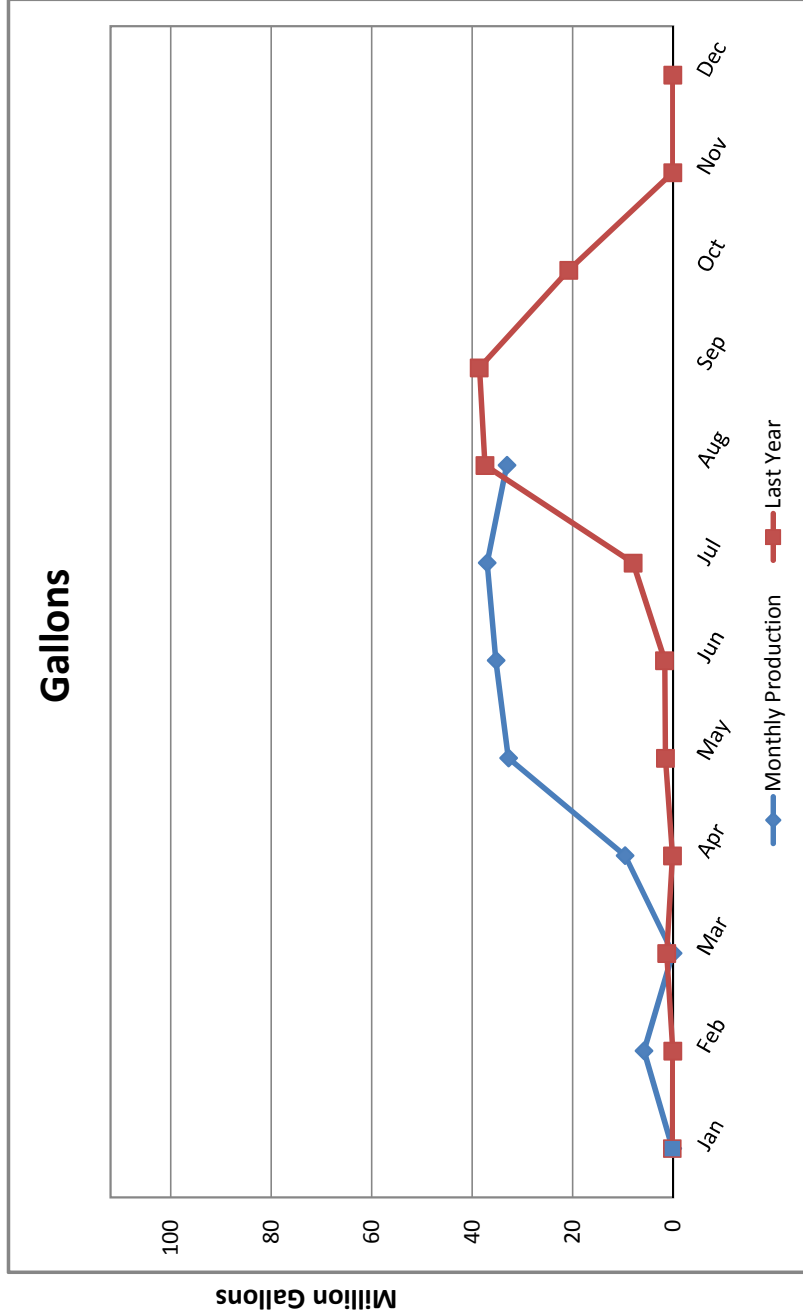
Average GPM: 831

Motor:
Volts: 479
Volts (Rated): 460
RPM: 1963
RPM (Rated): 1983
Amps A: 89
Amps A (Rated): 88
Amps B: 87
Amps B (Rated): 88
Amps C: 89
Amps C (Rated): 88

Motor Temp.: 210.2 F
Hour Meter: 663.40
KW Hour Total: 40,300.00

Chlorine:
Dosing: 1.3 mg/L
Demand: 0.34 mg/L
Residual: 0.96 mg/L

Vibration Reading:
Base Line: 0.02 in/sec
Current: 0.08 in/sec





Elk Grove Water District

Monthly Production

Well 8 Williamson -- August 2017
(Well Offline)

Selected Month Production
0 Gallons

Average GPM: 0

Motor:

Volts: --
Volts (Rated): 460
RPM: --
RPM (Rated): 1780
Amps A: --
Amps A (Rated): 87
Amps B: --
Amps B (Rated): 87
Amps C: --
Amps C (Rated): 87

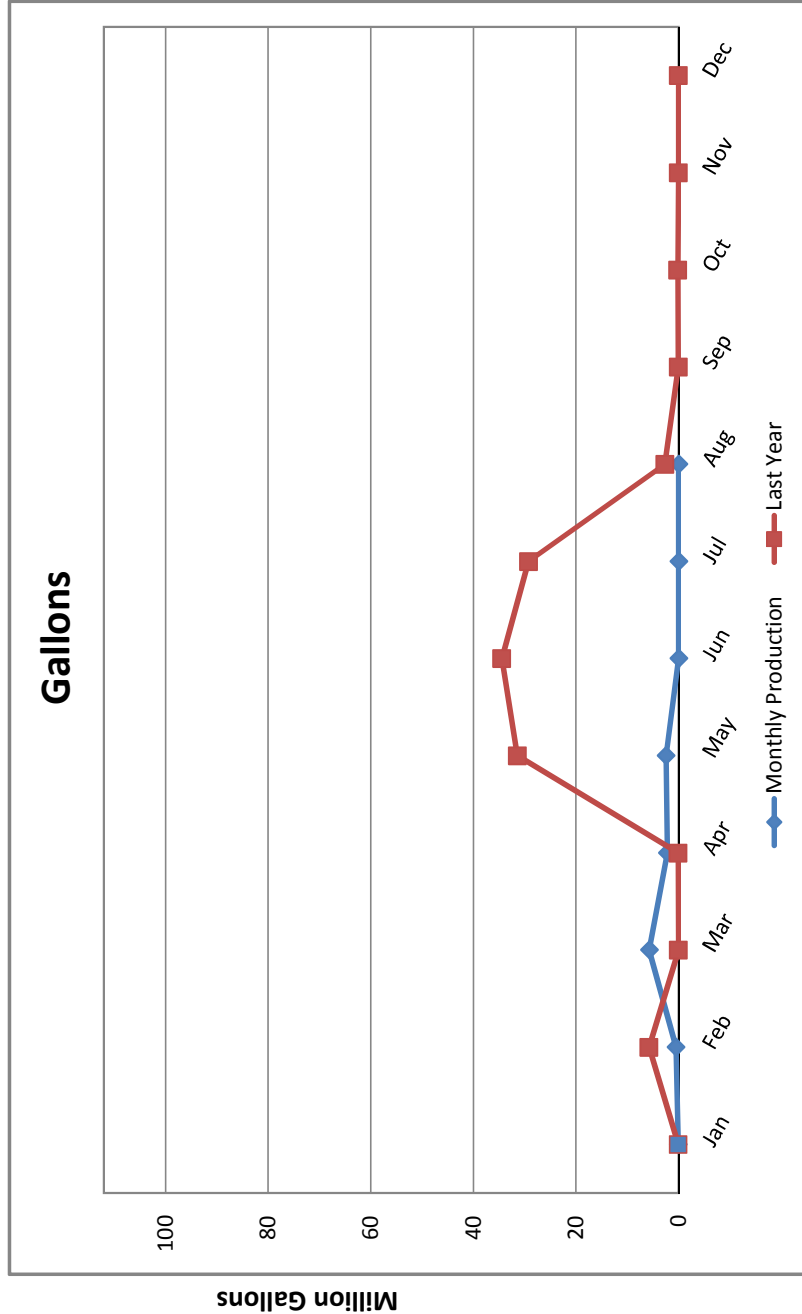
Motor Temp.: -- F
Hour Meter: 0.00
KW Hour Total: 0.00

Chlorine:

Dosing: --
Demand: --
Residual: --

Vibration Reading:

Base Line: 0.03 in/sec
Current: --





Elk Grove Water District

Monthly Production

Well 9 Polhemus -- August 2017
(Submersible)

Selected Month Production
10,161,000 Gallons

Average GPM: 471

Motor:

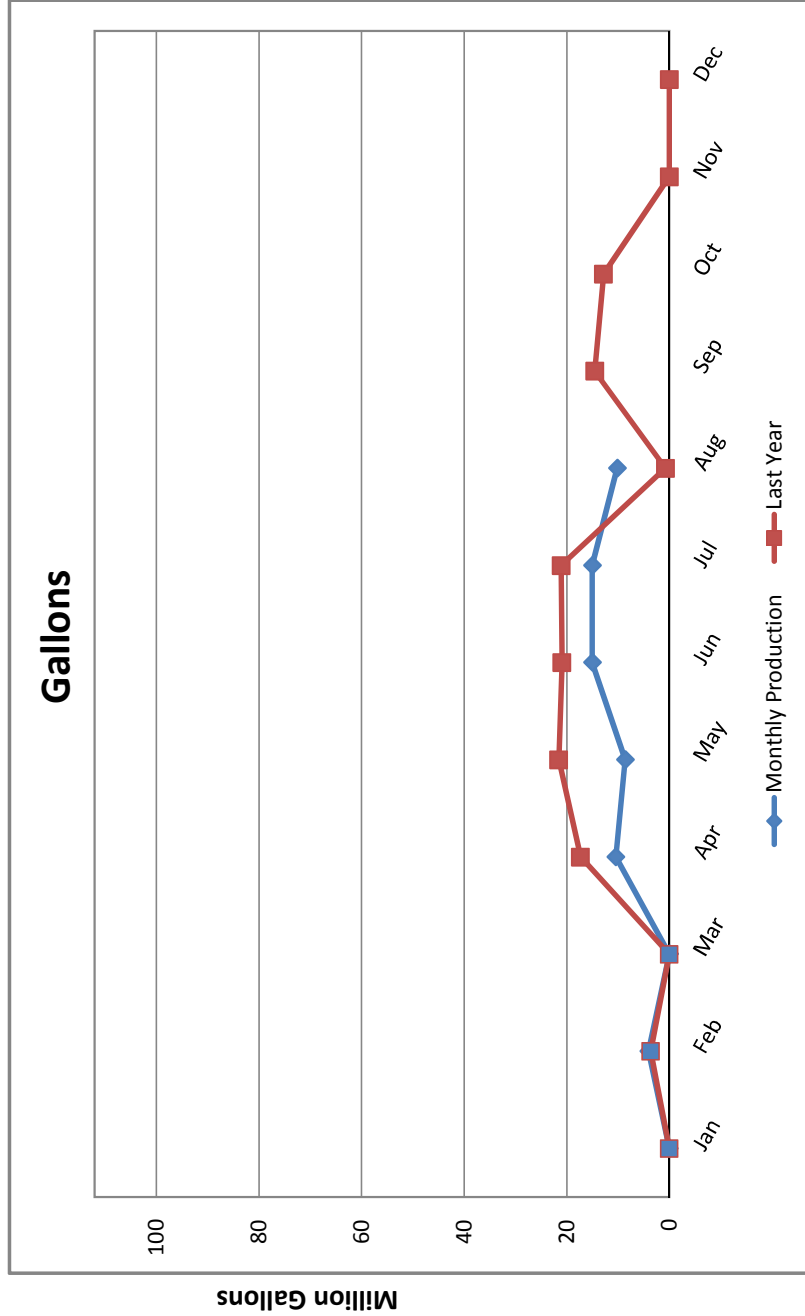
Volts: 480
Volts (Rated): 460

Amps A: 59
Amps A (Rated): 65
Amps B: 58
Amps B (Rated): 65
Amps C: 61
Amps C (Rated): 65

Hour Meter: 359.20
KW Hour Total: 14,295.00

Chlorine:

Dosing: 1.14 mg/L
Demand: 0.35 mg/L
Residual: 0.79 mg/L





Elk Grove Water District

Monthly Production

Well 13 Hampton -- August 2017

Selected Month Production
40,710,033 Gallons

Average GPM: 943

Motor:

Volts: 475
 Volts (Rated): 460
 RPM: 2112
 RPM (Rated): 1785
 Amps A: 99
 Amps A (Rated): 141
 Amps B: 101
 Amps B (Rated): 141
 Amps C: 103
 Amps C (Rated): 141

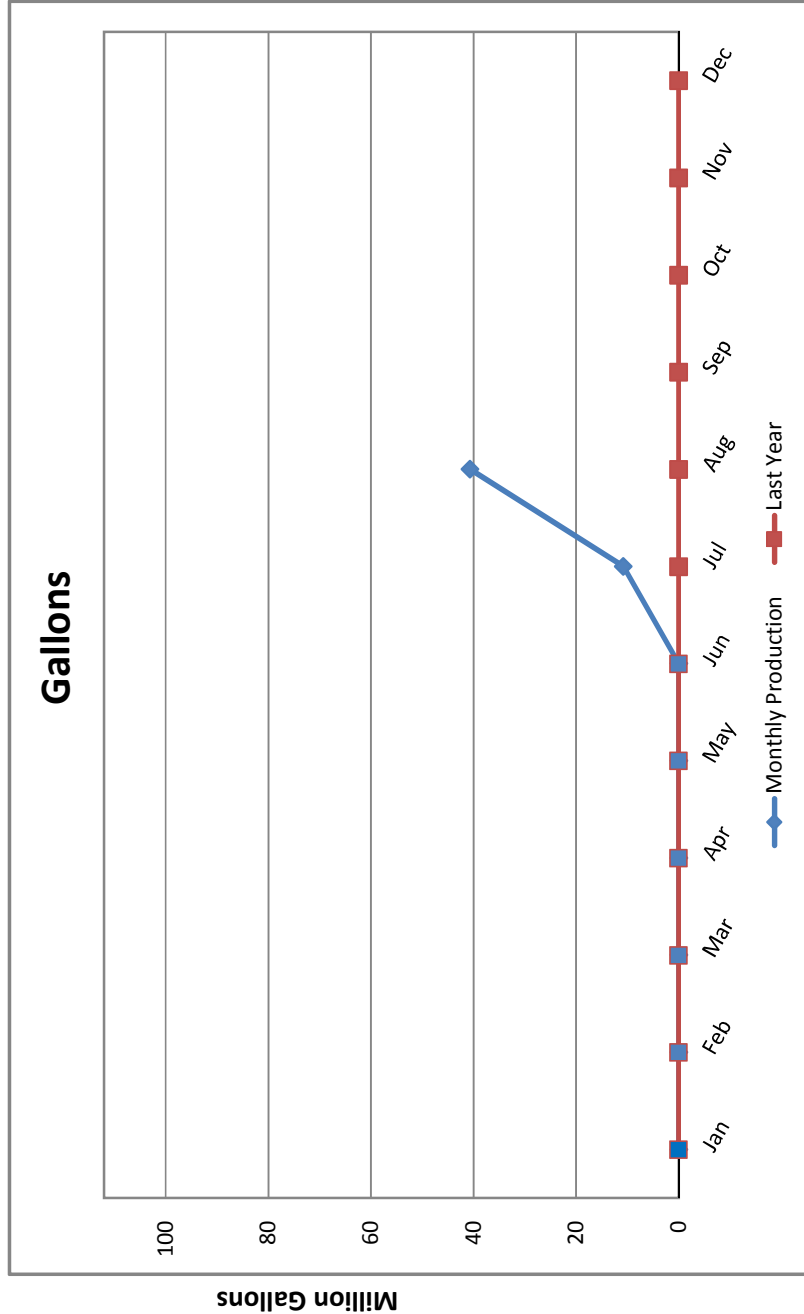
Motor Temp.: 164.6
 Hour Meter: 719.20
 KW Hour Total: 53,220.00

Chlorine:

Dosing: 1.79 mg/L
 Demand: 0.85 mg/L
 Residual: 0.94 mg/L

Vibration Reading:

Base Line: 0.02 in/sec
 Current: 0.03 in/sec





Elk Grove Water District

Combined Total Production

Service Area 1

Aug-2017

Current Month Production:

173,684,119 Gallons

Highest Day Demand of the Month:

6,314,769

Date of Occurrence

1-Aug-17

Highest Day Demand of the Calendar Year:

6,464,302

Date of Occurrence

17-Jul-17

"Water Year" Rainfall: (Oct-16 to Sep-17)

Current Month: 0.00 in

Year To Date: 33.08 in

"Water Year" Rainfall: (Oct-15 to Sep-16)

August 2016: 0.00 in

Year To Date: 16.19 in

Last Year Total: 16.19 in

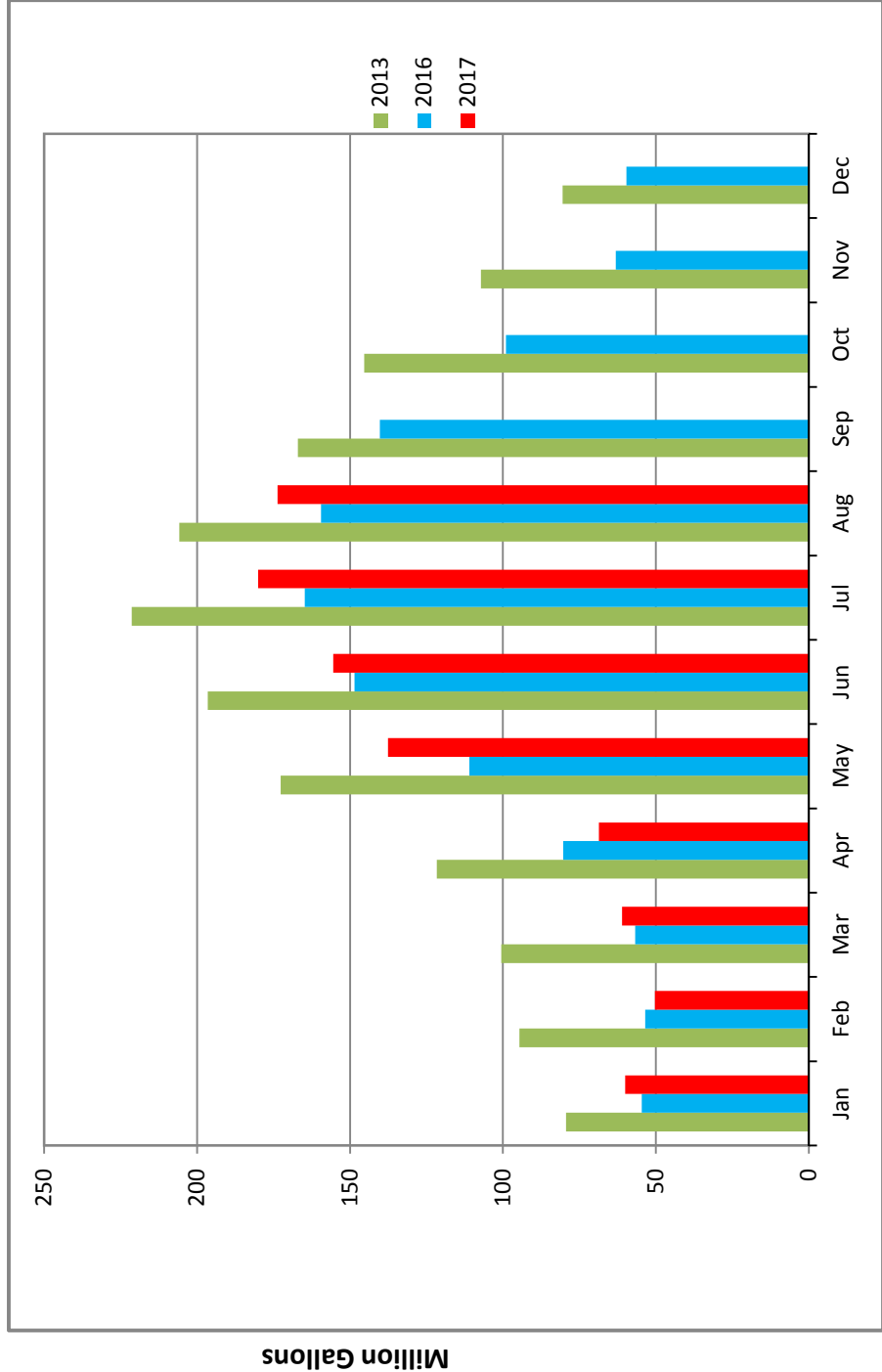
Temperature:

This Month High: 110 F

This Month Low: 56 F

AUG-16 High: 105 F

AUG-16 Low: 54 F

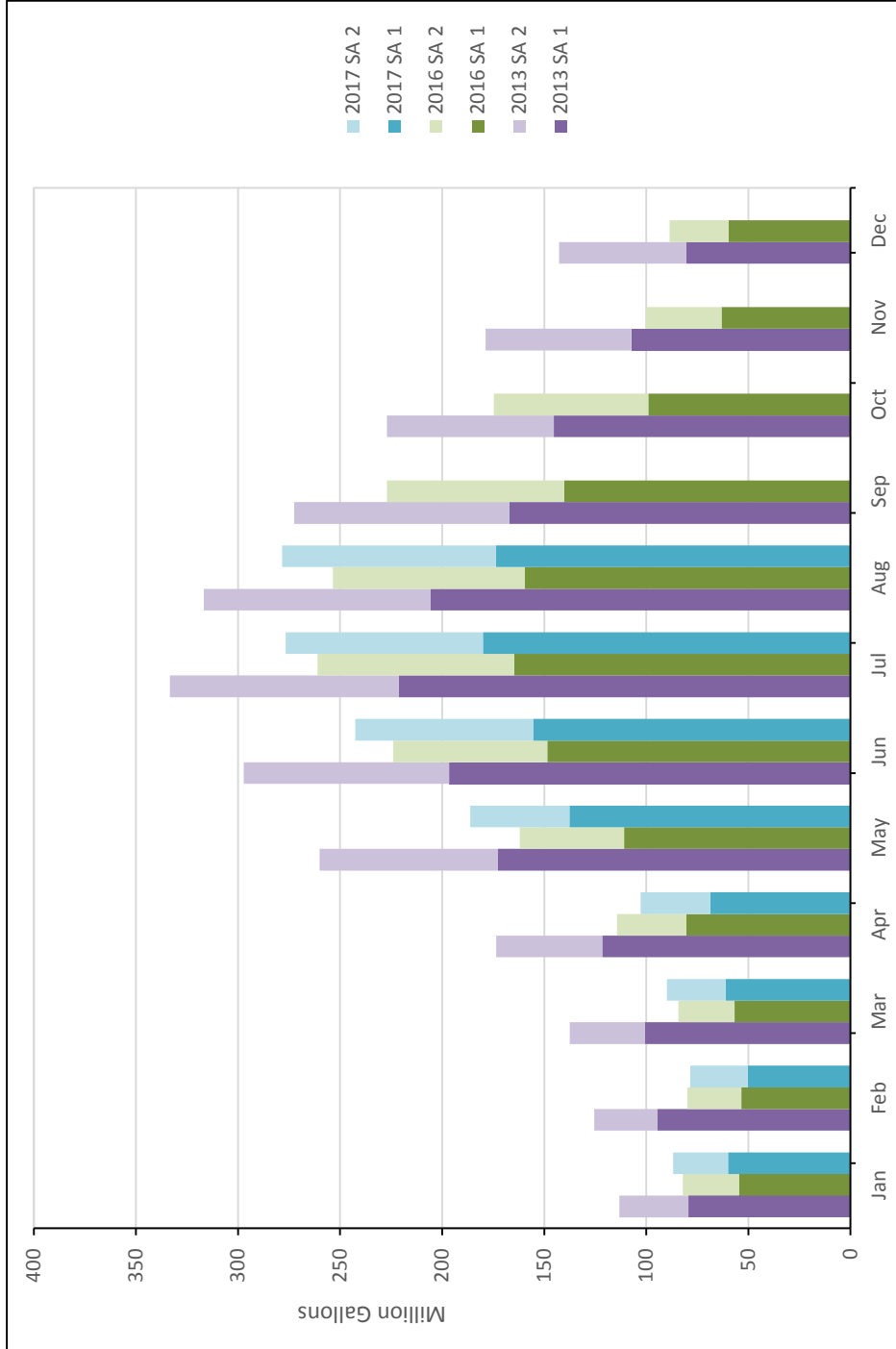




Elk Grove Water District

Total Demand/Production

Aug-2017



Current Month Demand/Production:
278,450,495 Gallons
Reduction From August 2013: 12.08%
GPCD: 200.2 Gallons per Day
R-GPCD: 154.2 Gallons per Day

Service Area 1
Active Connections: 7,920
Current Month Demand/Production:
173,684,119 Gallons
Reduction From August 2013: 15.62%
GPCD: 196.5 Gallons per Day
R-GPCD: 159.2 Gallons per Day

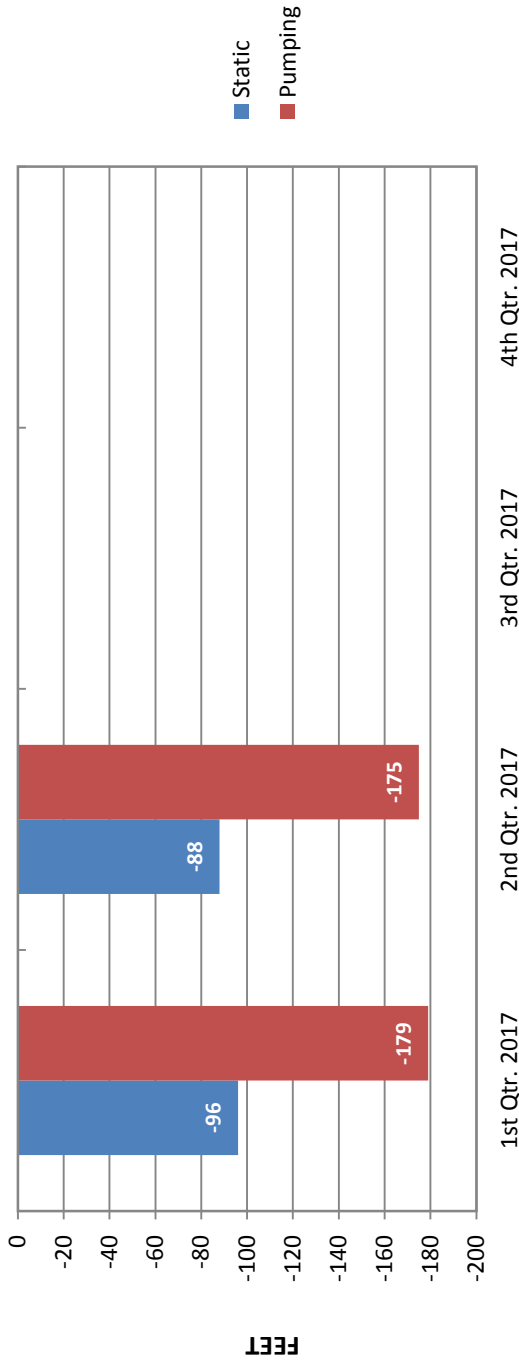
Service Area 2
Active Connections: 4,411
Current Month Demand/Production:
104,766,376 Gallons
Reduction From August 2013: 5.52%
GPCD: 206.6 Gallons per Day
R-GPCD: 148.8 Gallons per Day



Elk Grove Water District

Static and Pumping Levels

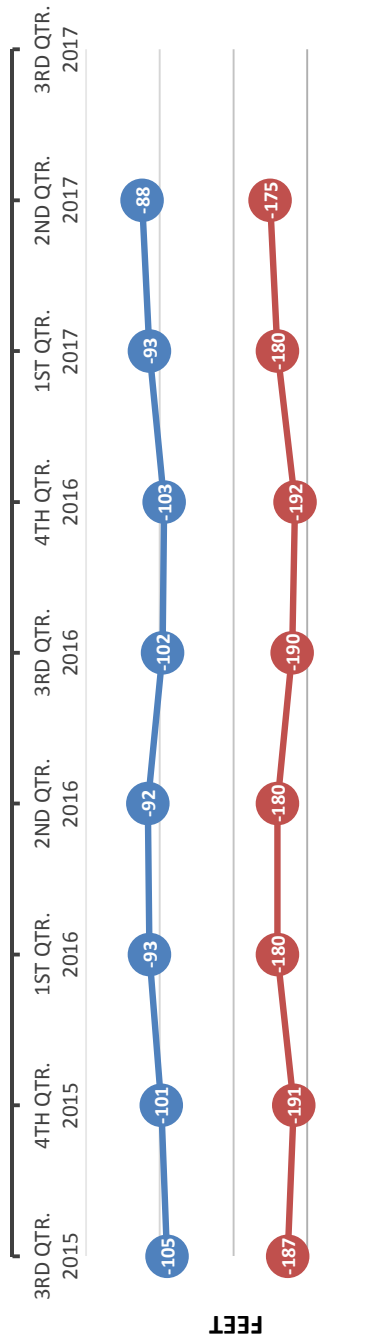
Well 1D School St



Latest Well Sounding

Static: 88 Ft
 Pumping: 175 Ft
 Drawdown: 87 Ft
 GPM: 1,838.00
 Specific Capacity: 21.126

Sounding Quarter/Year



Latest Sand Tester Results:

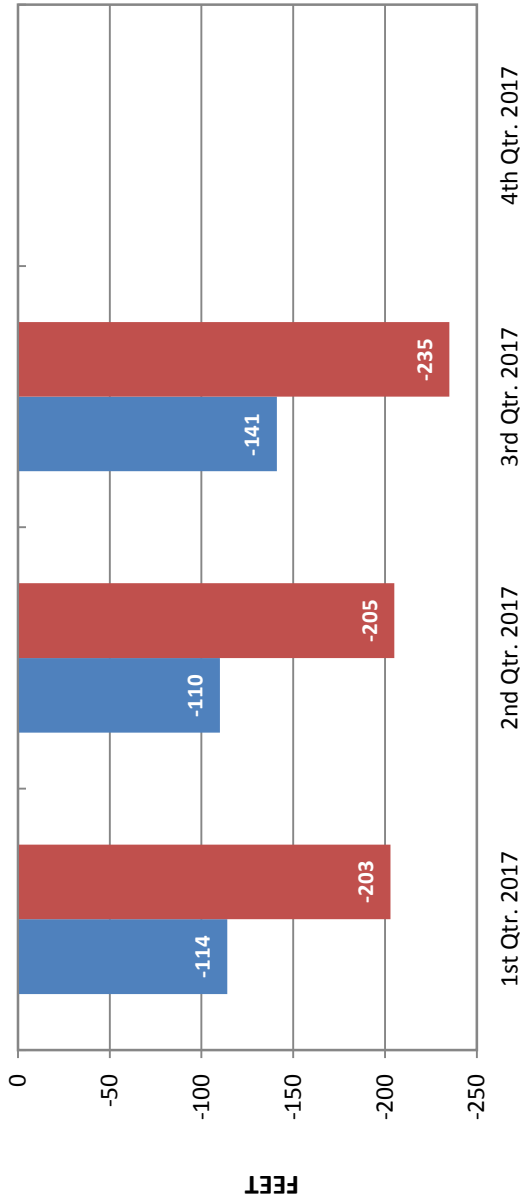
15 Min: < 5 ppm



Elk Grove Water District

Static and Pumping Levels

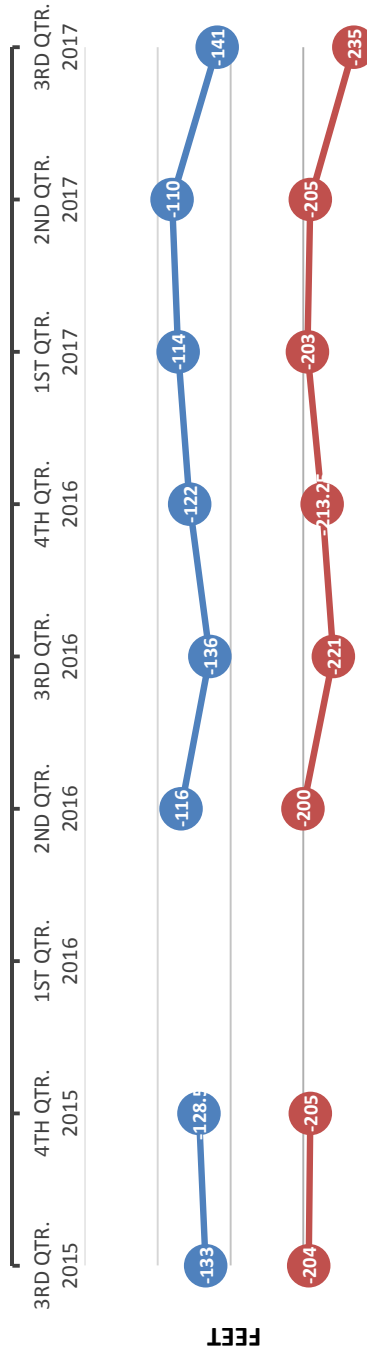
Well 4D Webb St



Latest Well Sounding

Static: 141 Ft
Pumping: 235 Ft
Drawdown: 94 Ft
GPM: 1,688.00
Specific Capacity: 17.957

Sounding Quarter/Year



Latest Sand Tester Results:

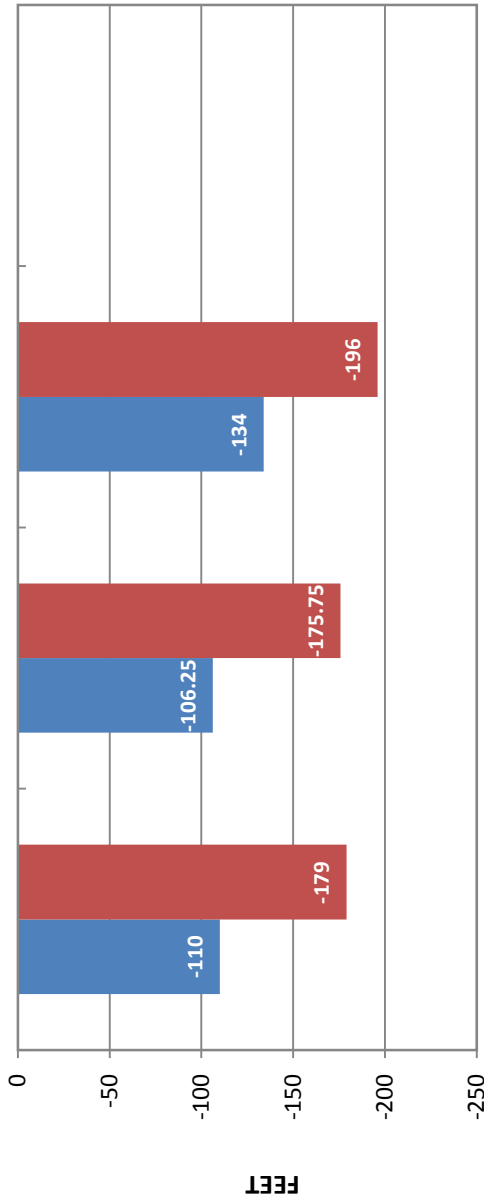
15 Min: < 5 ppm



Elk Grove Water District

Static and Pumping Levels

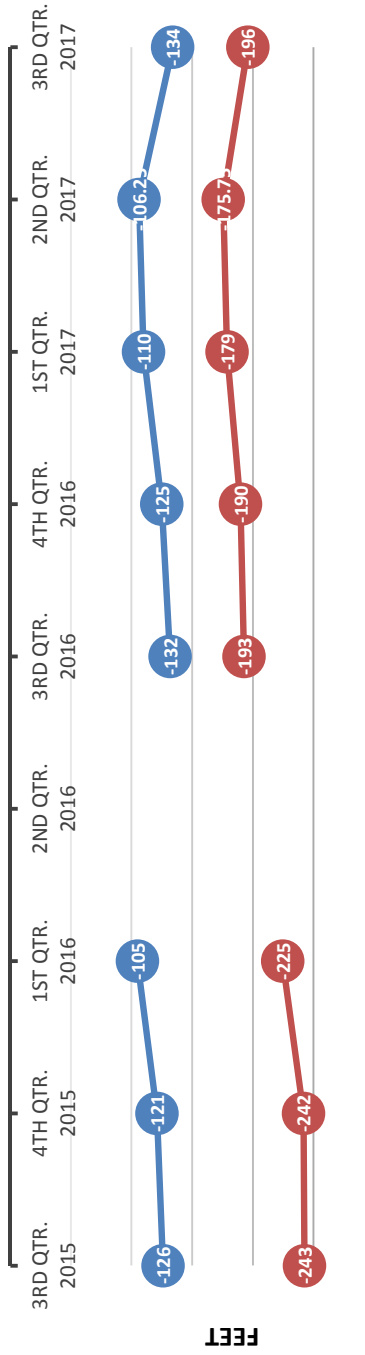
Well 11D Dino



Latest Well Sounding

Static: 134 Ft
Pumping: 196 Ft
Drawdown: 62 Ft
GPM: 1,705.00
Specific Capacity: 27.500

Sounding Quarter/Year



Latest Sand Tester Results:

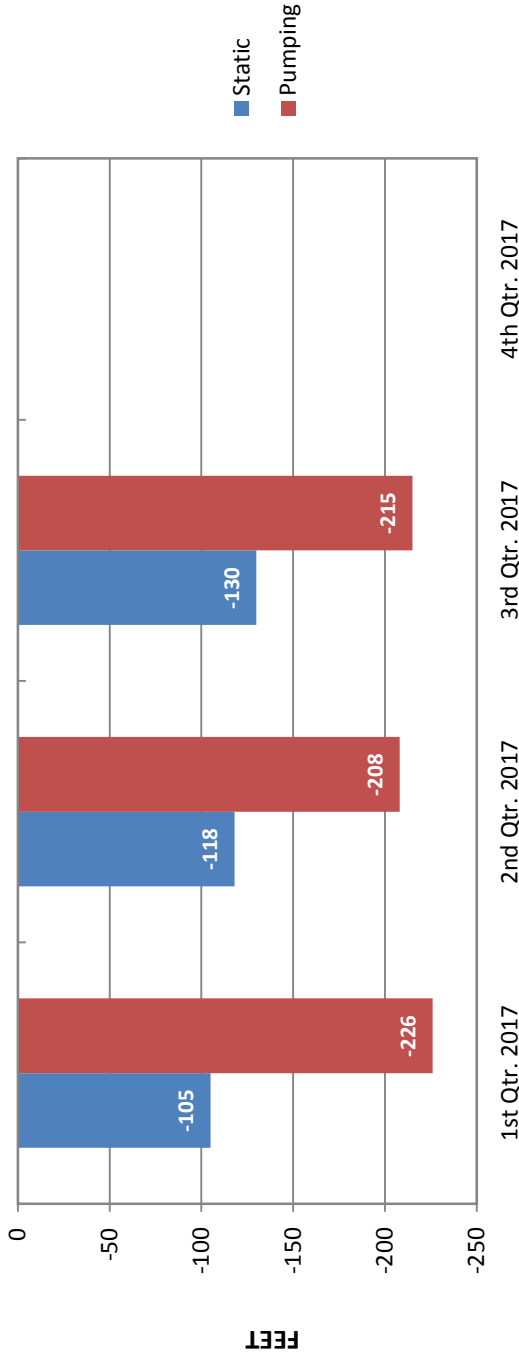
15 Min: < 5 ppm



Elk Grove Water District

Static and Pumping Levels

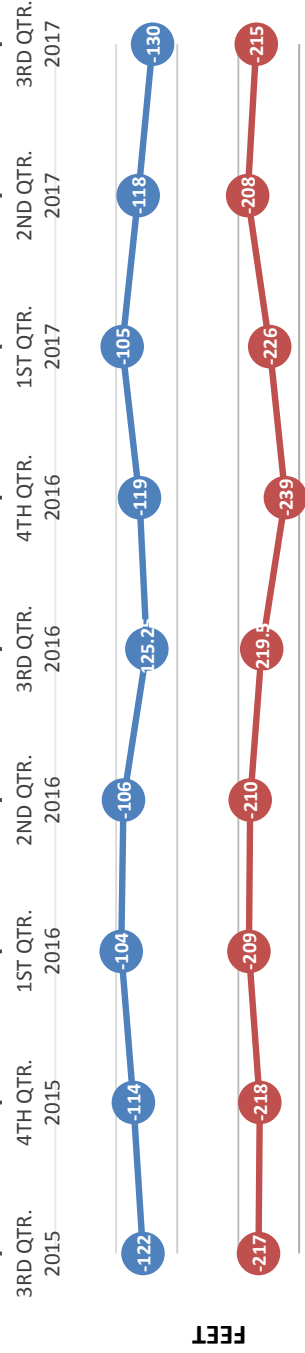
Well 14D Railroad



Latest Well Sounding

Static: 130 Ft
Pumping: 215 Ft
Drawdown: 85 Ft
GPM: 1,545.00
Specific Capacity: 18.176

Sounding Quarter/Year



Latest Sand Tester Results:

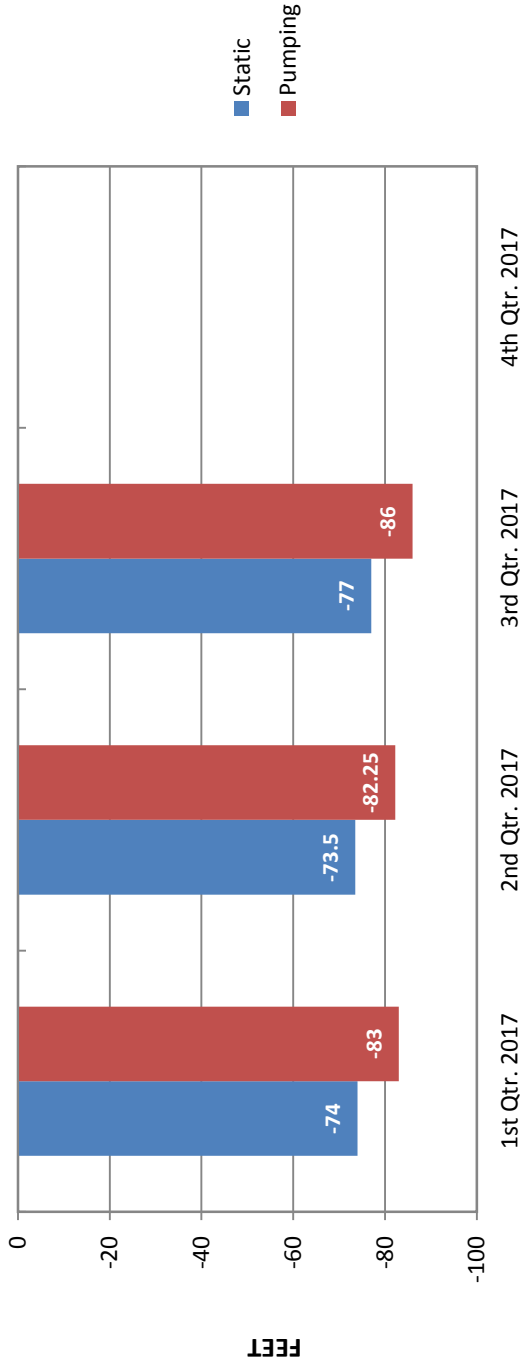
15 Min: < 5 ppm



Elk Grove Water District

Static and Pumping Levels

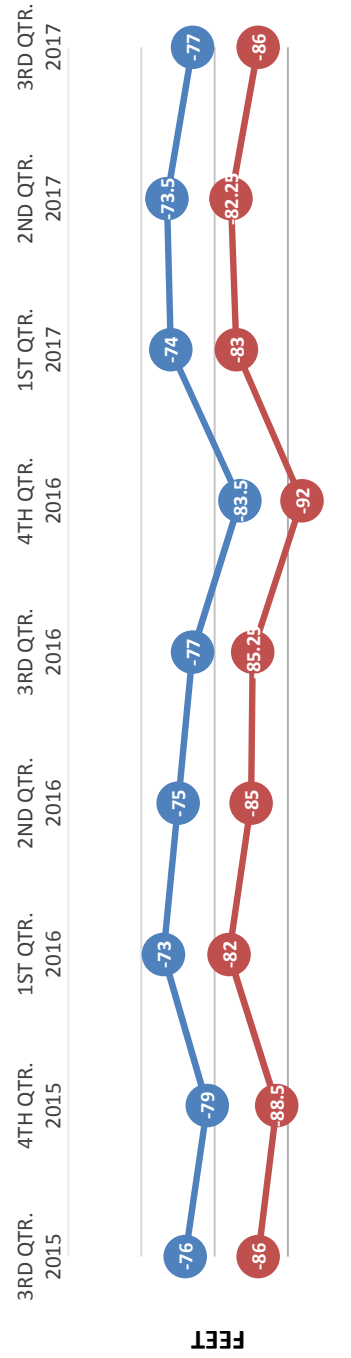
Well 3 Mar-Val



Latest Well Sounding

Static: 77 Ft
 Pumping: 86 Ft
 Drawdown: 9 Ft
 GPM: 820.00
 Specific Capacity: 91.111

Sounding Quarter/Year



Latest Sand Tester Results:

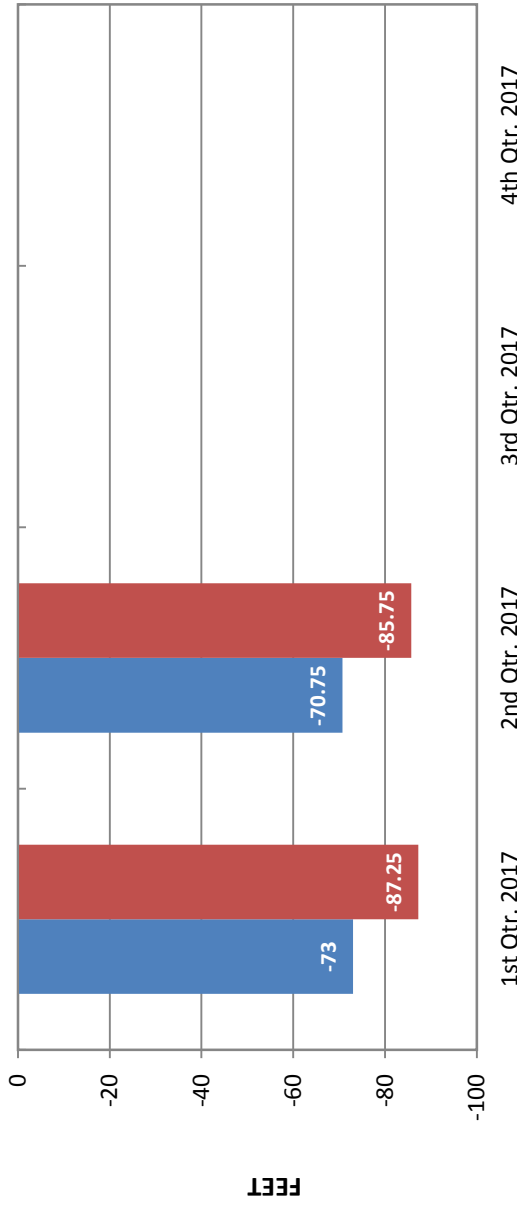
15 Min: 7 ppm



Elk Grove Water District

Static and Pumping Levels

Well 8 Williamson

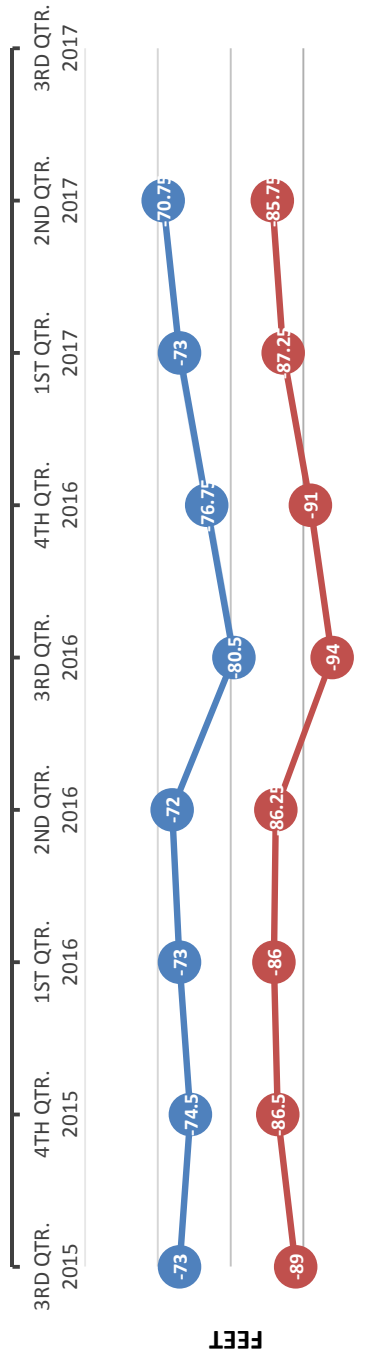


Latest Well Sounding

Static: 70.75 Ft
 Pumping: 85.75 Ft
 Drawdown: 15 Ft
 GPM: 860.00
 Specific Capacity: 57.333

■ Static
 ■ Pumping

Sounding Quarter/Year



Latest Sand Tester Results:

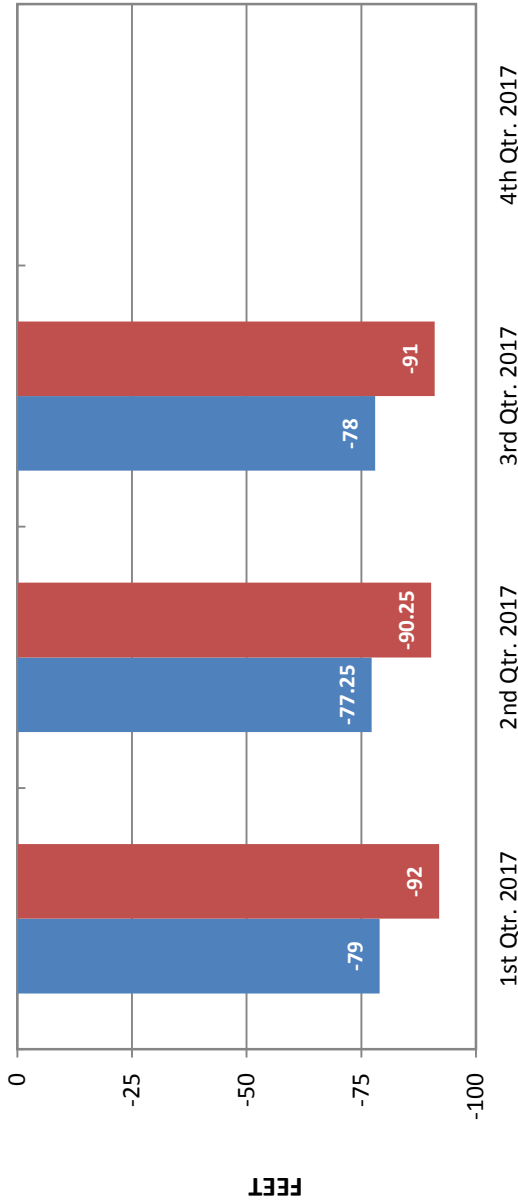
15 Min: 3.52 ppm



Elk Grove Water District

Static and Pumping Levels

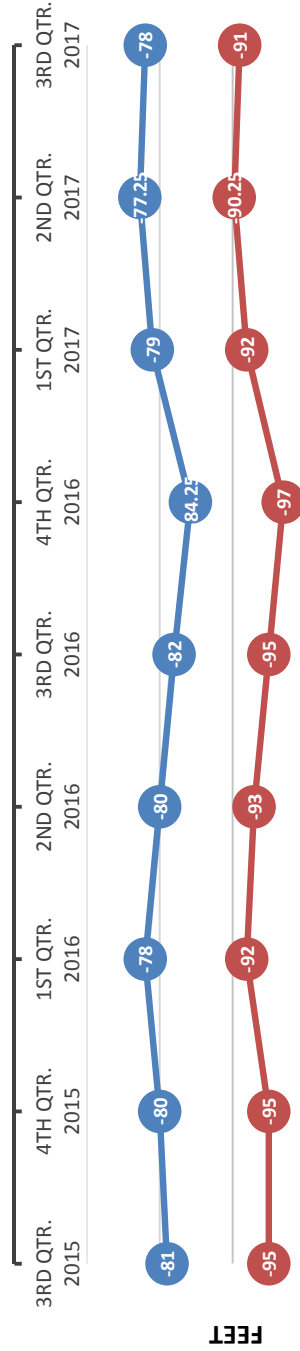
Well 9 Polhemus



Latest Well Sounding

Static: 78 Ft
Pumping: 91 Ft
Drawdown: 13 Ft
GPM: 500.00
Specific Capacity: 38.462

Sounding Quarter/Year



Latest Sand Tester Results:

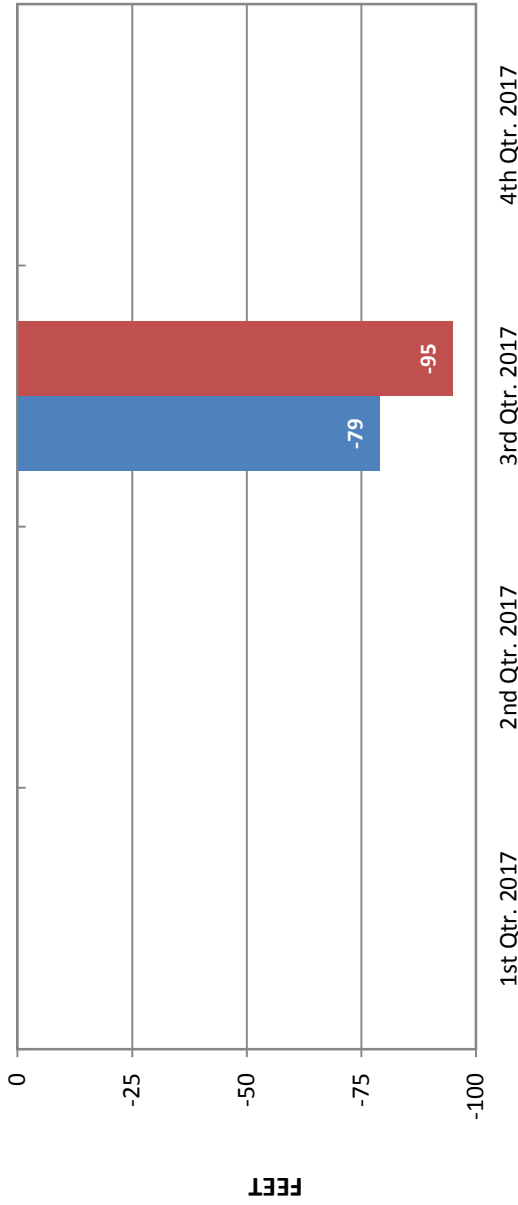
15 Min: < 5 ppm



Elk Grove Water District

Static and Pumping Levels


Well 13 Hampton



Latest Well Sounding

Static: 79 Ft
 Pumping: 95 Ft
 Drawdown: 16 Ft
 GPM: 922.00
 Specific Capacity: 57.625

Sounding Quarter/Year



Latest Sand Tester Results:

15 Min: < 5 ppm

**Monthly Sample Report - August 2017
Water System: Elk Grove Water System**

Sampling Point: 01 - 8693 W. Camden			
Sample Date	Sample Class	Sample Name	Collection Occurrence
8/1/2017	Distribution System	Bacteriological	Week
8/8/2017	Distribution System	Bacteriological	Week
8/15/2017	Distribution System	Bacteriological	Week
8/22/2017	Distribution System	Bacteriological	Week
8/29/2017	Distribution System	Bacteriological	Week
Sampling Point: School Well 01D - Raw Water			
Sample Date	Sample Class	Sample Name	Collection Occurrence

Sampling Point: 02 - 9425 Emerald Vista			
Sample Date	Sample Class	Sample Name	Collection Occurrence
8/1/2017	Distribution System	Bacteriological	Week
8/8/2017	Distribution System	Bacteriological	Week
8/15/2017	Distribution System	Bacteriological	Week
8/22/2017	Distribution System	Bacteriological	Week
8/29/2017	Distribution System	Bacteriological	Week
Sampling Point: - Mar-Val Well 3 Raw Water			
Sample Date	Sample Class	Sample Name	Collection Occurrence

Sampling Point: 03 - 8809 Valley Oak			
Sample Date	Sample Class	Sample Name	Collection Occurrence
8/1/2017	Distribution System	Bacteriological	Week
8/8/2017	Distribution System	Bacteriological	Week
8/15/2017	Distribution System	Bacteriological	Week
8/22/2017	Distribution System	Bacteriological	Week
8/29/2017	Distribution System	Bacteriological	Week
Sampling Point: Webb Well 04D - Raw Water			
Sample Date	Sample Class	Sample Name	Collection Occurrence

Sampling Point: 04 - 10122 Glacier Point

Sample Date	Sample Class	Sample Name	Collection Occurrence
8/1/2017	Distribution System	Bacteriological	Week
8/8/2017	Distribution System	Bacteriological	Week
8/15/2017	Distribution System	Bacteriological	Week
8/22/2017	Distribution System	Bacteriological	Week
8/29/2017	Distribution System	Bacteriological	Week

Sampling Point: 05 - 9230 Amsden Ct.

Sample Date	Sample Class	Sample Name	Collection Occurrence
8/1/2017	Distribution System	Bacteriological	Week
8/8/2017	Distribution System	Bacteriological	Week
8/15/2017	Distribution System	Bacteriological	Week
8/22/2017	Distribution System	Bacteriological	Week
8/29/2017	Distribution System	Bacteriological	Week

Sampling Point: 06 - 9227 Rancho Dr.

Sample Date	Sample Class	Sample Name	Collection Occurrence
8/1/2017	Distribution System	Bacteriological	Week
8/8/2017	Distribution System	Bacteriological	Week
8/15/2017	Distribution System	Bacteriological	Week
8/22/2017	Distribution System	Bacteriological	Week
8/29/2017	Distribution System	Bacteriological	Week

Sampling Point: 07 - Al Gates Park Mainline Dr.

Sample Date	Sample Class	Sample Name	Collection Occurrence
8/1/2017	Distribution System	Bacteriological	Week
8/8/2017	Distribution System	Bacteriological	Week
8/15/2017	Distribution System	Bacteriological	Week
8/22/2017	Distribution System	Bacteriological	Week
8/29/2017	Distribution System	Bacteriological	Week

Sample Date	Sample Class	Sample Name	Collection Occurrence
Sampling Point: - Williamson Well 8 Raw Water			

Sample Date	Sample Class	Sample Name	Collection Occurrence
Sampling Point: 09 - 9436 Hollow Springs Wy.			
8/1/2017	Distribution System	Bacteriological	Week
8/8/2017	Distribution System	Bacteriological	Week
8/15/2017	Distribution System	Bacteriological	Week
8/22/2017	Distribution System	Bacteriological	Week
8/29/2017	Distribution System	Bacteriological	Week

Sample Date	Sample Class	Sample Name	Collection Occurrence
Sampling Point: Polhemus Well 9 Raw Water			

Sample Date	Sample Class	Sample Name	Collection Occurrence
Sampling Point: 09 - 8417 Blackman Wy.			
8/1/2017	Distribution System	Bacteriological	Week
8/8/2017	Distribution System	Bacteriological	Week
8/15/2017	Distribution System	Bacteriological	Week
8/22/2017	Distribution System	Bacteriological	Week
8/29/2017	Distribution System	Bacteriological	Week

Sample Date	Sample Class	Sample Name	Collection Occurrence
Sampling Point: 10 - 9373 Oreo Ranch Cir.			
8/1/2017	Distribution System	Bacteriological	Week
8/8/2017	Distribution System	Bacteriological	Week
8/15/2017	Distribution System	Bacteriological	Week
8/22/2017	Distribution System	Bacteriological	Week
8/29/2017	Distribution System	Bacteriological	Week

Sample Date	Sample Class	Sample Name	Collection Occurrence
Sampling Point: Dino Well 11D - Raw Water			

Sampling Point: Hampton Well 13 - Raw Water

Sample Date	Sample Class	Sample Name	Collection Occurrence
8/2/2017	Source Water	Fe, Mn, As, Total	Daily
8/3/2017	Source Water	Fe, Mn, As, Total	Daily
8/4/2017	Source Water	Fe, Mn, As, Total	Daily
8/5/2017	Source Water	Fe, Mn, As, Total	Daily
8/6/2017	Source Water	Fe, Mn, As, Total	Daily
8/7/2017	Source Water	Fe, Mn, As, Total	Daily
8/8/2017	Source Water	Fe, Mn, As, Total	Daily
8/8/2017	Source Water	Bacteriological	Weekly
8/15/2017	Source Water	Fe, Mn, As, Total	Weekly
8/15/2017	Source Water	Bacteriological	Weekly
8/22/2017	Source Water	Fe, Mn, As, Total	Weekly
8/22/2017	Source Water	Bacteriological	Weekly
8/29/2017	Source Water	Fe, Mn, As, Total	Weekly
8/29/2017	Source Water	Bacteriological	Weekly

Sampling Point: Hampton WTP Effluent

Sample Date	Sample Class	Sample Name	Collection Occurrence
8/1/2017	Source Water	1,2,3,TCP	Once
8/2/2017	Treated Effluent	Fe, Mn, As, Total	Daily
8/3/2017	Treated Effluent	Fe, Mn, As, Total	Once
8/4/2017	Treated Effluent	Fe, Mn, As, Total	Daily
8/5/2017	Treated Effluent	Fe, Mn, As, Total	Daily
8/6/2017	Treated Effluent	Fe, Mn, As, Total	Daily
8/7/2017	Treated Effluent	Fe, Mn, As, Total	Daily
8/8/2017	Treated Effluent	Fe, Mn, As, Total	Daily
8/8/2017	Treated Effluent	Bacteriological	Daily
8/15/2017	Treated Effluent	Fe, Mn, As, Total	Daily
8/15/2017	Treated Effluent	Bacteriological	Daily
8/22/2017	Treated Effluent	Fe, Mn, As, Total	Daily
8/29/2017	Treated Effluent	Fe, Mn, As, Total	Daily

Sample Date	Sample Class	Sample Name	Collection Occurrence
Sampling Point: Hampton WTP Backwash Tank			
	Sample Class	Sample Name	Collection Occurrence
Sampling Point: Railroad Well 14D - Raw Water			
	Sample Class	Sample Name	Collection Occurrence
8/1/2017	Source Water	3 mo - Odor Threshold	Quarterly
Sampling Point: Railroad WTP Effluent			
	Sample Class	Sample Name	Collection Occurrence
8/1/2017	Treated Plant Effluent	WTP Eff - Fe,Mn,As,Al Total	Month
8/1/2017	Treated Plant Effluent	WTP Eff - Fe,Mn,As,Al Dissolved	Month
8/1/2017	Source Water	1,2,3,TCP	Once
Sampling Point: Railroad WTP Backwash Tank			
	Sample Class	Sample Name	Collection Occurrence
Sampling Point: Special Distribution/Construction Samples			
	Sample Class	Sample Name	Collection Description

<u>Colors</u>	<u>Monthly Total</u>	<u>Yearly Total</u>
Black = Scheduled	78	470
Green = Unscheduled	4	68
Red = Incomplete Sample	0	0



September 5, 2017

State Water Resources Control Board
Division of Drinking Water
1001 I Street
13th Floor
Sacramento, Ca. 95814

MONTHLY SUMMARY OF DISTRIBUTION SYSTEM COLIFORM MONITORING

Enclosed is the Monthly Summary of Distribution System Coliform Monitoring report from Elk Grove Water District for August 2017.


If you have any further questions, you may contact me at 916-585-9386.

A handwritten signature in blue ink, appearing to read "Steve Shaw", is written above the printed name.

STEVE SHAW
WATER TREATMENT SUPERVISOR

MONTHLY SUMMARY OF REVISED TOTAL COLIFORM RULE DISTRIBUTION SYSTEM MONITORING
(including triggered source monitoring for systems subject to the Groundwater Rule)

System Name Elk Grove Water District	System Number 3410008
Sampling Period August	Year 2017

	Number Required	Number Collected	Number Total Coliform Positives	Number E.coli Positives
1. Routine Samples (see note 1)	<u>50</u>	<u>50</u>	<u>0</u>	<u>0</u>
2. Repeat Samples following samples that are Total Coliform Positive and <i>E.coli</i> Negative (see notes 10 and 11)		<u>0</u>	<u>0</u>	<u>0</u>
3. Repeat Samples following Routine Samples that are Total Coliform Positive and <i>E. coli</i> Positive (see notes 10 and 11)		<u>0</u>	<u>0</u>	<u>0</u>
4. Treatment Technique (TT)/MCL Violation Computation for Total Coliform/ <i>E. coli</i> Positive Samples				
a. Totals (sum of columns)	<u>0</u>	<u>0</u>	<u>0</u>	<u>0</u>
b. If 40 or more samples collected in month, determine percent of samples that are total coliform positive [(total number positive/total number collected) x 100] =	<u>0</u>	%		
c. Did the system trigger... a Level 2 Assessment TT? (see notes 2, 3, 4, 5 and 6 for trigger info) <i>If a Level 2 Assessment is triggered, see note 8 below.</i>			<input type="checkbox"/> Yes	<input checked="" type="checkbox"/> No
a Level 1 Assessment TT? (see note 7 for trigger info) <i>If a Level 1 Assessment is triggered, see note 9 below.</i>			<input type="checkbox"/> Yes	<input checked="" type="checkbox"/> No
5. Triggered Source Samples per Groundwater Rule (see notes 12 and 13)		<u>0</u>	<u>0</u>	<u>0</u>
6. Invalidated Samples (Note what samples, if any, were invalidated; who authorized the invalidation; and when replacement samples were collected. Attach additional sheets, if necessary.)				
7. Summary Completed By: Steve Shaw				
Signature 	Title Water Treatment Supervisor	Date 9/5/2017		

NOTES AND INSTRUCTIONS:

- Routine samples include:
 - Samples required pursuant to 22 CCR Section 64423 and any additional samples required by an approved routine sample siting plan established pursuant to 22 CCR Section 64422.
 - Extra samples are required for systems collecting less than five routine samples per month that had one or more total coliform positives in previous month;
 - Extra samples for systems with high source water turbidities that are using surface water or groundwater under direct influence of surface water and do not practice filtration in compliance with regulations;
- Note: For a repeat sample following a total coliform positive sample, any *E.coli* positive repeat (boxed entry) **constitutes an MCL violation and requires immediate notification to the Division** (22, CCR, Section 64426.1).
- Note: For repeat sample following a *E.coli* positive sample, any total coliform positive repeat (boxed entry) **constitutes an MCL violation and requires immediate notification to the Division** (22, CCR, Section 64426.1).
- Note: Failure to take all required repeat samples following an *E. coli* positive routine sample (22, CCR, Section 64426.1) **constitutes an MCL violation and requires immediate notification to the Division** (22, CCR, Section 64426.1).
- Note: Failure to test for *E. coli* when any repeat sample tests positive for total coliform (22, CCR, Section 64426.1) **constitutes an MCL violation and requires immediate notification to the Division** (22, CCR, Section 64426.1).
- Note: Second Level 1 treatment technique trigger in a rolling 12-month period.
- Total coliform Treatment Technique (TT) Violation (**Notify Department within 24 hours of TT violation**):
 - For systems collecting less than 40 samples, if two or more samples are total coliform positive, then the TT is violated and a Level 1 Assessment is required.
 - For systems collecting 40 or more samples, if more than 5.0 percent of samples collected are total coliform positive, then the TT is violated and a Level 1 Assessment is required.
- Contact the Division as soon as practical to arrange for the division to conduct a Level 2 Assessment of the water system. The water system shall complete a Level 2 Assessment and submit it to the Division within 30 days of learning of the trigger exceedance.
- Conduct a Level 1 Assessment in accordance with as soon as practical that covers the minimum elements (22, CCR, Section 64426.8 (a), (2)). Submit the report to the Division within 30 days of learning of the trigger exceedance.
- Positive results and their associated repeat samples are to be tracked on the Coliform Monitoring Worksheet.
- Repeat samples must be collected within 24 hours of being notified of the positive results. For systems collecting more than one routine sample per month, three repeat samples must be collected for each total coliform positive sample. For systems collecting one or fewer routine samples per month, four repeat samples must be collected for each total coliform positive sample. At least three samples shall be taken the month following a total coliform positive.
- For systems subject to the Groundwater Rule: Positive results and the associated triggered source samples are to be tracked on the Coliform Monitoring Worksheet.
- For triggered sample(s) required as a result of a total coliform routine positive sample, an *E.coli* positive triggered sample (boxed entry) **requires immediate notification to the Division, Tier 1 public notification, and corrective action.**



September 5, 2017

Sacramento Regional County
Sanitation District
Environmental Specialist
10060 Goethe Rd.
Sacramento, Ca. 95827

MONTHLY COMPLIANCE REPORT

Enclosed is the Monthly Compliance Report Form from Elk Grove Water District for August 2017.

If you have any further questions, you may contact me at 916-585-9386

A handwritten signature in blue ink, appearing to read "Steve Shaw", is written over a horizontal line.

STEVE SHAW
WATER TREATMENT SUPERVISOR

COMPLIANCE REPORT FORM

Attn: Neal Stallions	E-mail: stallionsn@sacsewer.com	Wastewater Source Control Section
Phone (916) 875-6656		Fax (916) 875-6374
From: Steve Shaw		
Company: Elk Grove Water District		Permit # WTP010

The following reports and information are attached (check all that apply):

Month:	August	Year:	2017
---------------	---------------	--------------	-------------

Water use/flow meter report
 Hampton WTP – 416,107
 Railroad WTP – 0

	Date	Time	pH
Hampton WTP			
Railroad WTP			

Monitoring results/analytical report

Discharge Rate

Check the statement below that applies to this report:

- ___ Based on a review of this facility's flow data, discharge rate limit was exceeded.
 I certify that this facility is in compliance with the discharge rate limit.

Attached is a description of anticipated changes that may significantly alter the nature, quality, or volume of the wastewater discharged.

Flow monitoring equipment certification (Flow or pH meter, etc.)

Other (describe):

Domestic Calculation

Domestic Usage	Number of Employees	Business Days per Month	Allowance (gallons per day)	Gallons
Production	3	21	15	945
Office	4	21	10	840
Drivers/Field	19	21	3	1197
Total				2982

Certification Statement

"I certify under penalty of law that this document and all attachments were prepared under my direction or supervision in accordance with a system designed to assure that qualified personnel properly gather and evaluate the information submitted. Based on my inquiry of the person or persons who manage the system, or those persons directly responsible for gathering the information, the information submitted is, to the best of my knowledge and belief, true, accurate and complete. I am aware that there are significant penalties for submitting false information including the possibility of fine and imprisonment for knowing violations".

SIGNATURE of Authorized Representative:



PRINTED NAME, TITLE:

Steve Shaw Water Treatment Supervisor
 (Name) (Title)

DATE:

9-5-2017

Elk Grove Water District

Preventative Maintenance Program

Groundwater Wells

		Monthly												Semi-annual		Annual	
		JAN	FEB	MAR	APR	MAY	JUN	JUL	AUG	SEP	OCT	NOV	DEC	Refer. 1ST 6-MO.	Refer. 2ND 6-MO.	Refer.	2017
Well 14D Railroad	Initials	WQ	WQ	WQ	WQ	WQ	WQ	WQ	WQ	WQ	WQ	WQ	WQ				
	Date	1/4/17	2/6/17			5/9/17	6/6/17	7/7/17	8/7/17								
	W.O.#	14584	14634			14819	14864	14932	14972								
		Sect: 7.1												Sect: 7.2		Sect: 7.3	
Well 4D Webb	Initials	WQ	WQ	WQ	WQ	WQ	WQ	WQ	WQ	WQ	WQ	WQ	WQ				
	Date	1/5/17	2/2/17	3/27/17	4/3/17	5/11/17	6/13/17	7/6/17	8/10/17								
	W.O.#	14586	14633	14683	14764	14820	14865	14933	14973								
		Sect: 8.1												Sect: 8.2		Sect: 8.3	
Well 11D Dino	Initials	WQ	WQ	WQ	WQ	WQ	WQ	WQ	WQ	WQ	WQ	WQ	WQ				
	Date	1/9/17	2/6/17	3/7/17	4/5/17	5/8/17	6/15/17	7/5/17	8/29/17								
	W.O.#	14587	14632	14682	14765	14821	14866	14934	14974								
		Sect: 9.1												Sect: 9.2		Sect: 9.3	
Well 1D School	Initials	WQ	WQ	WQ	WQ	WQ	WQ	WQ	WQ	WQ	WQ	WQ	WQ				
	Date	1/3/17	2/6/17	3/8/17	4/6/17												
	W.O.#	14585	14635	14684	14766	14822	14867	14935	14975								
		Sect: 13.1												Sect: 13.2		Sect: 13.3	
Well 3 Mar-Vel	Initials	WQ	WQ	WQ	WQ	WQ	WQ	WQ	WQ	WQ	WQ	WQ	WQ				
	Date	1/10/17	2/8/17	3/20/17	4/12/17	5/11/17	6/7/17	7/6/17	8/10/17								
	W.O.#	14588	14636	14685	14767	14823	14868	14936	14976								
		Sect: 12.1												Sect: 12.2		Sect: 12.4	
Well 8 Williamson	Initials	AH	WQ	WQ	WQ	WQ	WQ	WQ	WQ	WQ	WQ	WQ	WQ				
	Date	1/6/17	2/3/17	3/3/17	4/6/17												
	W.O.#	14589	14637	14686	14768	14824	14869	14937	14977								
		Sect: 11.1												Sect: 11.2		Sect: 11.4	
Well 9 Polhemus	Initials	WQ	WQ	WQ	WQ	WQ	WQ	WQ	WQ	WQ	WQ	WQ	WQ				
	Date	1/6/17	2/1/17	3/6/17	4/5/17	5/11/17	6/13/17	7/3/17	8/29/17								
	W.O.#	14590	14638	14687	14769	14825	14870	14938	14978								
		Sect: TBD												Sect: TBD		Sect: TBD	
Well 13 Hampton	Initials																
	Date																
	W.O.#																
		Sect: TBD												Sect: TBD		Sect: TBD	

= Well offline

Year: 2017

Elk Grove Water District

Preventative Maintenance Program

Railroad Water Treatment and Storage Facility


Item	Monthly												Quarterly				Semi-annual		Annual	
	Refer.	JAN	FEB	MAR	APR	MAY	JUN	JUL	AUG	SEP	OCT	NOV	DEC	1st	2nd	3rd	4th	Refer.	6-2ND MO.	2017
Cor-Tec System	Initials	WQ	WQ	WQ	WQ	WQ	WQ	WQ	WQ					AH/WQ	AH/WQ			Section:		
	Date	1/12/17	2/2/17	3/6/17	4/17/17	5/11/17	6/12/17	7/18/17	8/21/17					3/22/17	6/22/17			4.3	4.4	
	W.O. #	14591	14639	14688	14760	14815	14871	14928	14986					14693	14875					
Filter System	Initials	WQ	WQ	AH	AH	AH/WQ	WQ	WQ	AH					AH/WQ				Section:		
	Date	1/25/17	2/16/17	3/3/17	4/20/17	5/12/17	6/19/17	7/17/17	8/15/17					6/21/17				5.2	5.3	
	W.O. #	14592	14640	14689	14761	14816	14872	14929	14987					14877						
Backwash System	Initials	WQ	WQ	WQ	AH	WQ	WQ	WQ	AH					WQ				Section:		
	Date	1/25/17	2/7/17	3/6/17	4/21/17	5/11/17	6/12/17	7/31/17	8/21/17					6/22/17				2.2	2.3	
	W.O. #	14593	14641	14690	14763	14817	14873	14930	14988					14878						
Booster Pumps	Initials	WQ	AH/WQ	WQ	AH	AH	AH	AH/WQ	AH/WQ					AH/WQ				Section:		
	Date	1/25/17	2/22/17	3/16/17	4/21/17	5/26/17	6/15/17	7/31/17	8/22/17					8/22/17				3.1	3.2	
	W.O. #	14594	14642	14691	14762	14818	14876	14931	14989					14989						
LAB	Initials													AH	AH			Section:		
	Date													3/13/17	6/13/17			1.1	1.2	
	W.O. #													14692	14874					
Clear Wells	Initials																	Section:		
	Date																	2.4	2.4	
	W.O. #																			
MCC	Initials																	Section:		
	Date																	1.2	1.2	
	W.O. #																			

Elk Grove Water District

Preventative Maintenance Program

Hampton Village Water Treatment Plant

Item	Monthly												Quarterly			Semi-annual			Annual									
	Refer.	JAN	FEB	MAR	APR	MAY	JUN	JUL	AUG	SEP	OCT	NOV	DEC	Refer.	1st	2nd	3rd	4th	Refer.	1st	2nd	6th	6th	Refer.	2017			
Chemical Systems	Section: TBD							AH/WQ 7/24/17	8/24/17																			
Filter System	Section: TBD							AH/WQ 7/24/17	8/24/17																			
Backwash System	Section: TBD							AH 7/24/17	8/24/17																			
LAB	Section: TBD																											
MCC	Section: TBD																											

 = Plant Offline

Elk Grove Water District

Preventative Maintenance Program

Standby Generators

Item	Monthly												Annual		
	Refer.	JAN	FEB	MAR	APR	MAY	JUN	JUL	AUG	SEP	OCT	NOV	DEC	Refer.	2017
Railroad	Initials	WQ	WQ	WQ	WQ	WQ	WQ	WQ	WQ					Section: TBD	
	Date	1/4/17	2/3/17	3/22/17	4/13/17	5/9/17	6/12/17	7/7/17	8/7/17						
	W.O. #	14595	14629	14680	14757	14826	14885	14942	14979						
Webb	Initials	WQ	WQ	WQ	WQ	AH	WQ	WQ	WQ					Section: TBD	
	Date	1/5/17	2/2/17	3/27/17	4/3/17	5/11/17	6/13/17	7/6/17	8/10/17						
	W.O. #	14597	14631	14694	14758	14827	14886	14944	14980						
Dino	Initials	WQ	WQ	WQ	AH	WQ	WQ	WQ	WQ					Section: TBD	
	Date	1/9/17	2/6/17	3/7/17	4/5/17	5/8/17	6/15/17	7/5/17	8/29/17						
	W.O. #	14596	14630	14695	14759	14828	14887	14945	14981						
Hampton	Initials													Section: TBD	
	Date														
	W.O. #														
Admin.	Initials								AH/WQ					Section: TBD	
	Date								8/23/17						
	W.O. #								14982						

 = Load Test

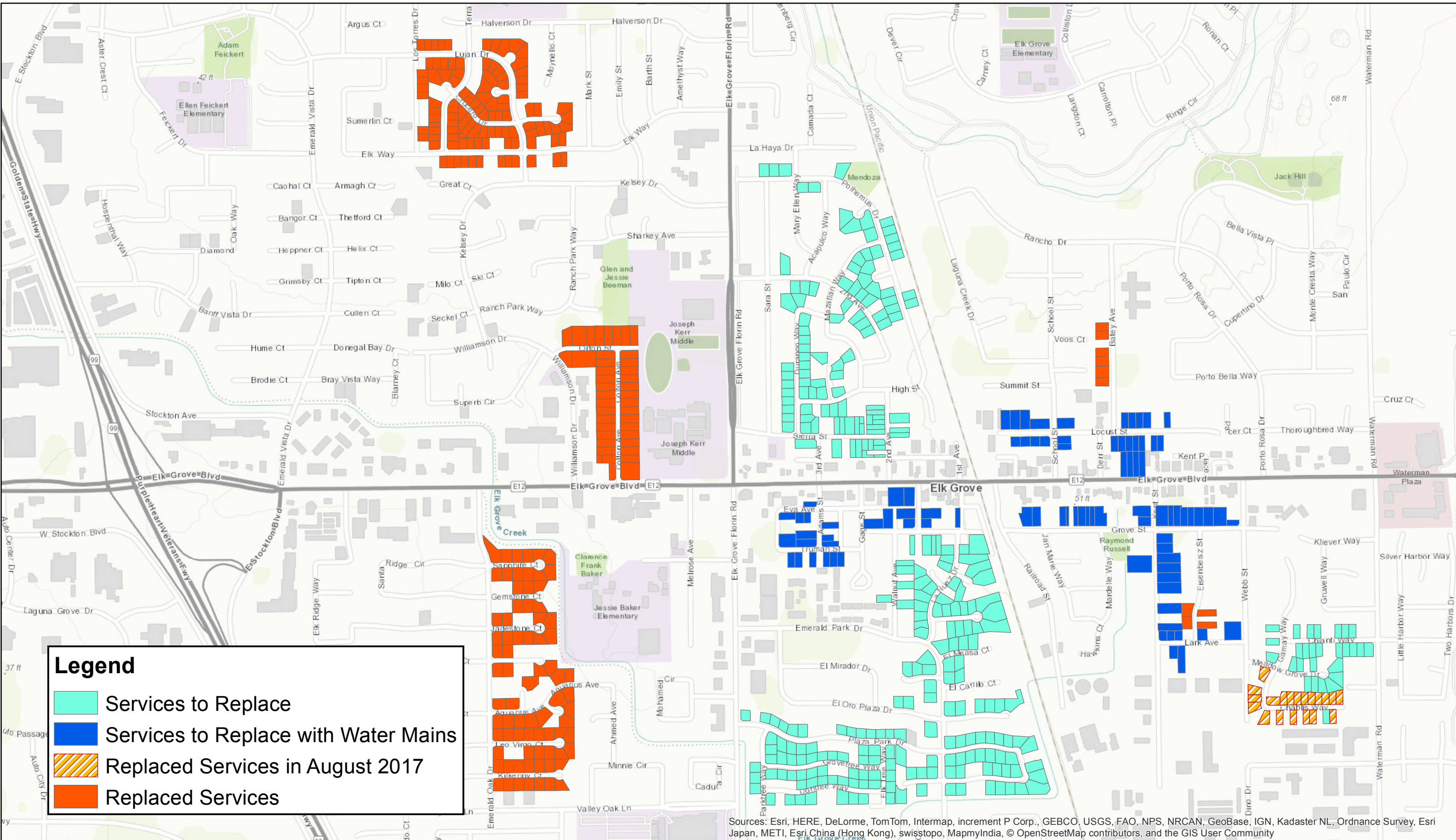
Elk Grove Water District
Backflow Prevention Program 2017

Backflow Device Reports												
CURRENT	JAN	FEB	MAR	APR	MAY	JUN	JUL	AUG	SEP	OCT	NOV	DEC
Notices Issued	39	39	78	13	56	69	151	95				
Assemblies Tested	30	34	56	11	44	18	75	51				
Passed Initial Test	28	29	52	11	41	16	71	46				
Failed Initial Test	2	5	4	0	3	2	4	5				
Failed Devices Retested----Passed	1	5	4		3	2	4	4				
Investigations or Address Change						20						
Inactivated Devices						1						
Schedule Code Changed												
Devices Turned Off						1						
2nd Notices Issued	10	5	22	2	12	29	76	45	0	0	0	0
Monthly Outstanding Delinquents	0	0	0	0	0	0	28	45				

Total Outstanding Delinquents	73
--------------------------------------	-----------

Elk Grove Water District
Safety Meetings/Training
August 2017

Date	Topic	Attendees	Hosted By
8/7/2017	Accident Investigation	Alan Aragon, Jose Carrillo, John Diaz, Travis Franklin, Dave Frederick, Aaron Hewitt, Sean Hinton, Justin Mello, Jose Mendoza, Sal Mendoza, Michael Montiel, Chris Phillips, Wilfredo Quintero, William Sadler, Aurelia Salandez, Richard Salas, Steve Shaw, Marcell Wilson	Steve Shaw
8/14/2017	Refresher Asbestos Cement Pipe Training	Aaron Hewitt, John Diaz, Richard Salas, John Vance, Jose Mendoza, Sean Hinton, Sarah Jones, Jose Carrillo, Chris Phillips, Seve Shaw, David Frederick, Justin Mello, Sal Mendoza, Marcell Wilson, Wilfredo Quintero, Alan Aragon, Brandon Wagner, Michael Montiel	Michael Sharp
8/24/2017	Happiness & Productivity	All Staff Required to Attend	Sarah Jones
8/28/2017	Slips-Trips-Falls	Alan Aragon, Jose Carrillo, John Diaz, Aaron Hewitt, Sean Hinton, Justin Mello, Sal Mendoza, Michael Montiel, Chris Phillips, Wilfredo Quintero, William Sadler, Richard Salas, Steve Shaw, John Vance, Brandon Wagner, Marcell Wilson	Sarah Jones

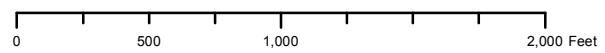


Sources: Esri, HERE, DeLorme, TomTom, Intermap, increment P Corp., GEBCO, USGS, FAO, NPS, NRCAN, GeoBase, IGN, Kadaster NL, Ordnance Survey, Esri Japan, METI, Esri China (Hong Kong), swisstopo, MapmyIndia, © OpenStreetMap contributors, and the GIS User Community

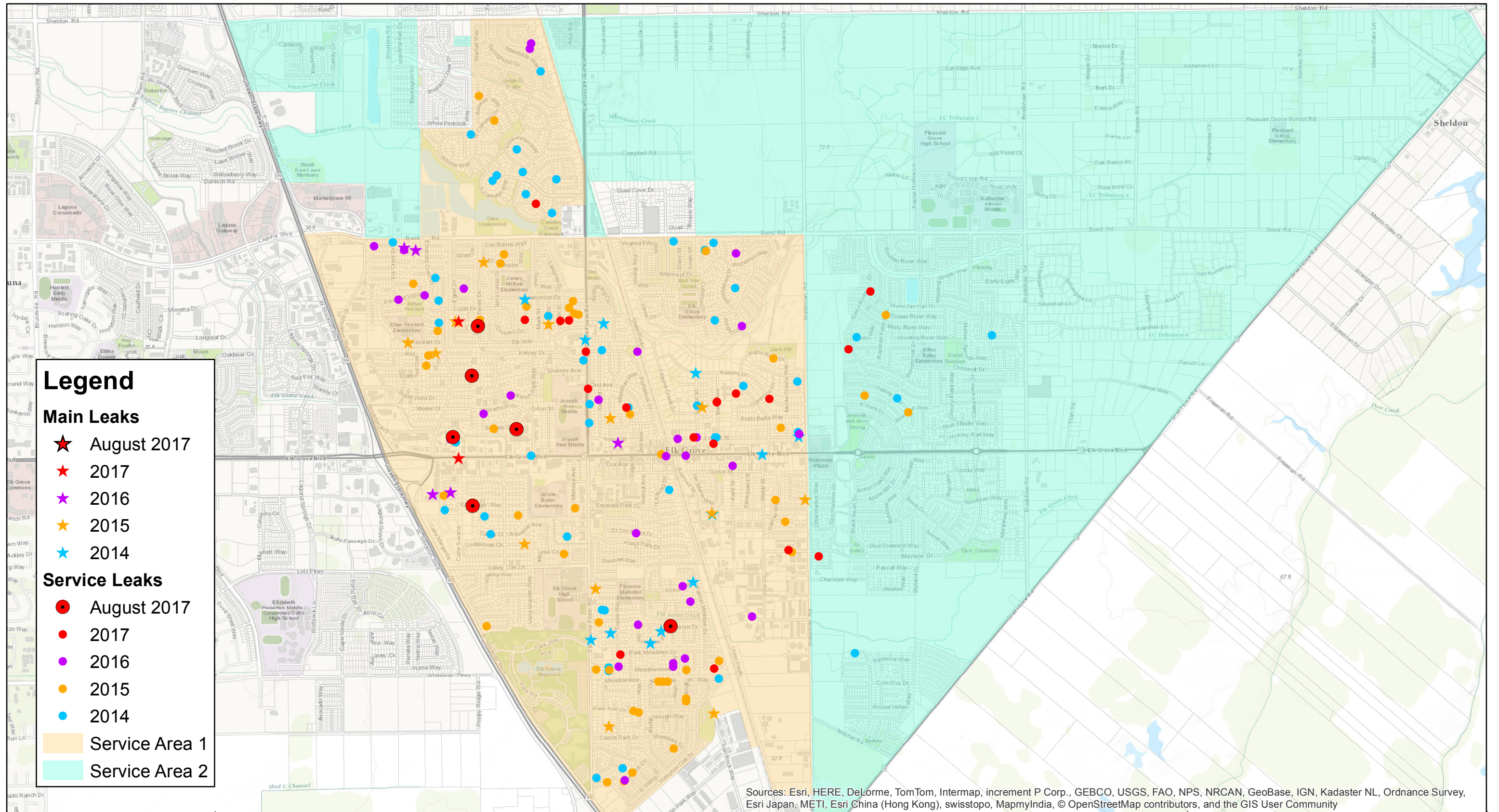
Services to Replace: 383
Services Replaced in August 2017: 20
Total Service Replaced: 249



Elk Grove Water District Service Line Replacement



Projected Coordinate System: NAD 83 State Plane, California II, FIPS 0420
Source: City of Elk Grove, EGWD and Sacramento County GIS databases
Created by: Travis Franklin
Date: September 11, 2017



Legend

Main Leaks

- ★ August 2017
- ★ 2017
- ★ 2016
- ★ 2015
- ★ 2014

Service Leaks

- August 2017
- 2017
- 2016
- 2015
- 2014

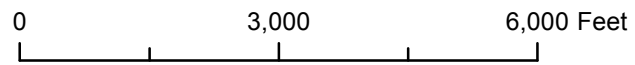
- Service Area 1
- Service Area 2

Sources: Esri, HERE, DeLorme, TomTom, Intermap, increment P Corp., GEBCO, USGS, FAO, NPS, NRCAN, GeoBase, IGN, Kadaster NL, Ordnance Survey, Esri Japan, METI, Esri China (Hong Kong), swisstopo, MapmyIndia, © OpenStreetMap contributors, and the GIS User Community

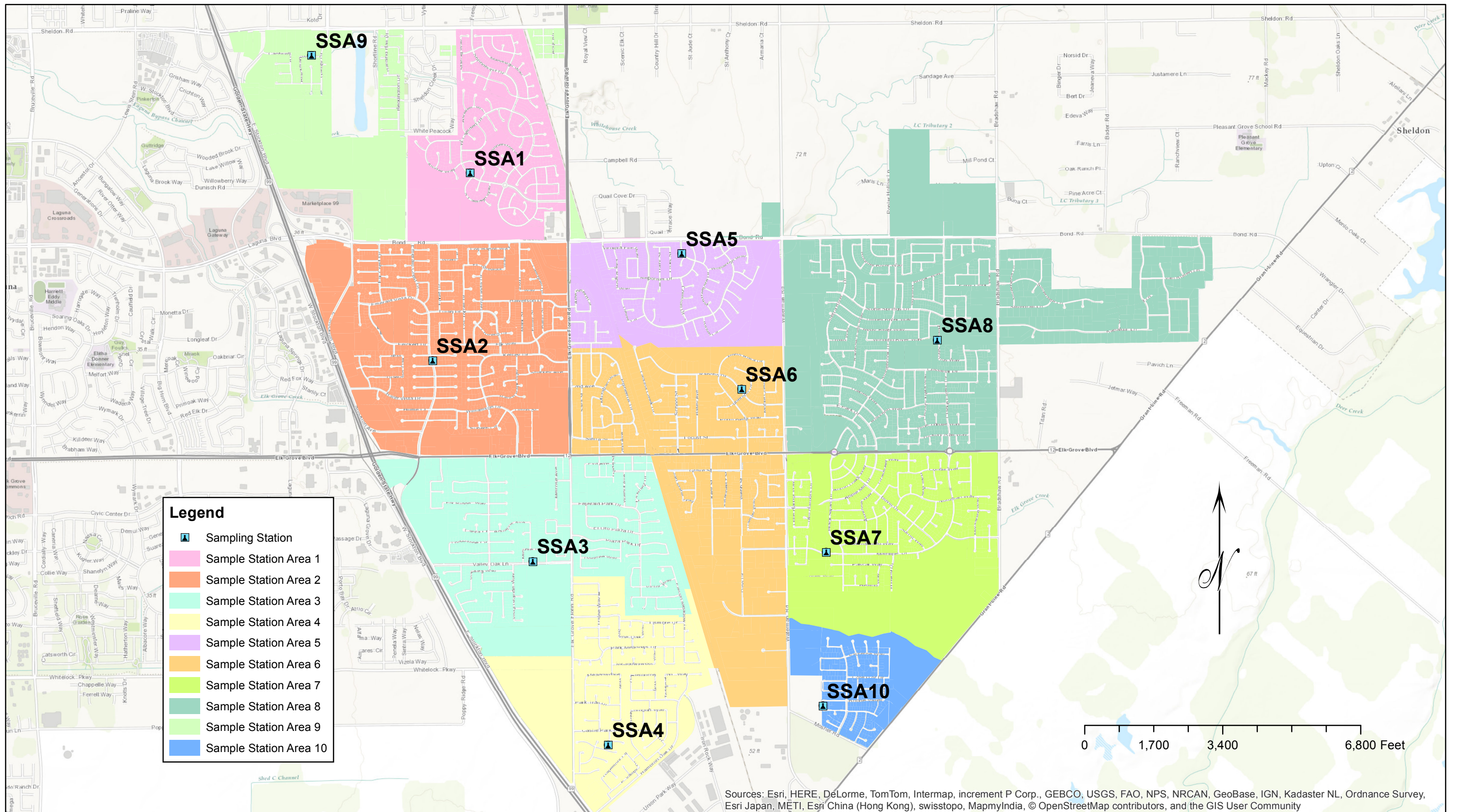
August 2017	
Main Line Leaks: 0	YTD: 2
Service Line Leaks: 6	YTD: 25
Total Leaks: 6	YTD: 27



Elk Grove Water District Main and Service Line Leaks Map



Elk Grove Water District
Service / Main Leaks
Created by: Travis Franklin
Date: September 11, 2017



Sample Stations: 10



Elk Grove Water District

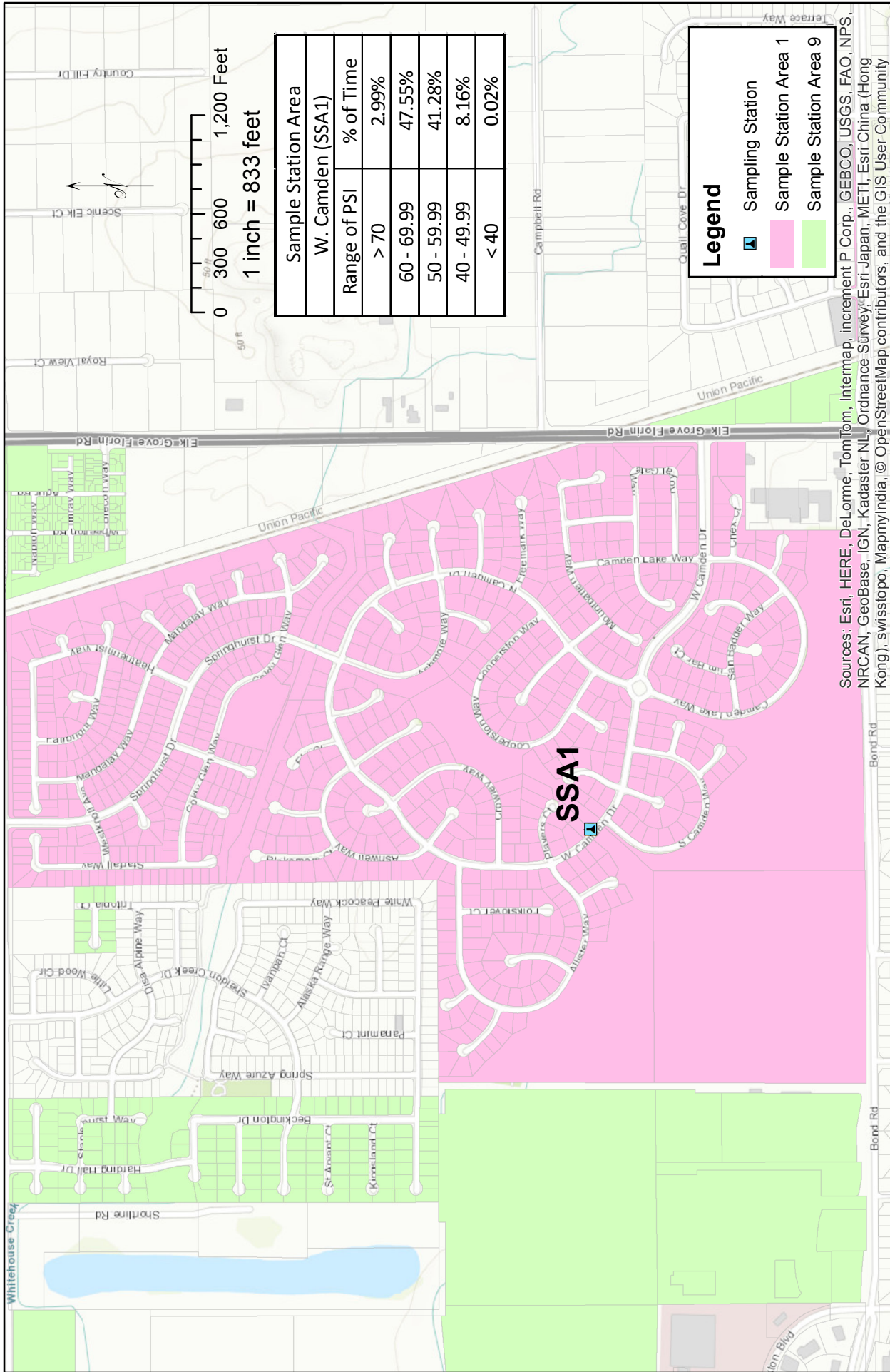
Sample Station Areas

Projected Coordinate System: NAD 83 State Plane CA II FIPS 0402

Source: EGWD GIS database

Modified by: Travis Franklin

September 6, 2017



Sample Station Area	
W. Camden (SSA1)	
Range of PSI	% of Time
> 70	2.99%
60 - 69.99	47.55%
50 - 59.99	41.28%
40 - 49.99	8.16%
< 40	0.02%

Legend	
	Sampling Station
	Sample Station Area 1
	Sample Station Area 9

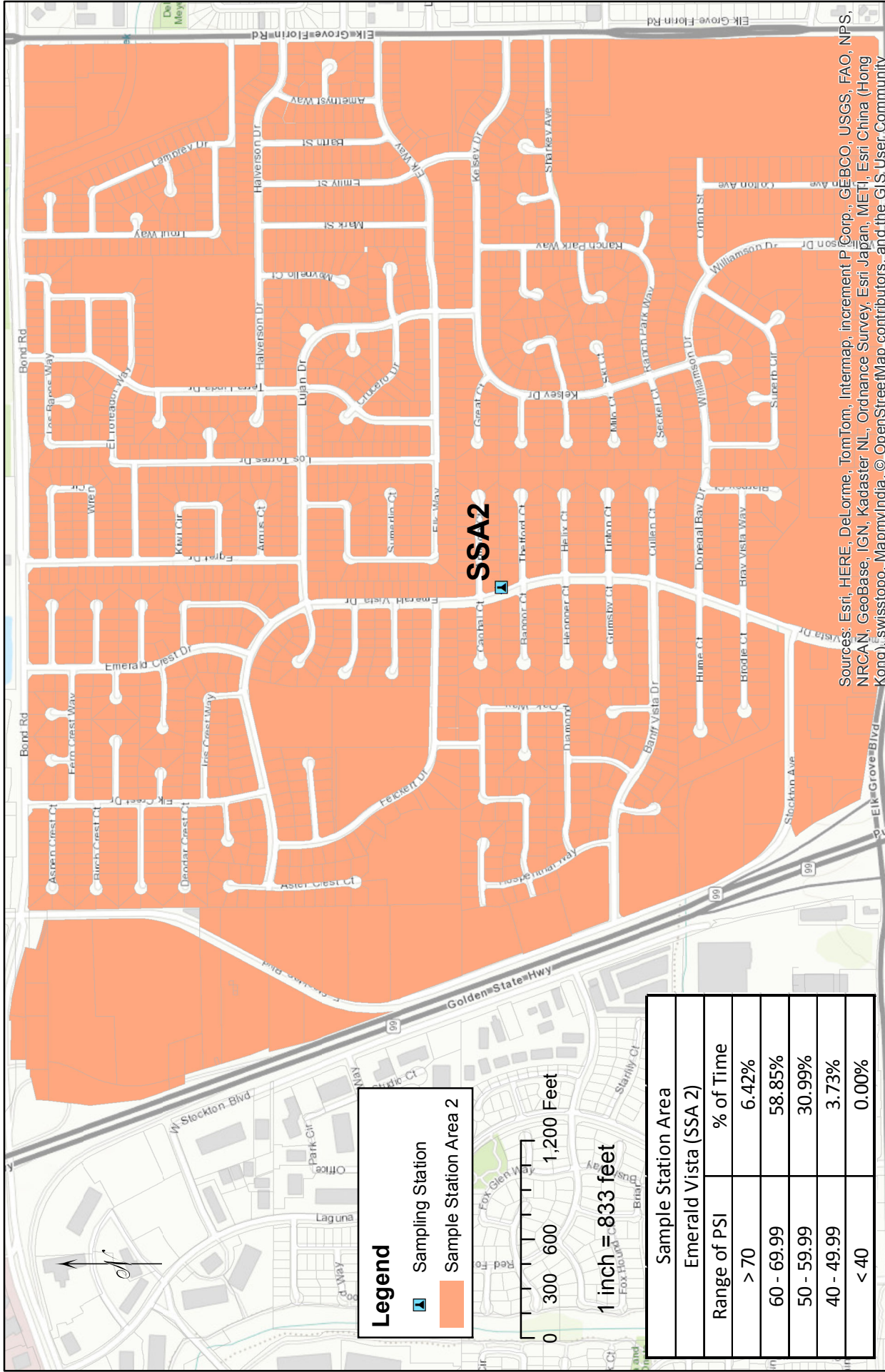
Sources: Esri, HERE, DeLorme, TomTom, Intermap, increment P Corp., GEBCO, USGS, FAO, NPS, NRCAN, GeoBase, IGN, Kadaster NL, Ordnance Survey, Esri Japan, METI, Esri China (Hong Kong), swisstopo, MapmyIndia, © OpenStreetMap contributors, and the GIS User Community

Sample Station #1
 Note: Sample Station takes a reading every 5 minutes.
 August 2017



Elk Grove Water District
 System Pressure Monitoring



Projected Coordinate System:
 NAD 83 State Plane CA II FIPS 0402
 Source:EGWD GIS database
 Created by: Travis Franklin
 September 6, 2017



Legend

-  Sampling Station
-  Sample Station Area 2

0 300 600 1,200 Feet

1 inch = 833 feet

Sample Station Area	Emerald Vista (SSA 2)
Range of PSI	% of Time
> 70	6.42%
60 - 69.99	58.85%
50 - 59.99	30.99%
40 - 49.99	3.73%
< 40	0.00%

Sources: Esri, HERE, DeLorme, TomTom, Intermap, increment P Corp., GEBCO, USGS, FAO, NPS, NRCAN, GeoBase, IGN, Kadaster NL, Ordnance Survey, Esri Japan, METI, Esri China (Hong Kong), Swisstopo, MapmyIndia, © OpenStreetMap contributors, and the GIS User Community



Elk Grove Water District

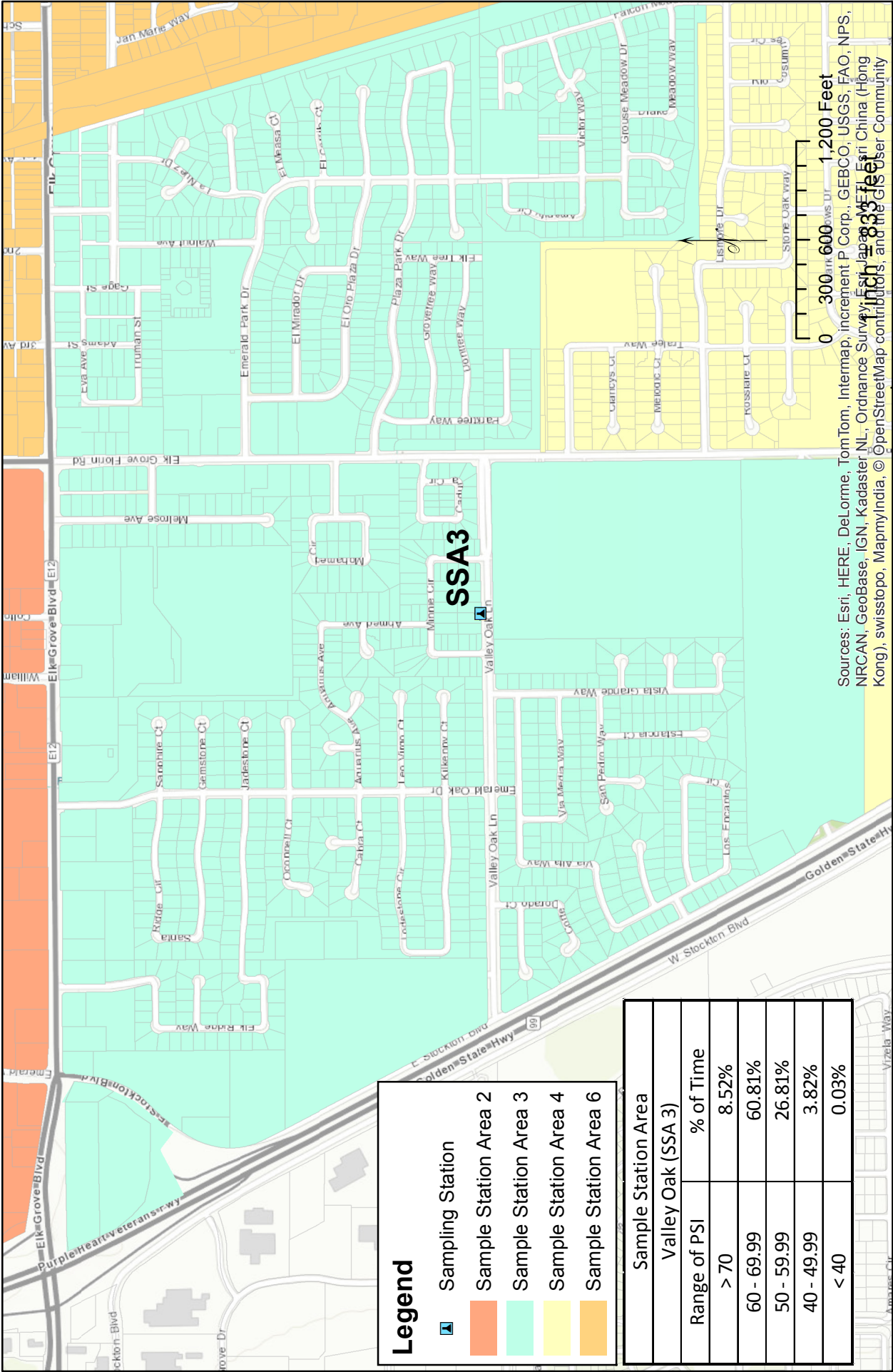
System Pressure Monitoring

Projected Coordinate System:
 NAD 83 State Plane CA II FIPS 0402
 Source: EGWD GIS database
 Created by: Travis Franklin
 September 6, 2017

Sample Station #2

Note: Sample Station takes a reading every 5 minutes.

August 2017



Sources: Esri, HERE, DeLorme, TomTom, Intermap, increment P Corp., GEBCO, USGS, FAO, NPS, NRCAN, GeoBase, IGN, Kadaster NL, Ordnance Survey, Esri Japan, Swire, Esri China (Hong Kong), swisstopo, MapmyIndia, ©OpenStreetMap contributors, and the GIS User Community

Legend

- Sampling Station
- Sample Station Area 2
- Sample Station Area 3
- Sample Station Area 4
- Sample Station Area 6

Sample Station Area	Range of PSI	% of Time
Valley Oak (SSA 3)	> 70	8.52%
	60 - 69.99	60.81%
	50 - 59.99	26.81%
	40 - 49.99	3.82%
	< 40	0.03%

Sample Station #3

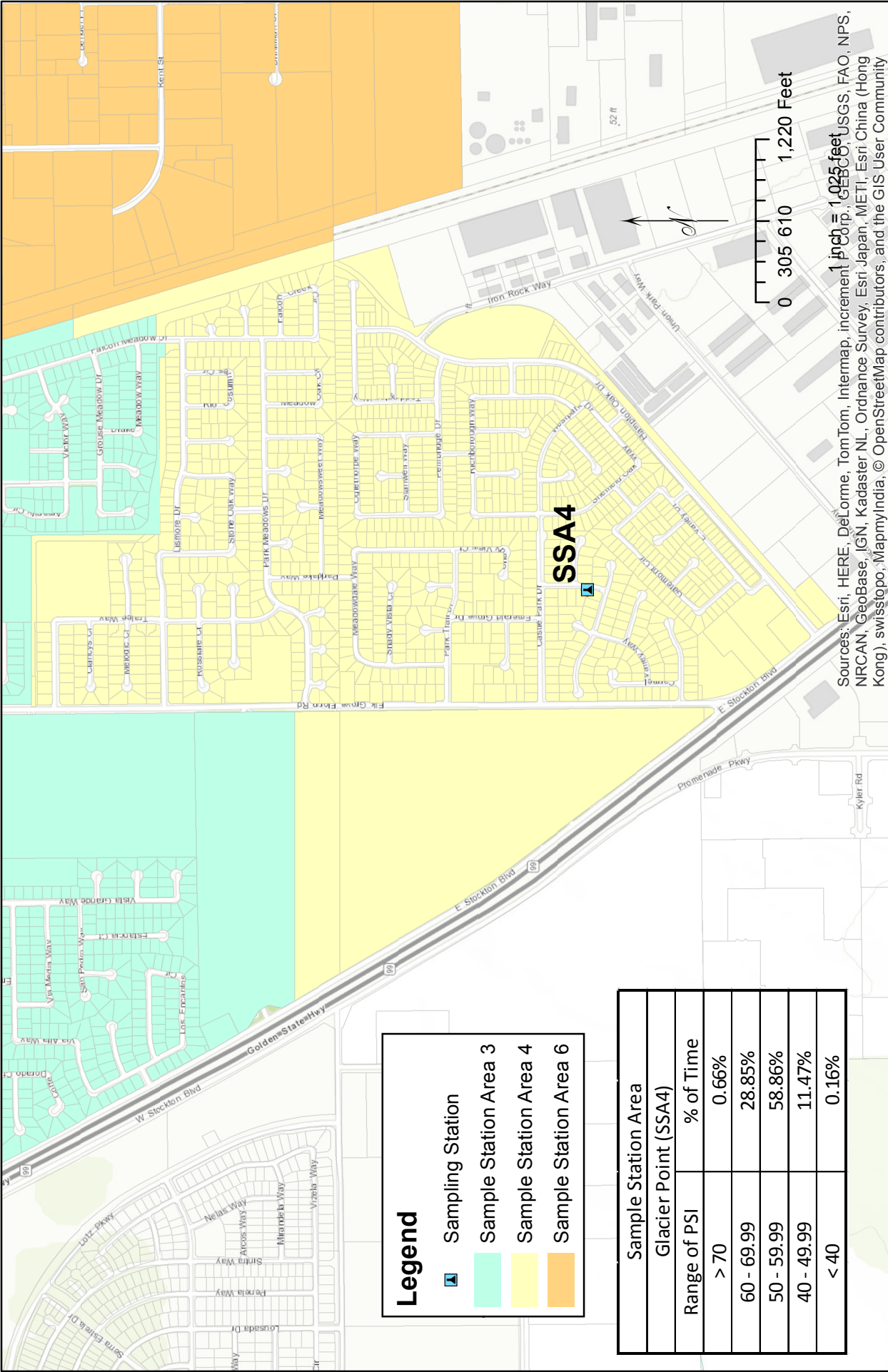
Note: Sample Station takes a reading every 5 minutes.

August 2017

Elk Grove Water District
System Pressure Monitoring



Projected Coordinate System:
NAD 83 State Plane CA II FIPS 0402
Source: EGWD GIS database
Created by: Travis Franklin
September 6, 2017



1 inch = 1,025 feet
 Sources: Esri, HERE, DeLorme, TomTom, Intermap, increment Corp., GEBCO, USGS, FAO, NPS, NRCAN, GeoBase, IGN, Kadaster NL, Ordnance Survey, Esri Japan, METI, Esri China (Hong Kong), swisstopo, MapmyIndia, © OpenStreetMap contributors, and the GIS User Community

Legend

- Sampling Station
- Sample Station Area 3
- Sample Station Area 4
- Sample Station Area 6

Sample Station Area	Glacier Point (SSA4)	Range of PSI	% of Time
		> 70	0.66%
		60 - 69.99	28.85%
		50 - 59.99	58.86%
		40 - 49.99	11.47%
		< 40	0.16%



Elk Grove Water District

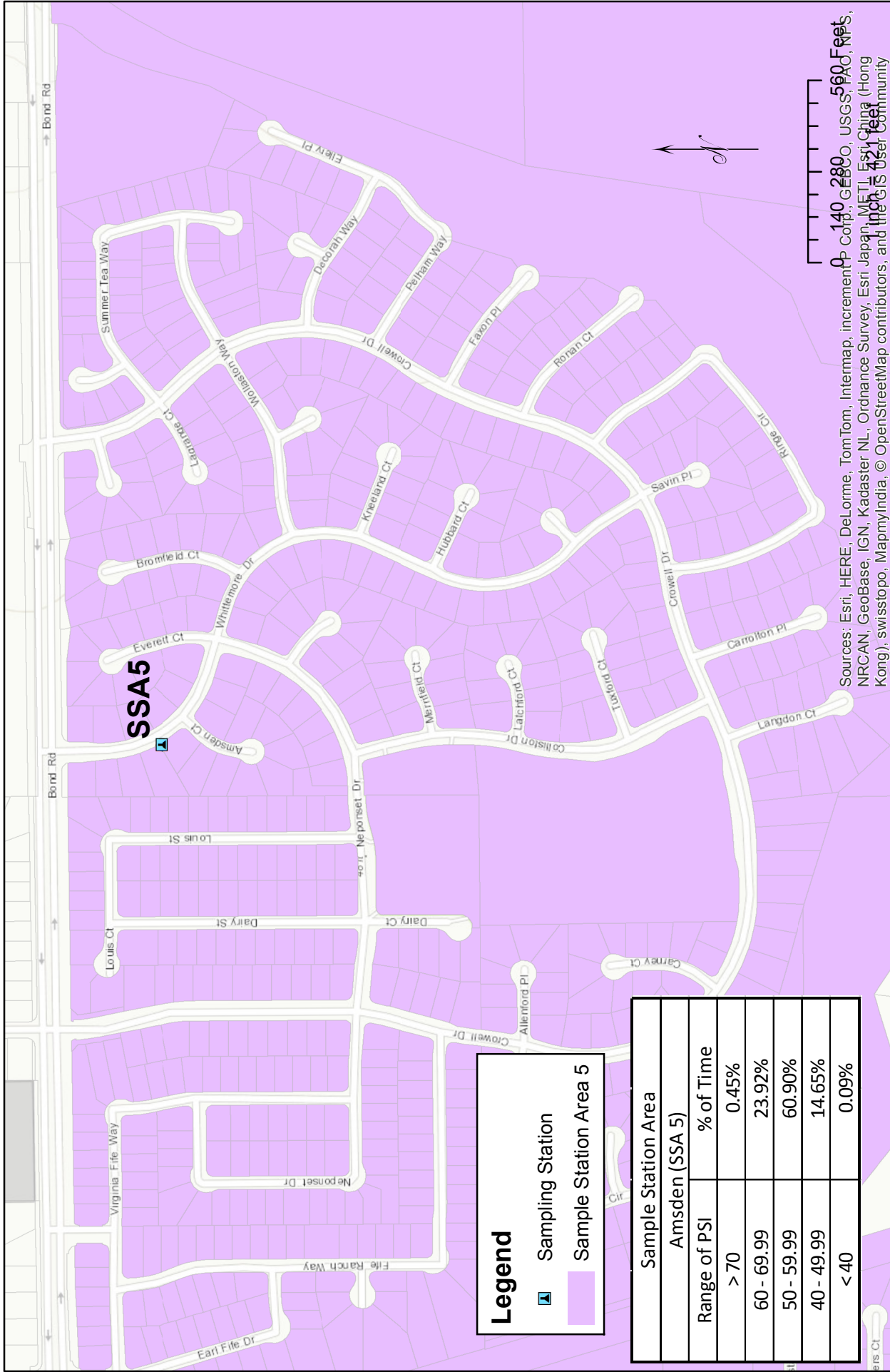
System Pressure Monitoring

Projected Coordinate System:
 NAD 83 State Plane CA II FIPS 0402
 Source: EGWD GIS database
 Created by: Travis Franklin
 September 6, 2017

Sample Station #4

Note: Sample Station takes a reading every 5 minutes.

August 2017



Legend

- Sampling Station
- Sample Station Area 5

Sample Station Area	
Amsden (SSA 5)	
Range of PSI	% of Time
> 70	0.45%
60 - 69.99	23.92%
50 - 59.99	60.90%
40 - 49.99	14.65%
< 40	0.09%



Elk Grove Water District

System Pressure Monitoring

Sample Station #5

Notes: Sample Station takes a reading every 5 minutes.

August 2017

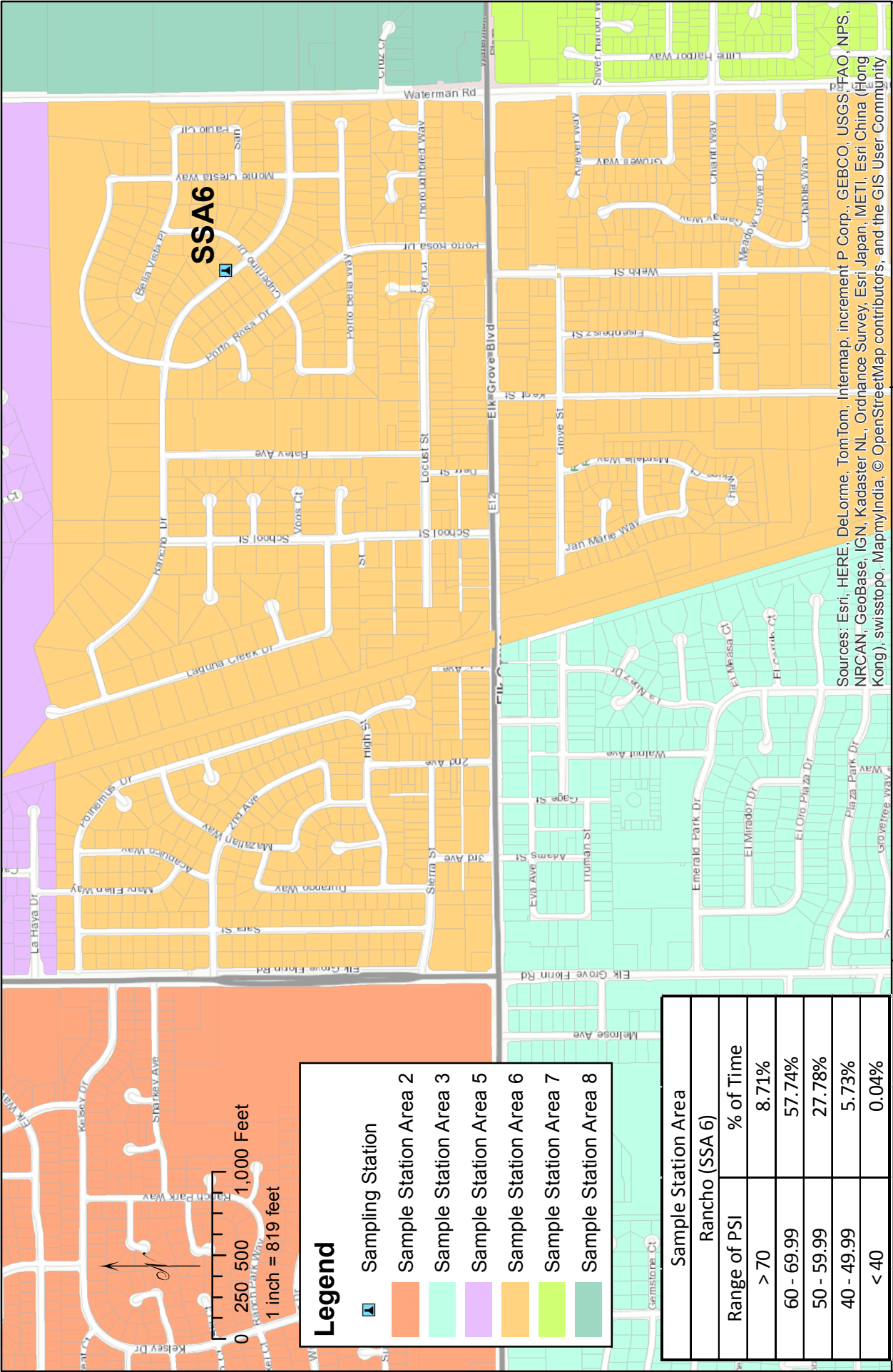
Sources: Esri, HERE, DeLorme, TomTom, Intermap, increment P Corp., GEBCO, USGS, Aero, FRS, NRCAN, GeoBase, IGN, Kadaster NL, Ordnance Survey, Esri Japan, METI, Esri China (Hong Kong), swisstopo, MapmyIndia, © OpenStreetMap contributors, and the GIS User Community

0 140 280 560 Feet

Projected Coordinate System:
 NAD 83 State Plane CA II FIPS 0402

Source: EGWD GIS database

Created by: Travis Franklin
 September 6, 2017



Sources: Esri, HERE, DeLorme, TomTom, Intermap, increment P Corp., GEBCO, USGS, FAO, NPS, NRCAN, GeoBase, IGN, Kadaster NL, Ordnance Survey, Esri Japan, METI, Esri China (Hong Kong), swisstopo, MapmyIndia, © OpenStreetMap contributors, and the GIS User Community

Sample Station Area	Range of PSI	% of Time
Sample Station Area 2	> 70	8.71%
Sample Station Area 3	60 - 69.99	57.74%
Sample Station Area 5	50 - 59.99	27.78%
Sample Station Area 6	40 - 49.99	5.73%
Sample Station Area 7	< 40	0.04%
Sample Station Area 8		

Sample Station Area	Range of PSI	% of Time
Rancho (SSA 6)	> 70	8.71%
	60 - 69.99	57.74%
	50 - 59.99	27.78%
	40 - 49.99	5.73%
	< 40	0.04%



Elk Grove Water District
System Pressure Monitoring

Projected Coordinate System:
NAD 83 State Plane CA II FIPS 0402

Source: EGWD GIS database

Created by: Travis Franklin
September 6, 2017

Sample Station #6

Note: Sample Station takes a reading every 5 minutes.

August 2017



Legend

- Sampling Station
- Sample Station Area 6
- Sample Station Area 7
- Sample Station Area 8
- Sample Station Area 10

Sample Station Area	Mainline (SSA 7)
Range of PSI	% of Time
> 70	0.00%
60 - 69.99	69.95%
50 - 59.99	30.03%
40 - 49.99	0.01%
< 40	0.00%

Sources: Esri, HERE, DeLorme, TomTom, Intermap, increment P Corp., GEBCO, USGS, FAO, NPS, NRCAN, GeoBase, IGN, Kadaster NL, Ordnance Survey, Esri Japan, METI, Esri China (Hong Kong), swiss topo, MapmyIndia, © OpenStreetMap contributors, and the GIS User Community



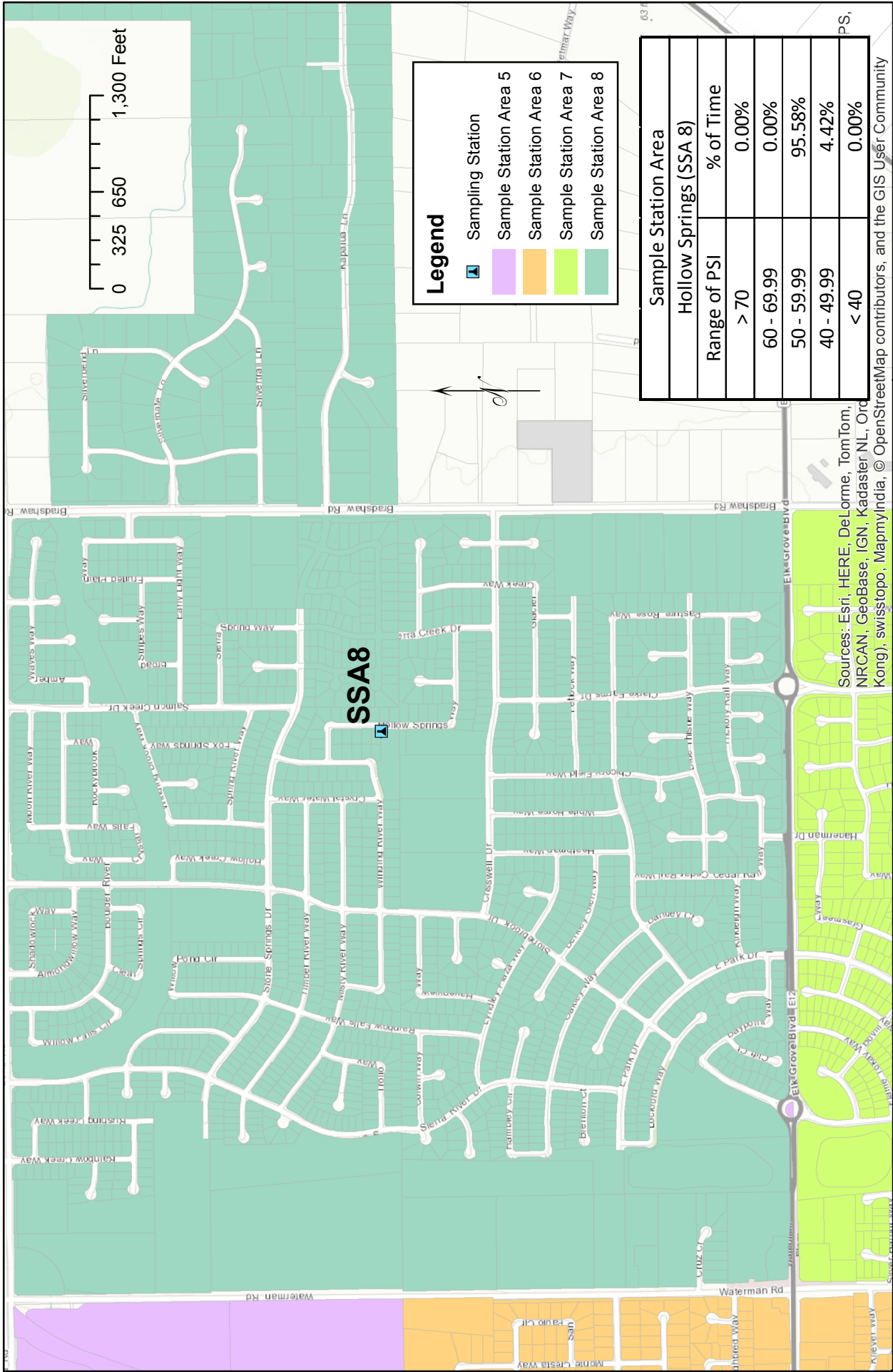
Elk Grove Water District
System Pressure Monitoring

Projected Coordinate System:
NAD 83 State Plane CA II FIPS 0402
Source: EGWD GIS database
Created by: Travis Franklin
September 6, 2017

Sample Station #7

Note: Sample Station takes a reading every 5 minutes.

August 2017



Legend

- Sampling Station
- Sample Station Area 5
- Sample Station Area 6
- Sample Station Area 7
- Sample Station Area 8

Sample Station Area	
Hollow Springs (SSA 8)	
Range of PSI	% of Time
> 70	0.00%
60 - 69.99	0.00%
50 - 59.99	95.58%
40 - 49.99	4.42%
< 40	0.00%

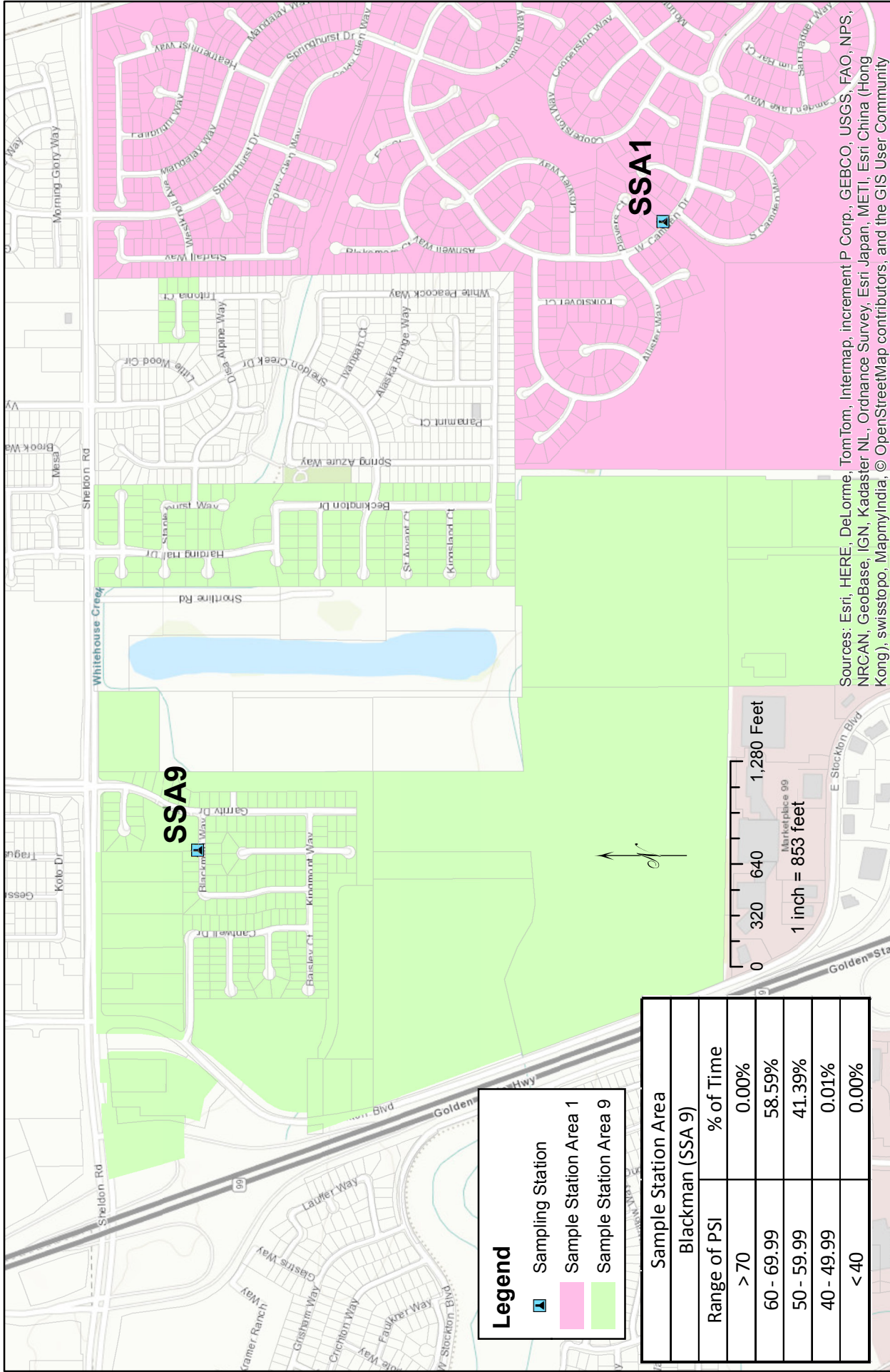
Sources: Esri, HERE, DeLorme, TomTom, NRCAN, GeoBase, IGN, Kadaster NL, Ordnance Survey, Esri, Swisstopo, MapmyIndia, © OpenStreetMap contributors, and the GIS User Community

Sample Station #8
 Note: Sample Station takes a reading every 5 minutes.
 August 2017

Elk Grove Water District
 System Pressure Monitoring



Projected Coordinate System:
 NAD 83 State Plane CA II FIPS 0402
 Source: EGWD GIS database
 Created by: Travis Franklin
 September 6, 2017



Legend

- Sampling Station
- Sample Station Area 1
- Sample Station Area 9

Sample Station Area	Blackman (SSA 9)	Range of PSI	% of Time
> 70			0.00%
60 - 69.99			58.59%
50 - 59.99			41.39%
40 - 49.99			0.01%
< 40			0.00%

Sample Station #9

Note: Sample Station takes a reading every 5 minutes.

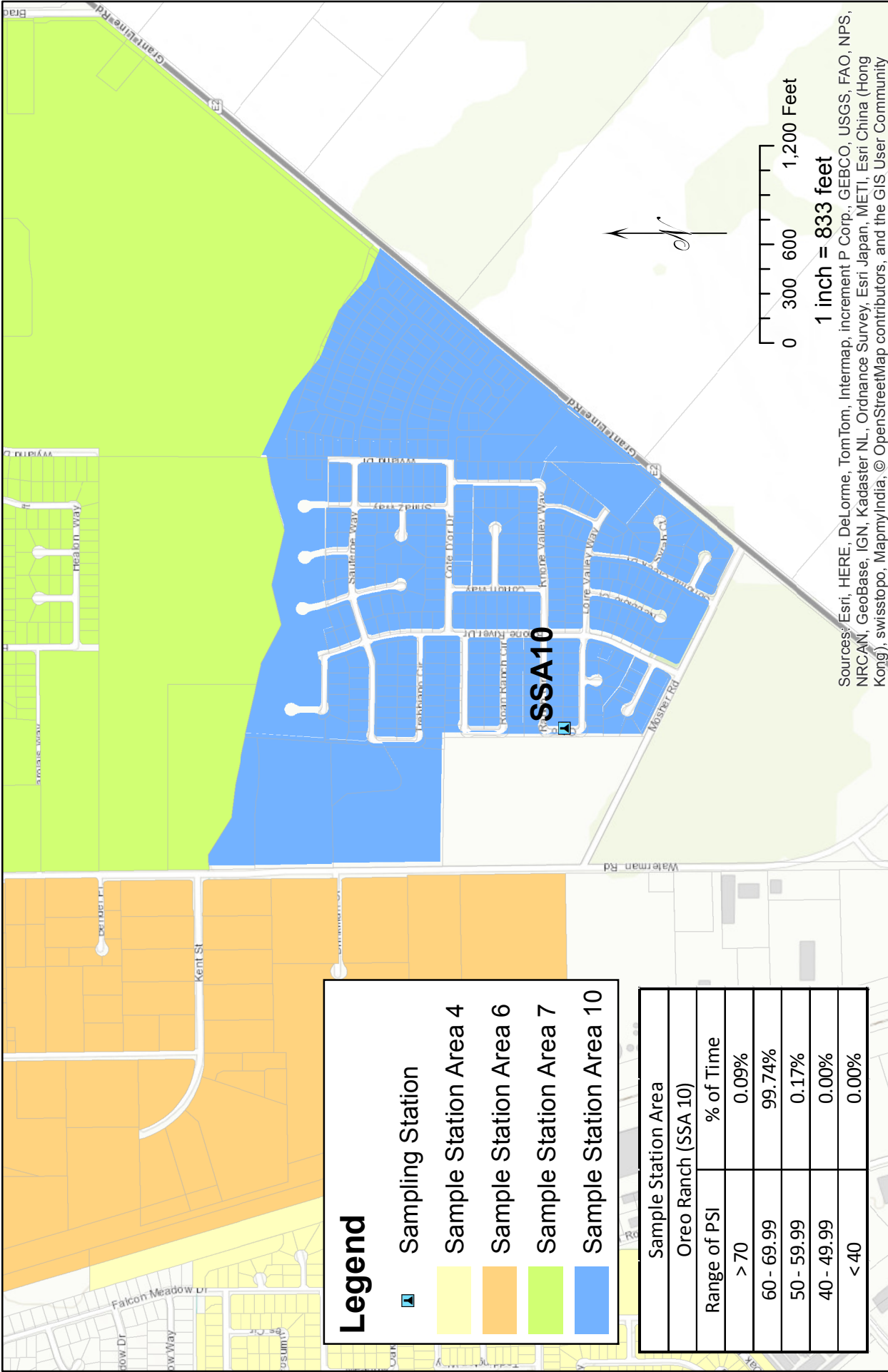
August 2017








Elk Grove Water District
System Pressure Monitoring

Projected coordinate system:
NAD 83 State Plane CA II FIPS 0402
Source: EGWD GIS database
Created by: Travis Franklin
September 6, 2017

Sources: Esri, HERE, DeLorme, TomTom, Intermap, increment P Corp., GEBCO, USGS, FAO, NPS, NRCAN, GeoBase, IGN, Kadaster NL, Ordnance Survey, Esri Japan, METI, Esri China (Hong Kong), swisstopo, MapmyIndia, © OpenStreetMap contributors, and the GIS User Community



Legend


-  Sampling Station
-  Sample Station Area 4
-  Sample Station Area 6
-  Sample Station Area 7
-  Sample Station Area 10

Sample Station Area	
Oreo Ranch (SSA 10)	
Range of PSI	% of Time
> 70	0.09%
60 - 69.99	99.74%
50 - 59.99	0.17%
40 - 49.99	0.00%
< 40	0.00%

Sample Station #10

Note: Sample Station takes a reading every 5 minutes.

August 2017



Elk Grove Water District
System Pressure Monitoring

Projected Coordinate System:
NAD 83 State Plane CA II FIPS 0402

Source: EGWD GIS database

Created by: Travis Franklin

September 6, 2017

Sources: Esri, HERE, DeLorme, TomTom, Intermap, increment P Corp., GEBCO, USGS, FAO, NPS, NRCAN, GeoBase, IGN, Kadaster NL, Ordnance Survey, Esri Japan, METI, Esri China (Hong Kong), swisstopo, MapmyIndia, © OpenStreetMap contributors, and the GIS User Community



1 inch = 833 feet



September 20, 2017

TO: Chairperson and Directors of the Florin Resource Conservation District
FROM: Bruce M. Kamilos, Assistant General Manager
SUBJECT: **TRUCK PURCHASE FOR REPLACEMENT OF TRUCK #302**

RECOMMENDATION

It is recommended that the Florin Resource Conservation District Board of Directors approve a motion authorizing the General Manager to execute a purchase order, in the amount \$61,321.64 (including tax and license), with Corning Ford to purchase a 1-ton truck to replace Truck #302.

SUMMARY

The replacement of Truck #302 was approved in the Fiscal Year 2017-18 Capital Improvement Program (FY 2017-18 CIP). Per the Florin Resource Conservation District's (FRCD) Policy No. 3, Purchases of Goods and Services from Outside Vendors, a competitive bidding process was used to acquire three (3) bids for a 1-ton truck with utility box. The lowest priced, qualified, responsible bidder is Corning Ford with a bid amount of \$61,321.64.

This action, if approved, would authorize the General Manager to execute a purchase order in the amount \$61,321.64 with Corning Ford for the purchase of a 1-ton truck with a utility box.

DISCUSSION

Background

Truck #302 is a 2006 Chevrolet 1 ton that is 11-years old with 37,832 city miles. The Elk Grove Water District's (EGWD) Asset Management Plan tracks the age of trucks in EGWD's vehicle and equipment fleet, and sets a 10-year replacement cycle on all work trucks.

TRUCK PURCHASE FOR REPLACEMENT OF TRUCK #302

Page 2

Present Situation

FRCD's Policy No. 3, Purchases of Goods and Services from Outside Vendors, requires that major purchases of items costing more than \$50,000 be competitively bid and approved by the FRCD Board of Directors. Three (3) bids were obtained for a 1-ton truck with utility box and crane. The lowest priced, qualified, responsible bidder is Corning Ford. The bids are summarized below and represent the amounts including tax and license.

	<u>Company Name</u>	<u>Bid Amount</u>
1	Corning Ford	\$61,321.64
2	Downtown Ford	\$61,426.72
3	Harrold Ford	\$61,715.21

ENVIRONMENTAL CONSIDERATIONS

There are no environmental considerations associated with the purchase of the truck.

STRATEGIC PLAN CONFORMITY

The recommendation made in this staff report conforms to the FRCD/EGWD's 2012-2017 Strategic Plan. The Strategic Plan, under the Asset Management section, identifies that each piece of equipment has a life expectancy for which its replacement shall be planned for and carried out.

FINANCIAL SUMMARY

The financial impact of purchasing the 1-ton truck with utility box is \$61,321.64 including tax and license. The FY 2017-18 CIP budgeted \$100,000 for the replacement of Truck #302.

Respectfully submitted,



BRUCE M. KAMILOS
ASSISTANT GENERAL MANAGER

September 20, 2017

TO: Chairperson and Directors of the Florin Resource Conservation District
FROM: Stefani Phillips, Human Resource Administrator
SUBJECT: **ELK GROVE WATER DISTRICT 2014 EMPLOYEE POLICY MANUAL
AMENDMENT – GROUP MEDICAL PREMIUMS**

RECOMMENDATION

It is recommended that the Florin Resource Conservation District Board of Directors adopt Resolution No. 09.20.17.01 amending Section 5.6.2 Group Medical Premiums of the Elk Grove Water District Employee Policy Manual.

Summary

Staff has reviewed the Group Medical Premiums policy contained in the Elk Grove Water District (EGWD) Employee Policy and is recommending that Section 5.6.2 Group Medical Premiums be amended to completely eliminate the employees' option to opt-out of EGWD medical plans.

By this action, the Board would adopt Resolution No. 09.20.17.01 amending Section 5.6.2 Group Medical Premiums of the EGWD Employee Policy Manual.

DISCUSSION

Background

The EGWD had a component in the Group Medical Premiums policy that allowed employees to opt-out of medical benefits dating back many years. At the June 25, 2014 Regular Board Meeting, the Board amended Section 5.6.2 Group Medical Premiums to eliminate the Opt-out of medical component (Cash-in-lieu of medical benefits) to anyone hired after June 25, 2014. The amendment also provided an exception to those employees, who had provided proof of insurance of coverage by a spouse's plan by June 25, 2014. Three individuals were grandfathered at that time and receive a Cash-in-Lieu of medical benefit of \$700 (Attachment 1) per month.

Present Situation

In July, staff learned of a recent court case clarifying an old law regarding Cash-in-Lieu of medical benefits. The case was centered on the issue of whether the Fair Labor

**ELK GROVE WATER DISTRICT 2014 EMPLOYEE POLICY MANUAL AMENDMENT
– GROUP MEDICAL PREMIUMS**

Page 2

Standards Act (FLSA) required cash payments made in lieu of health benefits into its regular rate calculation for overtime pay purposes. The court's decision provided that such payments (Cash-in-lieu of medical benefits) must be included in the regular rate of pay for calculating overtime under the FLSA.

After learning the court's decision, staff reviewed Section 5.6.2 Group Medical Premiums and discovered three disparities.

First, employees who opt-out of medical benefits currently receive \$700 per month for Cash-in-Lieu of medical benefits, which is factored into their regular rate of pay for purposes of calculating any overtime they may work. This causes a disparity among employees who are in the same position. Second, EGWD cannot enroll in the Incentive Plan through Association of California Water Agencies (ACWA)/Joint Powers Authority (JPIA) unless all employees are enrolled in an EGWD offered health plan. Therefore, the other employees are not able to enjoy lower costing plans. The third disparity is that employees who are in the same position, but who are not married (thereby not able to be on a spouses plan), would not be able to enjoy the Cash-in-Lieu of medical benefits if it was a policy.

In light of the disparities listed, staff is recommending that Section 5.6.2 Group Medical Premiums be amended by completely eliminating the option to opt-out and require all employees to enroll in an EGWD medical plan (Attachment 2).

ENVIRONMENTAL CONSIDERATIONS

There are no direct environmental considerations associated with this report.

STRATEGIC PLAN CONFORMITY

Development and distribution of an employee manual indirectly relates to the 2012-2017 Strategic Plan goals of Workforce Development, Customer Service and Business Practices. An employee manual also constitutes administrative policies and the Board is required to formulate and approve these policies per the FRCD Board By-Laws adopted by Resolution No. 02.24.10.02.

September 20, 2017

**ELK GROVE WATER DISTRICT 2014 EMPLOYEE POLICY MANUAL AMENDMENT
– GROUP MEDICAL PREMIUMS**

Page 3

FINANCIAL SUMMARY

The proposed amendment would increase EGWD's medical benefits by approximately \$49,000. Staff does not propose to amend the EGWD FY 2017-18 Operating Budget at this time.

Respectfully Submitted,



STEFANI PHILLIPS,
HUMAN RESOURCE ADMINISTRATOR

Attachments

5.6.2 Group Medical Premiums

For all employees who had submitted proof of group coverage, provided by a spouse through their employer by June 30, 2014 and are solely covered by their spouse's health plan are paid \$700 per month by EGWD. This opt-out pay is not offered to employees hired after June 30, 2014. The Internal Revenue Service (IRS) considers this a taxable benefit and, as such, EGWD is required to report appropriately on an employee's W-2 form.

Except as provided under EGWD's pregnancy disability leave policy, EGWD will not pay for an employee's group medical insurance premium during an unpaid leave of absence or while on disability leave. In such cases, the employee may reimburse EGWD for the premium (which may include an administration fee) or obtain a direct pay authorization.

5.6.2 Group Medical Premiums

All employees are required to enroll in a medical insurance plan offered by EGWD.

Except as provided under EGWD's pregnancy disability leave policy, EGWD will not pay for an employee's group medical insurance premium during an unpaid leave of absence or while on disability leave. In such cases, the employee may enroll in COBRA.

RESOLUTION NO. 09.20.17.01

**A RESOLUTION OF THE FLORIN RESOURCE
CONSERVATION DISTRICT BOARD OF DIRECTORS
AMENDING SECTION 5.6.2 OF THE 2014
ELK GROVE WATER DISTRICT EMPLOYEE POLICY MANUAL**

WHEREAS, the Group Medical Premiums policy provides the employees a direction to follow regarding Elk Grove Water District (EGWD) medical benefits; and

WHEREAS, the Opt-out of medical component was eliminated in the Group Medical Premiums policy effective June 25, 2014; and

WHEREAS, the Group Medical Premiums policy grandfathered employees, who opted-out of medical and submitted proof of coverage with a spouse, by June 25, 2014; and

WHEREAS, the Group Medical Premiums policy does not provide that all employees shall enroll in a medical plan offered by EGWD; and

WHEREAS, the District's Board of Directors wishes to amend the policy contained in the Manual to completely eliminate the Opt-out of medical component and require all employees to enroll in a medical plan offered by EGWD.

NOW, THEREFORE, BE IT RESOLVED by the Florin Resource Conservation District Board of Directors that:

Section 1. 5.6.2 Group Medical Premiums is hereby amended and reads, in its entirety, as follows:

5.6.2 Group Medical Premiums

All employees are required to enroll in a medical insurance plan offered by EGWD.

Except as provided under EGWD's pregnancy disability leave policy, EGWD will not pay for an employee's group medical insurance premium during an unpaid leave of absence or while on disability leave. In such cases, the employee may enroll in COBRA

Section 2. The Secretary to the Board shall certify to the passage and adoption of this resolution and the same shall take effect and be in force upon its adoption.

PASSED AND ADOPTED by the Board of Directors of the Florin Resource Conservation District on this 20th day of September 2017 by the following vote:

AYES:
NOES:
ABSTAIN:
ABSENT:

Tom Nelson, Chairperson

ATTEST:

Stefani Phillips, Board Secretary

September 20, 2017

TO: Chairperson and Directors of the Florin Resource Conservation District

FROM: Stefani Phillips, Human Resource Administrator

SUBJECT: **ELK GROVE WATER DISTRICT 2014 EMPLOYEE POLICY MANUAL AMENDMENT – RETIREMENT BENEFITS**

RECOMMENDATION

It is recommended that the Florin Resource Conservation District Board of Directors adopt Resolution No. 09.20.17.02 amending Section 5.6.3 Post Retirement Benefits and Section 5.6.4 Retirement Disability Benefits of the Elk Grove Water District Employee Policy Manual.

Summary

Staff has reviewed the Post Retirement Benefits (PRB) contained in the Elk Grove Water District (EGWD) Employee Policy Manual and is recommending several changes to amend the current policy. Changes include the addition of surviving spouse benefits, and compensation for retired employees for healthcare benefits in the event they change geographical locations. The policy was also enhanced to provide essential guidance on the processes and requirements for PRB. The processes and requirements were carried into the Retirement Disability Benefits for consistency.

By this action, the Board would adopt Resolution No. 09.20.17.02 amending Section 5.6.3 Post Retirement Benefits and Section 5.6.4 Retirement Disability Benefits of the EGWD Employee Policy Manual.

DISCUSSION

Background

At the Association of California Water Agencies (ACWA) Fall Conference in December of 2017, staff and Chairperson Tom Nelson learned of changes being made by ACWA/Joint Powers Insurance Authority (JPIA) to the ACWA/JPIA guidelines for retirement health benefits and surviving spouse benefits. This prompted discussions about the possibility of adding surviving spouse benefits to Section 5.6.3 Post Retirement Benefits as well as other potential modifications. Additionally, Section 5.6.4 Retirement Disability Benefits was updated with modifications keep consistency between the policies (Attachment 1).

**ELK GROVE WATER DISTRICT 2014 EMPLOYEE POLICY MANUAL AMENDMENT
– RETIREMENT BENEFITS**

Page 2

Present Situation

Staff has prepared recommended changes to Section 5.6.3 Post Retirement Benefits and Section 5.6.4 Retirement Disability Benefits (Attachment 2). Section 5.6.3 Post Retirement Benefits includes the addition of surviving spouse benefits and updating the maximum monthly contributions. Both sections have been enhanced by offering reimbursement for premium costs to retired employees who move outside of their health benefits service area; and providing guidance on the processes and requirements associated with the retirement benefits.

ENVIRONMENTAL CONSIDERATIONS

There are no direct environmental considerations associated with this report.

STRATEGIC PLAN CONFORMITY

Development and distribution of an employee manual indirectly relates to the 2012-2017 Strategic Plan goals of Workforce Development, Customer Service and Business Practices. An employee manual also constitutes administrative policies and the Board is required to formulate and approve these policies per the FRCD Board By-Laws adopted by Resolution No. 02.24.10.02.

FINANCIAL SUMMARY

The proposed amendment will cost the District approximately an additional \$10,900 annually for Other Post-Employment Benefits (OPEB). Staff does not propose to amend the EGWD FY 2017-18 Operating Budget at this time.

Respectfully Submitted,



STEFANI PHILLIPS,
HUMAN RESOURCE ADMINISTRATOR

Attachments

5.6.2 Group Medical Premiums

For all employees who had submitted proof of group coverage, provided by a spouse through their employer by June 30, 2014 and are solely covered by their spouse's health plan are paid \$700 per month by EGWD. This opt-out pay is not offered to employees hired after June 30, 2014. The Internal Revenue Service (IRS) considers this a taxable benefit and, as such, EGWD is required to report appropriately on an employee's W-2 form.

Except as provided under EGWD's pregnancy disability leave policy, EGWD will not pay for an employee's group medical insurance premium during an unpaid leave of absence or while on disability leave. In such cases, the employee may reimburse EGWD for the premium (which may include an administration fee) or obtain a direct pay authorization.

5.6.3 Post Retirement Benefits

EGWD pays a portion of the group medical, dental, and vision insurance premiums for each eligible employee and spouse or registered domestic partner retiring within 120 days of separation from EGWD. Eligibility is based on an employee reaching 55 years of age and having fifteen years continuous service with EGWD. Health Benefits with EGWD continue for a spouse upon death of the Retired Employee. In the event that the Surviving Spouse obtains additional medical coverage, aside from Medicare, the medical benefit provided by EGWD will be terminated.

As of the 2017 – 2018 the maximum monthly contribution (Cap) are as follows:

- \$1,633.02 for a Retired Employee plus spouse (Two-Party)
- \$823.14 for a Retired Employee only or Surviving Spouse only (Single)

In future years, EGWD's Cap will increase by 2% per year. Medical plan coverage shall be in accordance with the terms of the medical insurance plan.

Employees hired before October 28, 2009 had a one-time option to stay with the policy in place at that time (employee reaching 55 years of age, five years of continuous service with EGWD, and retiring with medical only) or electing the new policy (employee reaching 55 years of age, having fifteen years of continuous service with EGWD, retiring with medical, and adding dental, and vision to their retirement health benefits).

OPEN ENROLLMENT: Retired employees will be offered the same retirement health coverages as currently offered to active employees. The option selected by the employee, at the time of retirement, will be the option-in-force until the following Open Enrollment. Retired employees will be offered the right to change plans during annual Open Enrollment. Elections made during the Open Enrollment period, typically in November, remain in force for the duration of the following calendar year with one exception. If the retirement occurs after the close of Open Enrollment but before January 1, a new plan election may be made to take effect January 1.

PREMIUM PAYMENTS: Premium payments are due and payable to EGWD by the first of the month. A maximum 30-day grace period follows the due date. Non-payment of premiums may result in elimination from the plans. If eliminated, the Retired Employee may continue to participate only for the period mandated by COBRA and only if the premiums are paid.

MEDICARE: If eligible for Medicare, Retired Employees are required to enroll in Part A and B. The Retired Employee pays Part B premiums directly to Medicare. In addition, the Retired Employee and spouse will be automatically signed up for Medicare Part D. The Retired Employee pays Part D premiums. Premiums are determined by Medicare and are published on an annual basis.

CHANGE IN GEOGRAPHIC LOCATION: Retired Employees, who do not live within service areas of EGWD's health plan providers, may receive reimbursement for health insurance premiums paid. Upon receipt of proof of address outside of the service areas of EGWD's health plans, proof of insurance coverage and a billing itemizing premium payments, EGWD will reimburse the Retired Employees quarterly, in a dollar amount equal to the actual premium amounts paid, but not to exceed EGWD's Cap (Single or Two-Party) for medical and for the dental and vision premiums in place each year. The reimbursement shall occur at the end of each quarter and it is the Retired Employees responsibility to submit the required paperwork.

NOTE: Once the Retired Employee leaves EGWD's health plans, they are ineligible to return.

5.6.4 Retirement Disability Benefits

EGWD provides retirement disability benefits to assist those qualified employees who have reached fifty years of age or older and who are retired due to disability. EGWD provides 75% of its maximum contribution, at the level provided at the time of the disability's certification, toward continued group medical insurance coverage for the retiree and the retiree's eligible dependents. This coverage will continue for up to 15 years.

To qualify, employees must be:

- Regularly eligible for medical benefits
- Employed by EGWD as a regular full time employee for no fewer than three years
- Age 50 or older and have retired due to disability

A doctor's certificate establishing eligibility for retirement disability is required. The certification must contain: the date, if known, that the condition began, the probable duration of the condition, and a statement that, due to the condition, the retiree became unable to work at all or unable to perform any one or more of the position's essential duties. Claims for this benefit must be processed through the Human Resources Specialist and approved by the General Manager.

OPEN ENROLLMENT: Retired employees will be offered the same retirement health coverages as currently offered to active employees. The option selected by the employee, at the time of retirement, will be the option-in-force until the following Open Enrollment. Retired employees will be offered the right to change plans during annual Open Enrollment. Elections made during the Open Enrollment period, typically in November, remain in force for the duration of the following calendar year with one exception. If the retirement occurs after the close of Open Enrollment but before January 1, a new plan election may be made to take effect January 1.

PREMIUM PAYMENTS: Premium payments are due and payable to EGWD by the first of the month. A maximum 30-day grace period follows the due date. Non-payment of premiums may result in elimination from the plans. If eliminated, the Retired Employee may continue to participate only for the period mandated by COBRA and only if the premiums are paid.

MEDICARE: If eligible for Medicare, Retired Employees are required to enroll in Part A and B. The Retired Employee pays Part B premiums directly to Medicare. In addition, the Retired Employee and spouse will be automatically signed up with Medicare Part D. The Retired Employee pays Part D premiums. Premiums are determined by Medicare and are published on an annual basis.

CHANGE IN GEOGRAPHIC LOCATION: Retired Employees, who do not live within service areas of EGWD's health plan providers, may receive reimbursement for health insurance premiums paid. Upon receipt of proof of address outside of the service areas of EGWD's health plans, proof of insurance coverage and a billing itemizing premium payments, EGWD will reimburse the Retired Employees quarterly, in a dollar amount equal to the actual premium amounts paid, but not to exceed EGWD's Cap (Single or Two-Party) for medical and for the dental and vision premiums in place each year. The reimbursement shall occur at the end of each quarter and it is the Retired Employees responsibility to submit the required paperwork.

NOTE: Once the Retired Employee leaves EGWD's health plans, they are ineligible to return.

RESOLUTION NO. 09.20.17.02

**A RESOLUTION OF THE FLORIN RESOURCE
CONSERVATION DISTRICT BOARD OF DIRECTORS
AMENDING SECTION 5.6.3 POST RETIREMENT BENEFITS
AND SECTION 5.6.4 RETIREMENT DISABILITY BENEFITS OF
THE ELK GROVE WATER DISTRICT EMPLOYEE POLICY MANUAL**

WHEREAS, the Post Retirement Benefits policy as well as the Disability Retirement policy provides a description of benefits to be received and a qualifying criteria that an employee must meet in order to receive said benefits; and

WHEREAS, the Post Retirement Benefits policy does not allow surviving spouse health benefits; and

WHEREAS, the Post Retirement Benefits policy and the Disability Retirement Benefits policy does not provide a process and requirements for employees to follow for post retirement health benefits; and

WHEREAS, the District's Board of Directors wishes to amend the Post Retirement Benefits policy to include surviving spouse benefits; and

WHEREAS, the District's Board of Directors wishes to amend both the Post Retirement Benefits policy and the Disability Retirement Policy to include reimbursement for premium costs to retired employees who move outside of their health benefits service area; and to provide guidance on the processes and requirements associated with retirement benefits.

NOW, THEREFORE, BE IT RESOLVED by the Florin Resource Conservation District Board of Directors that:

Section 1. 5.6.3 Post Retirement Benefits is hereby amended and reads, in its entirety, as follows:

5.6.3 Post Retirement Benefits

EGWD pays a portion of the group medical, dental, and vision insurance premiums for each eligible employee and spouse or registered domestic partner retiring within 120 days of separation from EGWD. Eligibility is based on an employee reaching 55 years of age and having fifteen years continuous service with EGWD. Health Benefits with EGWD continue for a spouse upon death of the Retired Employee. In the event that the Surviving Spouse obtains additional medical coverage, aside from Medicare, the medical benefit provided by EGWD will be terminated.

As of the 2017 – 2018 the maximum monthly contribution (Cap) are as follows:

- \$1,633.02 for a Retired Employee plus spouse (Two-Party)
- \$823.14 for a Retired Employee only or Surviving Spouse only (Single)

In future years, EGWD's Cap will increase by 2% per year. Medical plan coverage shall be in accordance with the terms of the medical insurance plan.

Employees hired before October 28, 2009 had a one-time option to stay with the policy in place at that time (employee reaching 55 years of age, five years of continuous service with EGWD, and retiring with medical only) or electing the new policy (employee reaching 55 years of age, having fifteen years of continuous service with EGWD, retiring with medical, and adding dental, and vision to their retirement health benefits).

OPEN ENROLLMENT: Retired employees will be offered the same retirement health coverages as currently offered to active employees. The option selected by the employee, at the time of retirement, will be the option-in-force until the following Open Enrollment. Retired employees will be offered the right to change plans during annual Open Enrollment. Elections made during the Open Enrollment period, typically in November, remain in force for the duration of the following calendar year with one exception. If the retirement occurs after the close of Open Enrollment but before January 1, a new plan election may be made to take effect January 1.

PREMIUM PAYMENTS: Premium payments are due and payable to EGWD by the first of the month. A maximum 30-day grace period follows the due date. Non-payment of premiums may result in elimination from the plans. If eliminated, the Retired Employee may continue to participate only for the period mandated by COBRA and only if the premiums are paid.

MEDICARE: If eligible for Medicare, Retired Employees are required to enroll in Part A and B. The Retired Employee pays Part B premiums directly to Medicare. In addition, the Retired Employee and spouse will be automatically signed up for Medicare Part D. The Retired Employee pays Part D premiums. Premiums are determined by Medicare and are published on an annual basis.

CHANGE IN GEOGRAPHIC LOCATION: Retired Employees, who do not live within service areas of EGWD's health plan providers, may receive reimbursement for health insurance premiums paid. Upon receipt of proof of address outside of the service areas of EGWD's health plans, proof of insurance coverage and a billing itemizing premium payments, EGWD will reimburse the Retired Employees quarterly, in a dollar amount equal to the actual premium amounts paid, but not to exceed EGWD's Cap (Single or Two-Party) for medical and for the dental and vision premiums in place each year. The reimbursement shall occur at the end of

each quarter and it is the Retired Employees responsibility to submit the required paperwork.

NOTE: Once the Retired Employee leaves EGWD's health plans, they are ineligible to return.

Section 2. 5.6.4 Retirement Disability Benefits is hereby amended and reads, in its entirety, as follows:

5.6.4 Retirement Disability Benefits

EGWD provides retirement disability benefits to assist those qualified employees who have reached fifty years of age or older and who are retired due to disability. EGWD provides 75% of its maximum contribution, at the level provided at the time of the disability's certification, toward continued group medical insurance coverage for the retiree and the retiree's eligible dependents. This coverage will continue for up to 15 years.

To qualify, employees must be:

- Regularly eligible for medical benefits
- Employed by EGWD as a regular full time employee for no fewer than three years
- Age 50 or older and have retired due to disability

A doctor's certificate establishing eligibility for retirement disability is required. The certification must contain: the date, if known, that the condition began, the probable duration of the condition, and a statement that, due to the condition, the retiree became unable to work at all or unable to perform any one or more of the position's essential duties. Claims for this benefit must be processed through the Human Resources Specialist and approved by the General Manager.

OPEN ENROLLMENT: Retired employees will be offered the same retirement health coverages as currently offered to active employees. The option selected by the employee, at the time of retirement, will be the option-in-force until the following Open Enrollment. Retired employees will be offered the right to change plans during annual Open Enrollment. Elections made during the Open Enrollment period, typically in November, remain in force for the duration of the following calendar year with one exception. If the retirement occurs after the close of Open Enrollment but before January 1, a new plan election may be made to take effect January 1.

PREMIUM PAYMENTS: Premium payments are due and payable to EGWD by the first of the month. A maximum 30-day grace period follows the due date. Non-payment of premiums may result in elimination from the plans. If eliminated, the

Retired Employee may continue to participate only for the period mandated by COBRA and only if the premiums are paid.

MEDICARE: If eligible for Medicare, Retired Employees are required to enroll in Part A and B. The Retired Employee pays Part B premiums directly to Medicare. In addition, the Retired Employee and spouse will be automatically signed up with Medicare Part D. The Retired Employee pays Part D premiums. Premiums are determined by Medicare and are published on an annual basis.

CHANGE IN GEOGRAPHIC LOCATION: Retired Employees, who do not live within service areas of EGWD's health plan providers, may receive reimbursement for health insurance premiums paid. Upon receipt of proof of address outside of the service areas of EGWD's health plans, proof of insurance coverage and a billing itemizing premium payments, EGWD will reimburse the Retired Employees quarterly, in a dollar amount equal to the actual premium amounts paid, but not to exceed EGWD's Cap (Single or Two-Party) for medical and for the dental and vision premiums in place each year. The reimbursement shall occur at the end of each quarter and it is the Retired Employees responsibility to submit the required paperwork.

NOTE: Once the Retired Employee leaves EGWD's health plans, they are ineligible to return.

Section 3. The Secretary to the Board shall certify to the passage and adoption of this resolution and the same shall take effect and be in force upon its adoption.

PASSED AND ADOPTED by the Board of Directors of the Florin Resource Conservation District on this 20th day of September 2017 by the following vote:

AYES:
NOES:
ABSTAIN:
ABSENT:

Tom Nelson, Chairperson

ATTEST:

Stefani Phillips, Board Secretary

September 20, 2017

TO: Chairman and Directors of the Florin Resource Conservation District
FROM: Sarah Jones, Program Manager
SUBJECT: **LEGISLATIVE UPDATE**

RECOMMENDATION

This item is presented for information only. No action by the Board is proposed at this time.

SUMMARY

Current legislation is discussed. Most notable are SB 496, SCA 4 and SB 632. Senate Bill 496, which passed, limits the liability of contracted design professionals. A proposed constitutional Amendment, SCA 4, is an amendment regarding water conservation and affordability. Very concerning is SB 623, which proposes a water tax to fund a program to provide secure access to safe drinking water for all Californians. SB 632 is opposed by the Regional Water Authority (RWA) and the Association of California Water Agencies (ACWA).

DISCUSSION

Background information

The Board is periodically updated on legislative issues.

Present Situation

Current bills of interest include:

PASSED: SB 496 (Cannella R) Indemnity: design professionals
4/28/2017 - Approved by the Governor. Chaptered by Secretary of State. Chapter 8, Statutes of 2017.

Current law provides, with respect to contracts and amendments to contracts entered into on or after January 1, 2011, with a public agency, as defined, for design professional services, that all provisions, clauses, covenants, and agreements contained in, collateral

LEGISLATIVE UPDATE

Page 2

to, or affecting these contracts or amendments to contracts that purport to require the design professional to defend the public agency under an indemnity agreement, including the duty and the cost to defend, are unenforceable, except for claims that arise out of, pertain to, or relate to the negligence, recklessness, or willful misconduct of the design professional. This bill instead makes these provisions applicable to all contracts for design professional services entered into on or after January 1, 2018.

PASSED: AB 979 (Lackey R) Local agency formation commissions: district representation. 9/1/2017 - Approved by the Governor. Chaptered by Secretary of State - Chapter 203, Statutes of 2017.

The Cortese-Knox-Hertzberg Local Government Reorganization Act of 2000 provides for the selection of representatives of independent special districts on each local agency formation commission by an independent special district selection committee pursuant to a nomination and election process. This bill would additionally require the executive officer to call and hold a meeting of the special district selection committee upon the adoption of a resolution of intention by the committee relating to proceedings for representation of independent special districts upon the commission pursuant to specified law.

PASSED: AB 464 (Gallagher R) Local government reorganization.

The Cortese- Hertzberg Local Government Reorganization Act of 2000, current law requires that an applicant seeking a change of organization or reorganization submit a plan for providing services within the affected territory that includes, among other requirements, an enumeration and description of the services to be extended to the affected territory and an indication of when those services can feasibly be extended. This bill would specify that the plan is required to also include specific information regarding services currently provide to the affected territory, as applicable, and make related changes.

AB 645 (Quirk D) Local government: organization: dissolution.

Under current law, if a change of organization consists of a dissolution, the commission is required to order the dissolution subject to confirmation of voters if, among other things, the proposal was not initiated by the commission and if a subject agency has not objected to the proposal, the commission has found that, for an inhabited territory protests have been signed by either 25% of the number of landowners within the affected territory who own at least 25% of the assessed value of land within the territory or 25% of the voters entitled to vote as a result of residing or owning land within the affected territory. This bill would decrease that threshold to 10% of the number of landowners within the affected territory who own at least 25% of the assessed value of land within the territory or 10% of

LEGISLATIVE UPDATE

Page 3

the voters entitled to vote as a result of residing or owning land within the affected territory. This bill is currently in the committee process.

AB 672 (Jones-Sawyer D) Utility services. Current Text: Amended: 5/1/2017

Current law authorizes an electrical, gas, or water corporation, or any electrical, gas, or water system operated by a public agency, to bring a civil action for damages against any person who commits, authorizes, solicits, aids, abets, or attempts, among other things, the diversion of utility services by any means whatsoever. Current law authorizes the utility to recover as damages 3 times the amount of actual damages, plus the cost of the suit and reasonable attorney's fees, in any civil action brought pursuant to these provisions. This bill would authorize a defendant that prevails upon judgment to Page 9/27 recover reasonable attorney's fees and costs of the suit from the utility.

AB 1427 (Eggman D) Water: underground storage. Current Text: Amended: 3/21/2017

Current law provides for the reversion of water rights to which a person is entitled when the person fails to beneficially use the water for a period of 5 years. Current law declares that the storing of water underground, and related diversions for that purpose, constitute a beneficial use of water if the stored water is thereafter applied to the beneficial purposes for which the appropriation for storage was made. This bill would revise the above declaration to additionally provide that certain uses of stored water while underground constitute beneficial use.

SCA 4 (Hertzberg D) Water conservation. Current Text: Introduced: 2/2/2017

The California Constitution requires that the water resources of the state be put to beneficial use to the fullest extent of which they are capable and that the waste or unreasonable use or unreasonable method of use of water be prevented. This measure would declare the intent of the Legislature to amend the California Constitution to provide a program that would ensure that affordable water is available to all Californians and to ensure that water conservation is given a permanent role in California's future. SCA 4 will most likely be a 2-year bill.

SB 623 (Monning D) Water quality: Safe and Affordable Drinking Water Fund. Current Text: Amended: 8/21/2017

Would establish the Safe and Affordable Drinking Water Fund in the State Treasury and would provide that moneys in the fund are continuously appropriated to the State Water Resources Control Board. The bill would require the board to administer the fund to secure access to safe drinking water for all Californians, while also ensuring the long-term sustainability of drinking water service and infrastructure. The bill would authorize

LEGISLATIVE UPDATE

Page 4

the state board to provide for the deposit into the fund of federal contributions, voluntary contributions, gifts, grants, bequests, and settlements from parties responsible for contamination of drinking water supplies. The bill was amended in the final weeks of session to include language establishing the state's first tax on drinking water. To pass this would require a 2/3 vote, which is unlikely. This will be a 2-year bill with committee meetings starting in 2018.

Association of California Water Agencies actively opposes SB 623 for many reasons, not the least of which is that taxing Californians for something that is essential to life, does not make sense and would work against water affordability. If passed, SB 623 opens the door to future taxes on water to solve other social issues, further eroding local affordability of water. Customers' water bills could become vehicles for revenue streams for state-run programs. This bad policy would essentially turn hundreds of local water agencies into taxation entities that send money to Sacramento.

ENVIRONMENTAL CONSIDERATIONS

There are no direct environmental considerations associated with this report.

STRATEGIC PLAN CONFORMITY

Tracking active legislation complies with the District's Regulatory Compliance goals of the 2012-2017 Strategic Plan.

FINANCIAL SUMMARY

There is no direct financial impact associated with this report.

Respectfully submitted,



SARAH JONES
PROGRAM MANAGER