

REGULAR MEETING OF THE BOARD OF DIRECTORS OF THE FLORIN RESOURCE CONSERVATION DISTRICT

Wednesday, May 28, 2014

6:30 PM

8820 Elk Grove Blvd.
Elk Grove, CA 95624

Compliance with Government Code Section 54957.5

Public records, including writings related to an agenda item for an open session of a regular meeting of the Florin Resources Conservation District that are distributed less than 72 hours before the meeting, are available for public inspection during normal business hours at the Administration building of Elk Grove Water District, located at 9257 Elk Grove Blvd. Elk Grove, California. In addition, such writings may be posted, whenever possible, on the Elk Grove Water District website at www.egwd.org.

The Board will discuss all items on the agenda, and may take action on any item listed as an "Action" item. The Board may discuss items that do not appear on the agenda, but will not act on those items unless there is a need to take immediate action and the Board determines by a two-thirds (2/3) vote that the need for action arose after posting of the agenda.

If necessary, the Meeting will be adjourned to Closed Session to discuss items on the agenda listed under "Closed Session." At the conclusion of the Closed Session, the meeting will reconvene to "Open Session."

CALL TO ORDER, ROLL CALL AND PLEDGE OF ALLEGIANCE

Public Comment – Please complete a Request to Speak Form if you wish to address the Board. Members of the audience may comment on matters that are not included on the agenda. Each person will be allowed three (3) minutes, or less if a large number of requests are received on a particular subject. No action may be taken on a matter raised under "Public Comment" until the matter has been specifically included on an agenda as an action item. Items listed on the agenda will be opened for public comment as they are considered by the Board of Directors.

1. Overview of the Solano Resource Conservation District

(Chris Rose, Executive Director)

Associate Director Comment

Public Comment

2. Consent Calendar (Stefani Phillips, Secretary and Dennis Coleman, Finance Manager)

- a. Minutes of the Regular Board Meeting of March 26, 2014 and Minutes of the Special Meeting of the Board from May 14, 2014.
- b. FRCD Cash Flow Worksheet – March, 2014
- c. FRCD Cash Flow Worksheet – April, 2014
- d. Warrants Paid – March, 2014
- e. Warrants Paid – April, 2014
- f. Active Accounts – March, 2014
- g. Active Accounts – April, 2014
- h. Bond Covenant Status for FY 2013-2014 – March, 2014
- i. Bond Covenant Status for FY 2013-2014 – April, 2014
- j. Revenues and Expenses – Actual vs Budget FY 2013-2014 – March, 2014
- k. Revenues and Expenses – Actual vs Budget FY 2013-2014 – April, 2014
- l. Cash Accounts – March, 2014

- m. Cash Accounts – April, 2014
- n. Consultants Expenses – March, 2014
- o. Consultants Expenses – April, 2014
- p. Conservation Activities – March, 2014
- q. Conservation Activities – April, 2014

Associate Director Comment

Public Comment

Recommended Action: Approve FRCD Consent Calendar

3. Operations Report – March and April 2014 (Mark J. Madison, PE, General Manager)

Associate Director Comment

Public Comment

4. Approval of Agreements for the Municipal Bond Financing Team
(Dennis Coleman, Finance Manager)

Associate Director Comment

Public Comment

Recommended Action: Authorize the General Manager to Sign Agreements with Del Rio Advisors, LLC, Best Best & Krieger, LLP and Schiff Hardin, LLP and Accept the Fee Proposal from Citigroup Global Markets, for Services to be Rendered with the Proposed Elk Grove Water District, 2014 Series A Refunding Bond Issue

5. Fiscal Year 2013-14 Elk Grove Water District Third Quarter Budget Status Report (Dennis Coleman, Finance Manager)

Associate Director Comment

Public Comment

6. Elk Grove Water District Fiscal Year 2013-14 Third Quarter Reserve Status Report (Dennis Coleman, Finance Manager)

Associate Director Comment

Public Comment

7. Approval of Prepayment of the Secured Promissory Note for the Purchase of the Administration Building (Dennis Coleman, Finance Manager)

Associate Director Comment

Public Comment

Recommended Action: Approve the Prepayment of the Secured Promissory Note Between the Florin Resource Conservation District and the Kiaser Family Living Trust, Securing the Purchase of the Property at 9257 Elk Grove Boulevard, Elk Grove, California

8. Legislative Update (Ellen Carlson, Management Analyst)

Associate Director Comment

Public Comment

9. Committee Meeting(s) Update (Chairman Barrie Lightfoot)

Associate Director Comment

Public Comment

10. Directors Comments and Information

11. Closed Session

CONFERENCE WITH LEGAL COUNSEL--EXISTING LITIGATION (Gov't. Code Section 54956.9(a))

United States, et al. ex rel John Hendrix v. J-M Manufacturing Company Inc. dba JM Eagle, et al.

Docket No: ED CV06-00055-GW

Court: United States District Court for the Central District of California

Adjourn to Regular Meeting – June 25, 2014.

May 28, 2014

TO: Chairman and Directors of the Florin Resource Conservation District
FROM: Stefani Phillips, Secretary, and Dennis Coleman, Finance Manager
SUBJECT: CONSENT CALENDAR

RECOMMENDATION

Approve the Consent Calendar.

Summary

By this action, the Board will approve Consent Calendar items a-q.

DISCUSSION

Background

Consent Calendar items a-q are standing items on the Regular Board Meeting agenda.

Financial Summary

N/A

Respectfully Submitted,

Handwritten signature in blue ink that reads "Stefani Phillips and Dennis Coleman" with a small "SP" above the name Dennis Coleman.

STEFANI PHILLIPS, SECRETARY
AND DENNIS COLEMAN, TREASURER

SP

Attachments

MINUTES OF THE REGULAR MEETING OF THE FRCD BOARD

Wednesday, March 26, 2014

The regular meeting of the Board of Directors of the Florin Resource Conservation District was called to order at 6:30 p.m. by Barrie Lightfoot, Chair, at 8820 Elk Grove Blvd, Elk Grove CA.

Call to Order, Roll Call, and Pledge of Allegiance.

Directors Present: Barrie Lightfoot, Chuck Dawson, Don Menasco, Elliot Mulberg and Tom Nelson
Directors Absent: None
Staff Present: Mark J. Madison, General Manager; Dennis Coleman, Finance Manager; Bruce Kamilos, Associate Civil Engineer; Donella Ouellette, Finance Supervisor; Ellen Carlson, Management Analyst; Water Distribution Foreman Jose Carrillo; Water Distribution Operator II John Diaz; and Administrative Assistant II Michelle Costa-Norwood
Associate Directors Present: Davies Ononiwu and Mike Schmitz
Consultants Present: Ann Siprelle, General Counsel

Public Comment

None

1. Proclamations and Announcements

Recognition of John Diaz for five years of service with the District.

The Board congratulated Mr. Diaz for his service with the District.

2. Consent Calendar

- a. Minutes of the Regular Board Meeting of February 26, 2014
- b. FRCD Cash Flow Worksheet – February, 2014
- c. Warrants Paid – February, 2014
- d. Active Accounts – February, 2014
- e. Bond Covenant Status for FY 2013-2014 – February, 2014
- f. Revenues and Expenses – Actual vs Budget FY 2013-2014 – February, 2014
- g. Cash Accounts – February, 2014
- h. Consultants Expenses – February, 2014
- i. Conservation Activities – February, 2014

Director Elliot Mulberg pulled Consent Calendar item i for discussion.

MSC (Mulberg/Dawson) to approve Consent Calendar items a-h, 5/0: Ayes: Dawson, Menasco, Mulberg, Nelson, and Lightfoot.

Director Elliot Mulberg thanked staff for putting together the information for agenda item number (i) Conservation Activities.

MSC (Mulberg/Nelson) to approve Consent Calendar items i, 5/0: Ayes: Dawson, Menasco, Mulberg, Nelson, and Lightfoot.

The Board thanked the staff for the conservation activities that they participate in.

3. 2013-14 Drought Water Conservation Efforts

Management Analyst Ellen Carlson introduced Amy Talbot from the Regional Water Authority (RWA).

Ms. Talbot highlighted RWA's drought water conservation efforts:

- Public outreach specific to drought
- Interactive website
- "How long you can go" campaign
- Cultivating relationships with the community and encouraging partnerships

Ms. Talbot stated that Ms. Carlson does a wonderful job with the Water Conservation Program!

Ms. Carlson mentioned that an additional \$30,000 has been awarded for the Meter Retrofit Program by RWA.

4. Operations Report – January 2014

General Manager Mark Madison highlighted the following activities:

- Door hangers – may discuss discontinuing the process for door hangers during the months of November/December
 - February door hangers dropped down to 397
- Work Orders – Hydrant Flushing has been frozen due to drought and conservation efforts
- Hydrant maintenance - 117
- Meters Retrofit - Commercial
 - 9 – Distribution } to date, the District is more than half way complete.
 - 14 – Utility }
- Well 12 – no longer on line (needs to come off map)
- 1D School Street – ran very little
- Well 4D Webb Street – ran the most
- Well 11D Dino – second in line
- Well 14D Railroad – did not produce
- Well 3 Marvell – off line for maintenance
- Well 8 Williamson – off line for maintenance for piping modifications (building a shed for noise control)
- Well 9 Polhemus – off line for maintenance
- No additional water purchased from Sacramento County
- Combined total production down from last year – 40% drop
 1. Conservation /awareness
 2. Intertie closed
- Static pumping levels – no updates
- All samples were regular and submitted on time.
 - Bacti sample – Closed valve issue that caused the line pressure to drop
 - Backflow – 37 notices were issued (18 passed, 3 failed and were retested and passed) there is 13 delinquencies to follow up on.
- 4 safety meetings
- Meter Retrofit – the map indicates what is left for completion.
 - Melrose – District crews performing the work
- EGWD leaks – 5 service line leaks (saddles)
- Pressures are balanced in service area 1 and 2

- IT Report – CityWorks is in service now. (The Asset Management Program and the GIS work will run through CityWorks).

Associate Director Davies Ononiwu inquired as to why the wells have not been running.

General Manager Mark Madison responded that there are wells that have been deactivated and they are being abandoned. He stated, in relation to the wells that are not running the reason for that is due to needed maintenance; they are on standby mode waiting to be serviced.

5. Purchase Order for a 2014 Ford F550 Dump Truck

General Manager Mark Madison presented the FRCD Board of Directors with a purchase order for a 2014 Ford F550 Dump Truck. He stated that the dump truck and an pickup truck were included in the FY 2013-14 Capital Improvement Program and approved by the Board on June 26, 2013. He stated that bids for both vehicles were solicited and the dump truck bid came in at \$51,337.09, which is over the General Manager's purchasing authority requiring Board approval.

MSN (Mulberg/Dawson) to approve the issuance of a purchase order to Elk Grove Ford, in the Amount of \$51,337.09, for the purchase of a 2014 Ford F550 2-3 Yard Dump Truck, 5/0: Ayes: Dawson, Menasco, Mulberg, Nelson, and Lightfoot.

6. Florin Resource Conservation District Election

Secretary Stefani Phillips presented the resolution calling the District General Election. She stated that the resolution to consolidate with the state election is due by June 4, 2014. Ms. Phillips stated that there would be three seats up (Directors Barrie Lightfoot, Don Menasco, and Tom Nelson) in November 2014. She stated that the candidate statement, which is optional, would cost \$2050.00, and currently, the election cost is approximately \$113,028. Ms. Phillips stated that the final number of registered voters would be tallied after May 17, 2014, which would establish the final cost election costs.

The Board carried a discussion regarding how the election could be paid for, such as the method used in the past (90/10 split – 90% EGWD and 10% FRCD). Director Chuck Dawson commented that most of the voters live outside of the EGWD boundaries and that he did not like that particular split.

Director Dawson suggested adding an initiative to the ballot to raise money for the FRCD.

The Board had a discussion in regard to adding an initiative to the ballot.

Director Elliot Mulberg commented that he felt that the EGWD ratepayers should pay for the election costs because they get the benefit of the Board of Directors not the FRCD. He commented that the Board needs to figure something out to benefit the people outside of the EGWD boundaries.

Chairman Barrie Lightfoot inquired how to get an initiative on the ballot. General Counsel Ann Siprelle, replied that the FRCD can get an initiative on the ballot.

A discussion occurred regarding methods to raise money for the FRCD. Director Elliot Mulberg recommended having staff present options to raise money for the FRCD.

Director Elliot Mulberg stated he would see if Mr. Rose would be available for the next Board meeting.

A discussion was held regarding alternative methods to the election to reduce the cost, such as having the Sacramento County Board of Supervisors select a board for the FRCD, or a mail ballot.

The Board's consensus was to stay with the election process and to discuss how to split the costs of the election at a later date.

MSC (Nelson/Mulberg) to adopt a resolution of the Board of Directors of the Board of the Florin Resource Conservation District Calling the District General Election and requesting consolidation with the November 4, 2014 Statewide Election, 5/0: Ayes: Dawson, Menasco, Mulberg, Nelson, and Lightfoot.

7. Legislative Update

Management Analyst Ellen Carlson presented the Legislative Update to the Board of Directors.

She highlighted the following developments:

- HR 194 – amended authorization
- HR 1331 – passed committee and moving forward (Bond Bill)
- AB 1674 – moving forward (Bond Bill)
- AB 848, SB 927, SB 1080, and SB 1250 are all Bond Bills
- SB 1420 – System water loss (new bill) – will follow carefully
 - This bill refers to the Urban Water Management Plan – new requirement (Quantify and report on distribution system water loss)
- SB 1370 – new Water Bond Bill

Director Tom Nelson commented that although the District is working at getting all of the connections on meters, it still does not give accurate information as to the water consumed and produced in the same time period. General Manager Mark Madison stated he would have to give that some thought.

General Manager Mark Madison commented that the District is starting to see aggressive legislation. For instance, Costa's bills are aggressive on "storing water".

Director Elliot Mulberg inquired if Ms. Carlson knew anything about AB 1739 – Groundwater Basin Management: sustainability. Ms. Carlson stated that she did not know very much on that bill and will look into it further.

8. Committee Meeting(s) Update

None

9. Directors Comments and Information

Chairman Barrie Lightfoot requested staff to invite NRCS District Conservationist Dwane Coffey to attend the April Board meeting to give the Board an update. He stated he would like to hear what information Mr. Coffey could provide on drip systems for agriculture to help with conservation efforts.

Director Tom Nelson stated that he would like to put on a workshop for the farmers hosted by the tri-RCD's to show them how to produce more with less water. He said that he knows of someone who irrigates for alfalfa using a conservation friendly irrigation system. Mr.

Nelson stated that maybe Mr. Coffey could provide be of help with the coordination of a workshop.

Director Elliot Mulberg stated that he may be out of town during the week of the April Board meeting.

Director Tom Nelson stated that he would be out of town during the week of the April Board meeting.

10. Closed Session

PUBLIC EMPLOYEE PERFORMANCE EVALUATION (Section 54957)

Title: General Manager

Respectfully submitted,

Stefani Phillips

Stefani Phillips, Secretary

Special Meeting Minutes of the Florin Resource Conservation District

Wednesday, May 14, 2014

Attendance:

Committee Members: Chuck Dawson – present
Barrie Lightfoot – present
Tom Nelson – present
Don Menasco – present
Elliot Mullberg - present

Associate Members: Not present

Staff: General Manager Mark J. Madison; Finance Manager Dennis Coleman; Finance Supervisor Donella Ouellette; Management Analyst Ellen Carlson; Water Distribution Foreman Jose Carrillo; Water Distribution Foreman Richard Salas; and Water Treatment Foreman Steve Shaw

Consultants: Ann Siprelle, General Counsel, BBK; Ken Dieker, Del Rio Advisors, LLC; and Jonathon Ash, Citigroup Global Market, Inc.

This was a posted meeting and it began at 2:00 PM.

Roll call was taken and pledge of allegiance was performed.

1. CLOSED SESSION

- a. Conference with Real Property Negotiators (Gov't. Code Section 54956.8)
Property: 2450 Florin Rd., Sacramento, California
Agency negotiator: Mark J. Madison
Negotiating parties: Florin Resource Conservation District and Sacramento County
Under negotiation: Price and terms of payment
- b. Conference with Labor Negotiators (Gov't. Code Section 54957.6)
Agency designated representatives: Mark J. Madison, Stefani Phillips and Dennis Coleman
Unrepresented employees: All Employees

No reportable action was taken.

Open session began at approximately 3:50PM.

2. Potential Partial Refunding of the Elk Grove Water District's Outstanding Debt

Finance Manager Dennis Coleman made introductions of Ken Dieker, Del Rio Advisors, LLC, and Jonathon Ash, Citigroup Global Market, Inc. who gave a presentation to the FRCD Board regarding the potential partial refunding of the Elk Grove Water Districts outstanding debt while the market is favorable. This would generate an annual debt service savings of approximately \$160,000 per year. Mr. Dieker stated that the Board will be asked to approve a resolution to begin the partial refunding.

He stated that the Board will be able to set minimum parameters for the savings in the resolution and if the savings fall below the set parameters then the process will stop.

A brief question and answer period followed.

Questions and answers include:

General Manager Mark Madison inquired how long the process would take.

- Approximately a three month process.

General Manager Mark Madison inquired if we proceed and the market changes and becomes unfavorable to continue with the process, what non-refundable cost we would incur.

- Mr. Dieker responded stating there is the rating fee in the amount of \$25,000-\$30,000 that is non-refundable.

Chairman Barrie Lightfoot verified with Mr. Dieker that refunding the debt would not add one day to the existing date of payoff or one more dollar to the existing debt. Mr. Dieker responded that is right!

General Manager Mark Madison stated that the item was brought to the Board as an information item only and asked if the Board would like staff to bring back proposals and contracts at the May 28, 2014 Regular Board Meeting to initiate the partial refunding of the Elk Grove Water Districts outstanding debt.

Director Chuck Dawson stated that he was in favor of refunding the debt if it reduces the water rates.

A discussion occurred regarding reducing the water rates through the partial refunding of EGWD outstanding debt.

The Board was in agreement to bring back proposals and contracts to initiate the partial refunding of the Elk Grove Water Districts outstanding debt.

3. Review of Draft 2014-15 Elk Grove Water District Operating Budget

General Manager Mark Madison made introductions of staff to the Board of Directors.

Finance Manager Dennis Coleman provided highlights of the Draft FY 2014-15 EGWD Operating Budget:

Salaries and Benefits

- Cost of living Adjustment of 2.4% based on the San Francisco Metropolitan Service Area; February to February (2013-2014). April to April (2013-2014) will be published on May 15, 2014
- Executive, Exempt, and Non-Exempt had the following deducted and reflected in the following categories:
 - Holiday pay \$112,529
 - Vacation pay \$106,790 (also includes \$58,000 for cash outs)
 - Personal Time Off pay \$91,654 (also includes \$40,000 for cash outs)
- Medical benefits reduced due to reduced proposed increased
 - Last FY 2013-14 – we expected a proposed 12% increase in medical benefits and it came in at 4.9%

- Medical benefits were proposed for a family for each of the two vacancies and of the two individuals hired one has a family and one is single, which reduced the cost. Additionally, the District had a vacancy for over half of the year
- Retirement Benefits reflect an increase in the PERS rate of 9% and COLA and merit increases
- Dental/Vision/Life Insurance reflects 20 life insurance increased costs
- Workers Compensation reflects a 10% across the board rate increase and an increase to our Experience Modification Factor (EMOD) reflecting the Districts loss history of 13%
- Employee training reflects an increase for new software upgrades and continuing training as required for the Operations field personnel
- Seminars, Conferences and Hotels are increased due to the need for more employees to attend conferences to take advantage of the training opportunities

Office and Operational

- Association Dues are up due to Regional Water Authority new governmental relations person (\$9,619) and the Powerhouse Science Center
- Insurance was budgeted at \$10,000 higher but waiting for actual premiums from SDRMA
- Licenses, certifications and fees are up due to attendance at the OCT Academy for operators continuing education units and for Notary
- Repair and Maintenance – Equipment major increase due to Backwash Manganese removal \$25,000 as well increase repair costs experienced in the current fiscal year
- Materials reduced approximately \$35,000 due to current year experience
- Permits increased due to increased annual encroachment permit, SWRCB and the addition for miscellaneous permits that may be needed
- Safety Equipment increase due to the continued implementation of the Districts Safety Program
- Telephone costs up due to seven addition cell phones for the Operations field personnel (to avoid the use of personal equipment)
- Tool costs are increasing as more tools need to be replaced
- Purchased Water up to reflect the increases from the County in base charges (\$1.50 and consumption charges \$0.05 per CCF)
- Outside services increased for one time Asset Management Plan (\$75,000) and Emergency Response Plan (\$75,000)

Equipment Rent, Taxes and Utilities

- Decreases overall due to reduced equipment rental costs as boring machine rental charged to CIP and reduced electricity used based on current year usage

Capital Expenses

- Slight increases due to capitalizing the ARC-GIS upgrade, software upgrades for SCADA on other systems and purchase of surveying equipment

Other Expenses

- Election Costs for the water district are \$110,000

A discussion was held regarding the CPI methodology.

General Manager Mark Madison stated that in years past the District generally used the CPI–W San Francisco. He explained that the CPI- W San Francisco is not actually a measure of the cost of living for the San Francisco area, but rather a measure of the rate of change for the cost of living for that area. Mr. Madison stated that the District has three choices of indexes to use: 1) CPI–W, San Francisco; 2) Urban Wage Earners–CPW; and 3) Pacific Cities under 1,000,000 in population.

Director Don Menasco suggested staff look at Core Logic.

The Board directed staff to get the history of the CPI-U and CPI-W. They stated that they would like to pick one and stick with it. They asked staff to bring it back to the Finance Committee Meeting.

Director Elliot Mulberg inquired if the District has benefited by being a member of Regional Water Authority (RWA).

- o Ms. Carlson responded, yes, we have received \$300,000 in grants.

A discussion occurred regarding the election costs and alternative processes to the election.

Director Don Menasco inquired if the District had to go through the County of Sacramento for the election process or if it was possible to hold the election through mail ballots instead. General Counsel Ann Siprelle replied that she will research and provide the Board with a response. General Manager Mark Madison asked the Board to give it some further consideration and to discuss it at the June 4, Finance Committee Meeting.

General Manager Mark Madison stated that the figures for the debt service will not reflect any savings because the partial refunding will not occur until August or September.

General Manager Mark Madison stated that the District is considering paying off the note for the Administration Building (9257 Elk Grove Blvd.) from the stabilization fund. Mr. Madison said that he will bring that item to the Regular Board Meeting on May 28, 2014 for consideration.

Roy Herburger, Elk Grove Citizen, inquired about what would happen to the revenues if everyone conserved their 20%. General Manager Mark Madison replied that the District might have to come back at the mid-year point and trim the budget accordingly.

Director Don Menasco inquired about a figure of \$118,000 showing in Other Expenditures/Income. Finance Manager Dennis Coleman replied that staff will review it and bring it back to the June 4th Finance Committee Meeting.

Director Chuck Dawson inquired about a figure of \$538,000 in Capitalized Expenditures that showed in FY 2013-14 as well as FY 2014-15. Finance Manager Dennis Coleman stated that it is a placeholder and that the figure would be reviewed and brought back to the June 4th Finance Committee Meeting with a more precise figure.

General Manager Mark Madison reminded the Board of Directors that the second review of the budget would be held on June 4, 2014 at the Finance Committee Meeting.

Respectfully submitted,

Stefani Phillips

Stefani Phillips, Secretary



Consent
Calendar Item# h

FRCD Cash Flow For the Month Ended March 31, 2014

Cash in Bank – Beginning	\$ 79,542.81
Receipts:	\$ 82,983.13
Interest Earned	9.20
Disbursements:	
Check # 541- Franklin High School	-925.00
Check # 544- Best Best & Krieger	- 3,137.50
Check # 545- CARCD	- 1,000.00
Service Charge Debit	-281.74
Cash in Bank – Ending	\$ 157,190.90



FRCD Cash Flow For the Month Ended April 30, 2014

Cash in Bank – Beginning	\$157,190.90
Receipts:	
Interest Earned	9.97
Disbursements:	
Check # 543- Sloughhouse	-100.00
Check # 546- Best Best & Krieger	- 9992.69
Check # 547- CARCD	-50.00
Check # 548- Best Best & Krieger	-2,369.60
Service Charge Debit	-74.57
Cash in Bank – Ending	\$ 144,614.01

[Handwritten mark]

Check History Report

3/1/2014 to 3/31/2014
Elk Grove Water District

Check Number	Check Date	Vendor Number	Name	Check	Explanation
036287	3/3/2014	KIASER2	JOYCE E. KIASER	9,415.31	
036323	3/7/2014	BG SOLU	SOLUTIONS BY BG INC.	2,200.00	Daily Tasks & Help Tickets
036324	3/7/2014	CDPH	CDPH-OCF	55.00	
036325	3/7/2014	CITY EG	CITY OF ELK GROVE	77.85	
036326	3/7/2014	COS	CITY OF SACRAMENTO	779.40	
036327	3/7/2014	EFFECT	EFFECTIVE PHONE SOLUTIONS INC.	1,120.22	Disaster Recovery Backup offsite
036328	3/7/2014	EGWF	ELK GROVE WESTERN FESTIVAL	500.00	Western Festival- Registration
036329	3/7/2014	FREDER	DAVID FREDERICK	477.35	Clothing Reimbursement
036330	3/7/2014	JAN PRO	JAN-PRO CLEANING SYSTEMS	515.00	Janitorial-MOC/ADMIN
036331	3/7/2014	R&J	R & J IRRIGATION	125.65	
036332	3/7/2014	REPUBLI	REPUBLIC SERVICES #922	672.04	
036333	3/7/2014	SIERRA	SIERRA OFFICE SUPPLIES	299.71	
036334	3/7/2014	SOPHOS	SOPHOS SOLUTIONS	1,085.00	Cityworks Support
036335	3/7/2014	TOSHIBA	TOSHIBA FINANCIAL SERVICES	528.93	ADMIN-Copier
036336	3/13/2014	ABBEY	ABBEY FLOORING, INC	845.00	1 Stage of Carpet install-ADMIN
036337	3/13/2014	ADT	TYCO INTEGRATED SECURITY LLC	622.50	Security
036338	3/13/2014	AIR RES	AIR RESOURCES BOARD-PERP REN	570.00	Portable Equipment Registration Program
036339	3/13/2014	BG SOLU	SOLUTIONS BY BG INC.	2,200.00	Daily Tasks & Help Tickets
036340	3/13/2014	BSK4	BSK ASSOCIATES	504.00	Sampling-Treatment
036341	3/13/2014	COUNTY4	SACRAMENTO COUNTY UTILITIES	91.48	Normad Trimble- Tech Services
036342	3/13/2014	CSDS	CSDS SACRAMENTO	1,123.43	
036343	3/13/2014	FASTENA	FASTENAL COMPANY	73.22	
036344	3/13/2014	FIRECOD	FIRECODE SAFETY EQUIPMENT	201.81	
036345	3/13/2014	FTB 3	FRANCHISE TAX BOARD	166.87	
036346	3/13/2014	HEWITT	Aaron Hewitt	286.20	Clothing Reimbursement
036347	3/13/2014	HOPKINS	HOPKINS TECHNICAL PRODUCTS INC	237.16	
036348	3/13/2014	INT STA	INTERSTATE OIL COMPANY	1,881.32	Fuel
036349	3/13/2014	JAYS	JAY'S TRUCKING SERVICE	1,415.01	Materials/Supplies-Meter Retro/ Distribution
036350	3/13/2014	ONTRAC	OnTrac	28.83	
036351	3/13/2014	PACE	PACE SUPPLY CORP	13,146.71	Materials/Supplies-Meter Retro/ Distribution
036352	3/13/2014	RADIAL	RADIAL TIRE OF ELK GROVE	870.98	Repairs/Maintenance-OPS
036353	3/13/2014	RCB RS	CARD SERVICE CENTER	1,258.99	Materials/Supplies-Meter Retro
036354	3/13/2014	RCBJC	CARD SERVICE CENTER	466.03	Materials-Distribution
036355	3/13/2014	SIERR C	SIERRA CHEMICAL COMPANY	1,194.48	Bulk-Sodium Hypochlorite
036356	3/13/2014	VALL MO	VALLEY MOTOR PARTS	84.54	
036357	3/13/2014	VERIZON	VERIZON WIRELESS	649.29	Aircards-Laptops/On call Phone
036358	3/20/2014	ADT	TYCO INTEGRATED SECURITY LLC	1,980.89	Security
036359	3/20/2014	BG SOLU	SOLUTIONS BY BG INC.	2,200.00	Daily Tasks & Help Tickets
036360	3/20/2014	BRINKS	BRINK'S INCORPORATED	270.19	Security-Armored Deposit Pick Up
036361	3/20/2014	BSK4	BSK ASSOCIATES	115.00	Sampling-Treatment
036362	3/20/2014	CARLSON	ELLEN CARLSON	160.07	Materials/ Reimbursement
036363	3/20/2014	COUNTY	COUNTY OF SACRAMENTO	338,504.16	Sacramento County Water-Jan/Feb-2014
036364	3/20/2014	COUNTY3	COUNTY OF SACRAMENTO	25.00	Closed Account-Refund Customer
036365	3/20/2014	CR ALLI	ALLIED TITLE & ESCROW SERVICES	65.85	Closed Account-Refund Customer
036366	3/20/2014	CRF JNG	JENNIFER N GOVERNOR	233.88	Closed Account-Refund Customer
036367	3/20/2014	CRF NT	NORTH AMERICAN TITLE COMPANY	26.24	Closed Account-Refund Customer
036368	3/20/2014	CRF OTC	OLD REPUBLIC TITLE COMPANY	169.09	Closed Account-Refund Customer
036369	3/20/2014	CRF PLA	PLACER TITLE COMPANY	40.39	Closed Account-Refund Customer
036370	3/20/2014	CRFF	FIDELITY NATIONAL TITLE	74.81	Closed Account-Refund Customer
036371	3/20/2014	CRFNT	FIDELITY NATIONAL TITLE COMP	168.13	Closed Account-Refund Customer

Account Number	Date	Customer Name	Amount	Description
036372	3/20/2014	CRFTIL	75.57	TITLE 365
036373	3/20/2014	DATAPRO	6,803.96	DATAPROSE LLC
036374	3/20/2014	DEL PAS	122.64	DEL PASO PIPE & STEEL INC
036375	3/20/2014	DIAZ	71.98	JOHN DIAZ
036376	3/20/2014	FASTENA	118.67	FASTENAL COMPANY
036377	3/20/2014	HACH	199.68	HACH COMPANY
036378	3/20/2014	HANFORD	711.72	HANFORD READY MIX INC.
036379	3/20/2014	MID AME	57.50	MID AMERICA METER. INC
036380	3/20/2014	PACE	5,148.30	PACE SUPPLY CORP
036381	3/20/2014	PEST	160.00	PEST CONTROL CENTER INC
036382	3/20/2014	PG&E	53.94	PACIFIC GAS & ELECTRIC COMPANY
036383	3/20/2014	PLATT2	221.16	PLATT
036384	3/20/2014	SIERRA	905.19	SIERRA OFFICE SUPPLIES
036385	3/20/2014	SWT	1,205.42	SUREWEST
036386	3/20/2014	SWT	236.46	SUREWEST
036387	3/20/2014	TRENCH	236.65	TRENCH PLATE RENTAL CO
036388	3/21/2014	PETTY	281.76	PETTY CASH
036389	3/26/2014	ARBOR	500.00	ARBOR TECH SERVICES
036390	3/26/2014	BG SOLU	2,200.00	SOLUTIONS BY BG INC.
036391	3/26/2014	BSK4	200.00	BSK ASSOCIATES
036392	3/26/2014	CHUCKS	237.97	CHUCKS PORTABLES
036393	3/26/2014	CSDS	159.90	CSDS SACRAMENTO
036394	3/26/2014	ELK LOC	110.00	ELK GROVE LOCK AND SAFE CO
036395	3/26/2014	FASTENA	44.99	FASTENAL COMPANY
036396	3/26/2014	FRONT C	540.03	FRONTIER COMMUNICATIONS
036397	3/26/2014	HECHTMA	1,176.00	HECHTMAN ENTERPRISES, INC
036398	3/26/2014	HOLT	3,289.90	HOLT OF CALIFORNIA
036399	3/26/2014	HYDROSC	11,777.50	HYDROSCIENCE ENGINEERS, INC
036400	3/26/2014	INLAND	129.75	INLAND BUSINESS SYSTEMS
036401	3/26/2014	INT STA	1,935.60	INTERSTATE OIL COMPANY
036402	3/26/2014	JAYS	576.96	JAY'S TRUCKING SERVICE
036403	3/26/2014	KIRBY	37,801.96	KIRBY'S PUMP & MECHANICAL, INC
036404	3/26/2014	LMI 1	54.95	LEADERSHIP MANAGEMENT INC.
036405	3/26/2014	LONGMIR	6,200.00	LONGMIRE SWAGING INC.
036406	3/26/2014	PACE	20,509.79	PACE SUPPLY CORP
036407	3/26/2014	ROADRUN	3,558.52	ROADRUNNER DRILLING & PUMP CO
036408	3/26/2014	RWA	821.25	REGIONAL WATER AUTHORITY
036409	3/26/2014	SIGN CE	157.81	THE SIGN CENTER
036410	3/26/2014	SWRCB	12,000.00	SWRCB
036410	3/26/2014	SWRCB	12,000.00	SWRCB
036411	3/26/2014	VALL MO	19.11	VALLEY MOTOR PARTS
036412	3/26/2014	WEST SA	1,755.00	WESTERN SAFETY INSTITUTE, INC
036413	3/26/2014	ZOOM	104.30	ZOOM IMAGING SOLUTIONS, INC
036414	3/27/2014	C&T	42.34	C & T SPECIALTIES
036415	3/27/2014	CR NTC	55.74	FIDELITY NATIONAL TITLE COMP
036416	3/27/2014	CRF JM	27.15	JENNIE M. REZA
036417	3/27/2014	CRF AH	6.12	ANDREA HARDY
036418	3/27/2014	CRF BUA	39.14	BUNMI AWONIYI
036419	3/27/2014	CRF DCW	37.36	DORA MCCLURG & CINDY WALLACE
036420	3/27/2014	CRF EKT	67.99	ERIC & KATHLEEN TAYLOR
036421	3/27/2014	CRF ELG	18.57	ELK GROVE INSURANCE SERVICE
036422	3/27/2014	CRF FIN	139.51	FIDELITY NATIONAL TITLE
036423	3/27/2014	CRF GK1	100.33	GYAN KALWANI
036424	3/27/2014	CRF HUZ	208.48	HUIFEN ZHANG
036425	3/27/2014	CRF KH	66.75	KEN HARDMAN
036426	3/27/2014	CRF LYS	30.73	LYNN SOARES
036427	3/27/2014	CRF MET	27.12	METROWIRELESS
036428	3/27/2014	CRF RIW	47.51	RICHARD WASHINGTON
036429	3/27/2014	CRF RJA	15.36	RICHARD & JODI ALDER
036430	3/27/2014	CRF WB	46.34	WILLIAM BROWN

Closed Account-Refund Customer
February Billing

Clothing Reimbursement

Materials/Supplies-Meter Retro/ Distribution
Materials/Supplies-Meter Retro/ Distribution

Phones-MOC & ADMIN
Ethernet Service

Tree Removal-Meter Retro
Daily Tasks & Help Tickets
Sampling-Treatment

Well site communications
Well 4D & 11D-Wiring
Backhoe Repair
Hampton WTP

Fuel

Materials/Supplies-Meter Retro/ Distribution
Well 13 Pump Conversion/Hampton WTP Refurb

Well 13 Rehab
Well 13 Rehab

Materials/Supplies-Meter Retro/ Distribution
Costume Replacement-Mr. Leaky

Void
Void

Defensive Driving Class

Closed Account-Refund Customer
Closed Account-Refund Customer
Closed Account-Refund Customer
Closed Account-Refund Customer
Closed Account-Refund Customer
Closed Account-Refund Customer
Closed Account-Refund Customer
Closed Account-Refund Customer
Closed Account-Refund Customer
Closed Account-Refund Customer
Closed Account-Refund Customer
Closed Account-Refund Customer
Closed Account-Refund Customer
Closed Account-Refund Customer
Closed Account-Refund Customer
Closed Account-Refund Customer
Closed Account-Refund Customer
Closed Account-Refund Customer
Closed Account-Refund Customer
Closed Account-Refund Customer

036431	3/27/2014	CRFFNC	FIDELITY NATIONAL TITLE COMP	286.01	Closed Account-Refund Customer
036432	3/27/2014	CRFFNTO	FIDELITY NATIONAL TITLE CO	322.02	Closed Account-Refund Customer
036433	3/27/2014	CRFRS	ROBERT SILVEIRA	35.06	Closed Account-Refund Customer
036434	3/27/2014	CRFTC	FIRST AMERICAN TITLE COMPANY	24.15	Closed Account-Refund Customer
036435	3/27/2014	ONTRAC	OnTrac	27.80	
036436	3/27/2014	PACE	PACE SUPPLY CORP	5,634.20	Materials/Distribution-Metro Retro/Distribution
036437	3/27/2014	SIERRA	SIERRA OFFICE SUPPLIES	43.19	
036438	3/27/2014	SWPCAA	STATE WATER POLLUTION CLEANUP	12,000.00	Permit Fine-RWQCCB
036440	3/31/2014	A TEEM	A T.E.M. ELECTRICAL	7,820.00	Scada Improvements
036441	3/31/2014	AT&T	AT&T MOBILITY-ROC	476.67	
036442	3/31/2014	BG SOLU	SOLUTIONS BY BG INC.	2,200.00	Daily Tasks & Help Tickets
036443	3/31/2014	BSK4	BSK ASSOCIATES	115.00	
036444	3/31/2014	COEG	CITY OF ELK GROVE	60.04	
036445	3/31/2014	COUNTY4	SACRAMENTO COUNTY UTILITIES	85.07	
036446	3/31/2014	COUNTY4	SACRAMENTO COUNTY UTILITIES	91.70	
036447	3/31/2014	CR NTC	FIDELITY NATIONAL TITLE COMP	54.06	Closed Account-Refund Customer
036448	3/31/2014	CRBAR	BARTHOLOWE & ASSOCIATES	3,042.16	Closed Account-Refund Customer
036449	3/31/2014	CRELDOR	EL DORADO SAVINGS & LOAN	3,034.94	Closed Account-Refund Customer
036450	3/31/2014	CROCTC	ORANGE COAST TITLE COMPANY	175.24	Closed Account-Refund Customer
036451	3/31/2014	CROCTC	ORANGE COAST TITLE COMPANY	348.35	Closed Account-Refund Customer
036452	3/31/2014	CRRBC	ROLAND B. COLTON INSURANCE	725.42	Closed Account-Refund Customer
036453	3/31/2014	EFFECT	EFFECTIVE PHONE SOLUTIONS INC.	1,120.22	Disaster Recovery Backup offsite
036454	3/31/2014	EGCOC	ELK GROVE CHAMBER OF COMMERCE	45.00	
036455	3/31/2014	FASTENA	FASTENAL COMPANY	331.91	
036456	3/31/2014	GOLDEN	GOLDEN STATE FLOW MEASUREMENT	11,967.57	Materials/Supplies- Meter Retro & Distribution
036457	3/31/2014	GREAT A	GREATAMERICA LEASING CORP	144.50	Drought ad
036458	3/31/2014	HERBURG	HERBURGER PUBLICATIONS, INC	650.00	Well 9 Hampton Inspection
036459	3/31/2014	INDUSTR	INDUSTRIAL CONTRACTORS INC	4,329.99	Materials/Supplies-Meter Retro/ Distribution
036460	3/31/2014	ISCC	ISCC, INC	149.00	
036461	3/31/2014	JAYS	JAY'S TRUCKING SERVICE	512.32	
036462	3/31/2014	PACE	PACE SUPPLY CORP	564.58	
036463	3/31/2014	R&J	R & J IRRIGATION	26.25	
036464	3/31/2014	RADIAL	RADIAL TIRE OF ELK GROVE	531.40	Repairs/Maintenance-OPS
036465	3/31/2014	RDO 1	RDO TRUST # 80-5800	5,425.00	Rental-Bore Machine-Meter Retro
036466	3/31/2014	SMUD	SMUD	714.35	
036467	3/31/2014	TRAFF S	TRAFFIC SIGN SPECIALTIES	551.88	
036468	3/31/2014	TRUEPOI	TRUEPOINT SOLUTIONS	10,000.00	Annual Support Contract
036469	3/31/2014	VALL MO	VALLEY MOTOR PARTS	62.98	
				Total:	574,979.27



Check History Report

4/1/2014 to 4/30/2014
Elk Grove Water District

Check Number	Check Date	Vendor Number	Name	Check	Explanation
036439	4/1/2014	KIASER2	JOYCE E. KIASER	9,414.41	
036470	4/3/2014	ELK LOC	ELK GROVE LOCK AND SAFE CO	17.26	
036471	4/3/2014	FTB 3	FRANCHISE TAX BOARD	167.77	
036472	4/3/2014	JAN PRO	JAN-PRO CLEANING SYSTEMS	270.00	Janitorial-ADMIN
036473	4/3/2014	REPUBLI	REPUBLIC SERVICES #922	675.70	
036474	4/3/2014	SIERRA	SIERRA OFFICE SUPPLIES	283.22	
036475	4/9/2014	ABBEY	ABBEY FLOORING, INC	3,802.00	Carpet-ADMIN
036476	4/9/2014	AM	AM CONSERVATION GROUP, INC	1,877.45	Western Festival- Nozzles
036477	4/9/2014	BEST	BEST, BEST & KRIEGER	3,024.54	Legal
036478	4/9/2014	BG SOLU	SOLUTIONS BY BG INC.	2,200.00	Daily Tasks & Help Tickets
036479	4/9/2014	BSK4	BSK ASSOCIATES	546.00	Sampling
036480	4/9/2014	CDPH	CDPH-OCF	2,636.80	
036481	4/9/2014	DEL PAS	DEL PASO PIPE & STEEL INC	594.30	Water System Fees July 2013-December 2013
036482	4/9/2014	EGCOC	ELK GROVE CHAMBER OF COMMERCE	30.00	Materials/Supplies-Meter Retro/Distribution
036483	4/9/2014	EGPOWER	ELK GROVE POWER EQUIPMENT	27.37	
036484	4/9/2014	FASTENA	FASTENAL COMPANY	968.51	
036485	4/9/2014	FIRECOD	FIRECODE SAFETY EQUIPMENT	928.06	Materials/Supplies-Meter Retro/Distribution
036486	4/9/2014	JAN PRO	JAN-PRO CLEANING SYSTEMS	245.00	Annual Inspection
036487	4/9/2014	PAC BEN	PACIFIC BENEFIT CONSULTANTS	100.00	Janitorial-MOC
036488	4/9/2014	PACE	PACE SUPPLY CORP	70.20	
036489	4/9/2014	PACER	PACER SERVICE CENTER	27.00	
036490	4/9/2014	PEST	PEST CONTROL CENTER INC	80.00	
036491	4/9/2014	PLATT2	PLATT	72.11	
036492	4/9/2014	RAFTELI	RAFTELIS FINANCIAL CONSULTANTS	7,765.00	Update for our Rate Model
036493	4/9/2014	RCB BK	CARD SERVICE CENTER	92.22	
036494	4/9/2014	RCB DC	CARD SERVICE CENTER	1,775.36	Computers Repairs and Maintenance, Supplies,
036495	4/9/2014	RCB MM	CARD SERVICE CENTER	1,244.48	Training, parking, contracted services, meals, seminars
036496	4/9/2014	RCBJC	CARD SERVICE CENTER	491.34	Materials/Supplies-Distribution
036497	4/9/2014	ROOCO	ROOCO RENTS	25.00	
036498	4/9/2014	SIERRA	SIERRA OFFICE SUPPLIES	85.99	
036499	4/9/2014	SMUD	SMUD	6,065.37	
036500	4/9/2014	SMUD	SMUD	1,393.47	
036501	4/9/2014	SMUD	SMUD	59.76	
036502	4/9/2014	SMUD	SMUD	4,866.33	
036503	4/9/2014	SMUD	SMUD	91.09	
036504	4/9/2014	SMUD	SMUD	784.27	
036505	4/9/2014	SMUD	SMUD	2,436.75	
036506	4/9/2014	SMUD	SMUD	324.21	
036507	4/9/2014	SUMMIT	AIR WORKS INC	165.00	
036508	4/9/2014	TOSHIBA	TOSHIBA FINANCIAL SERVICES	528.93	Copier-ADMIN
036509	4/9/2014	VEHICLE	VEHICLE WRAPS, INC	90.31	
036510	4/17/2014	ACWAJPI	CB&T/ACWA-JPIA	46,132.38	
036511	4/17/2014	ADT	TYCO INTEGRATED SECURITY LLC	1,980.69	Security-MOC/ADMIN

036512	4/17/2014	AFLAC	AFLAC	2,461.52	Well #9 Hydro Tank Inspection
036513	4/17/2014	ALLIED2	ALLIED ENVIRONMENTAL INC.	4,320.00	Legal
036514	4/17/2014	BEST	BEST, BEST & KRIEGER	16,376.52	Annual Admin fees-March 2014/March 2015
036515	4/17/2014	BONY2	THE BANK OF NEW YORK MELLON	1,060.00	Security-Bank Deposits
036516	4/17/2014	BRINKS	BRINK'S INCORPORATED	270.19	Sampling
036517	4/17/2014	BSK4	BSK ASSOCIATES	490.00	Phones-MOC & ADMIN
036518	4/17/2014	CONSOLI	CONSOLIDATED COMMUNICATIONS	1,209.38	Ethernet Service
036519	4/17/2014	CONSOLI	CONSOLIDATED COMMUNICATIONS	236.86	Monthly Billing
036520	4/17/2014	DATAPRO	DATAPROSE LLC	6,644.29	Meters-Meter Retro
036521	4/17/2014	DIGNITY	DIGNITY HEALTH MED FDTN-SAC	55.00	Materials/Supplies-Meter Retro/Distribution
036522	4/17/2014	FASTENA	FASTENAL COMPANY	8.33	Fuel
036523	4/17/2014	GOLDEN	GOLDEN STATE FLOW MEASUREMENT	5,612.99	Materials/Supplies-Meter Retro/Distribution
036524	4/17/2014	HALING	CINDY HALING	135.00	Western Festival- Rubber Ducks
036525	4/17/2014	HANFORD	HANFORD READY MIX INC.	468.33	Postage Machine-ADMIN
036526	4/17/2014	INT STA	INTERSTATE OIL COMPANY	2,254.07	Repair & Maintenance Vehicles
036527	4/17/2014	PACE	PACE SUPPLY CORP	6,125.76	Materials/Supplies-Meter Retro/Distribution
036528	4/17/2014	PAULA M	PAULA MAITA & COMPANY	1,971.80	Postage Machine-ADMIN
036529	4/17/2014	PEST	PEST CONTROL CENTER INC	80.00	Repair & Maintenance Vehicles
036530	4/17/2014	PG&E	PACIFIC GAS & ELECTRIC COMPANY	20.26	Materials/Supplies-Meter Retro/Distribution
036531	4/17/2014	PIT 4	PURCHASE POWER	520.99	Air cards-Laptops/On call Phone
036532	4/17/2014	PRE ALL	PREFERRED ALLIANCE, INC	199.00	Clothing Reimbursement
036533	4/17/2014	RADIAL	RADIAL TIRE OF ELK GROVE	260.52	Legal
036534	4/17/2014	ROOCO	ROOCO RENTS	25.00	Daily Tasks & Help Tickets
036535	4/17/2014	SIERRA	SIERRA OFFICE SUPPLIES	547.40	Dump Trailer
036536	4/17/2014	TEICHER	A TEICHERT & SON INC	522.28	Materials/Supplies-Meter Retro/Distribution
036537	4/17/2014	VERIZON	VERIZON WIRELESS	649.29	Air cards-Laptops/On call Phone
036538	4/17/2014	WILSON	MARCELL WILSON	203.00	Clothing Reimbursement
036539	4/23/2014	AIRGAS	AIRGAS NCN	262.75	Legal
036540	4/23/2014	BEST	BEST, BEST & KRIEGER	2,976.47	Daily Tasks & Help Tickets
036541	4/23/2014	BG SOLU	SOLUTIONS BY BG INC.	4,400.00	Dump Trailer
036542	4/23/2014	CAL SITE	CALIFORNIA STEAM	190.25	Materials/Supplies-Meter Retro/Distribution
036543	4/23/2014	D2 TRA	D2 TRAILER SALES AND SERVICE	7,508.80	Materials/Supplies-Meter Retro/Distribution
036544	4/23/2014	FASTENA	FASTENAL COMPANY	21.84	Materials/Supplies-Meter Retro
036545	4/23/2014	GOLDEN	GOLDEN STATE FLOW MEASUREMENT	287.48	Materials/Supplies-Meter Retro/Distribution
036546	4/23/2014	INLAND	INLAND BUSINESS SYSTEMS	128.51	Materials/Supplies-Meter Retro/Distribution
036547	4/23/2014	JAYS	JAY'S TRUCKING SERVICE	644.64	Materials/Supplies-Meter Retro
036548	4/23/2014	PACE	PACE SUPPLY CORP	9,176.42	Materials/Supplies-Meter Retro
036549	4/23/2014	RAYN GU	RAYNGUARD PROTECTIVE MATERIALS	62.39	Materials/Supplies-Meter Retro
036550	4/23/2014	RCB RS	CARD SERVICE CENTER	378.62	VOID
036551	4/23/2014	S&J MOV	S&J MOVING SUPPLIES	292.68	Certification Reimbursement
036552	4/23/2014	SIERRA	SIERRA OFFICE SUPPLIES	111.81	Daily Tasks & Help Tickets
036553	4/23/2014	VALL MO	VALLEY MOTOR PARTS	173.84	Security-Bank Deposits
036554	4/23/2014	ZOOM	ZOOM IMAGING SOLUTIONS, INC	137.37	Sampling
036555	4/23/2014	WESTERN	WESTERN EXTERMINATOR	245.00	
036555	4/23/2014	WESTERN	WESTERN EXTERMINATOR	245.00-	
036556	4/30/2014	AIRGAS	AIRGAS USA, LLC	94.87	
036557	4/30/2014	ALAN AR	ALAN ARAGON	100.00	
036558	4/30/2014	BG SOLU	SOLUTIONS BY BG INC.	2,200.00	
036559	4/30/2014	BRINKS	BRINK'S INCORPORATED	269.60	
036560	4/30/2014	BSK4	BSK ASSOCIATES	1,335.00	
036561	4/30/2014	CHUCKS	CHUCKS PORTABLES	237.39	
036562	4/30/2014	COUNTY4	SACRAMENTO COUNTY UTILITIES	85.24	

036563	4/30/2014	COUNTY4	SACRAMENTO COUNTY UTILITIES	91.72	
036564	4/30/2014	COUNTY4	SACRAMENTO COUNTY UTILITIES	91.70	
036565	4/30/2014	CRF MPN	MARJORIE & PAUL NORGUARD	29.16	
036566	4/30/2014	DITCH	DITCH WITCH EQUIPMENT CO., INC	430.82	Materials/Supplies-Meter Retro/Distribution
036567	4/30/2014	FASTENA	FASTENAL COMPANY	695.48	Well site communications
036568	4/30/2014	FRONT C	FRONTIER COMMUNICATIONS	213.03	Well site communications
036569	4/30/2014	FRONT C	FRONTIER COMMUNICATIONS	163.53	Well site communications
036570	4/30/2014	FRONT C	FRONTIER COMMUNICATIONS	168.91	
036571	4/30/2014	GRAINGE	GRAINGER	179.66	
036572	4/30/2014	HINTON	SEAN HINTON	904.00	Education Reimbursement
036573	4/30/2014	INT STA	INTERSTATE OIL COMPANY	1,702.06	Fuel
036574	4/30/2014	JAYS	JAY'S TRUCKING SERVICE	318.97	Materials/Supplies-Meter Retro/Distribution
036575	4/30/2014	JOHN D	JOHN DEERE LANDSCAPES, INC	143.43	
036576	4/30/2014	PACE	PACE SUPPLY CORP	15,187.21	Materials/Supplies-Meter Retro/Distribution
036577	4/30/2014	PAULA M	PAULA MAITA & COMPANY	710.52	
036578	4/30/2014	PETTY	PETTY CASH	222.64	
036579	4/30/2014	PHENIX	PHENIX PRINT & IMAGE	615.60	Blank Card Stock- Printing
036580	4/30/2014	PIT 2	PITNEY BOWES GLOBAL FINANCIAL	197.67	
036581	4/30/2014	R&J	R & J IRRIGATION	99.43	
036582	4/30/2014	RADIAL	RADIAL TIRE OF ELK GROVE	88.23	
036583	4/30/2014	RDO 1	RDO TRUST # 80-5800	5,425.00	Equipment Rental-Bore Machine
036584	4/30/2014	SIERRA	SIERRA CHEMICAL COMPANY	1,312.57	Sodium Hypochlorite-Treatment
036585	4/30/2014	SIERRA	SIERRA OFFICE SUPPLIES	89.56	
036586	4/30/2014	VALL MO	VALLEY MOTOR PARTS	255.78	Materials/Supplies-Meter Retro/Distribution
036587	4/30/2014	VANCE	JOHN VANCE	60.00	Clothing Reimbursement
036589	4/30/2014	ADT	TYCO INTEGRATED SECURITY LLC	700.00	Service Call-ADMIN
036590	4/30/2014	AFLAC	AFLAC	2,461.52	
036591	4/30/2014	BSK4	BSK ASSOCIATES	675.00	Sampling
036592	4/30/2014	CAP RUB	CAPITAL RUBBER	16.28	
036593	4/30/2014	CDPH	CDPH-OCF	90.00	D3 Certification-Alan Araoon
036594	4/30/2014	CDPH	CDPH-OCF	105.00	D4 Certification-Sean Hinton
036595	4/30/2014	CDPH	CDPH-OCF	55.00	Distribution Cert D1-Justin Mello
036596	4/30/2014	COEG	CITY OF ELK GROVE	1,168.05	Meter Retro Inspection
036597	4/30/2014	GREAT A	GREATAMERICA LEASING CORP	144.50	
036598	4/30/2014	HANFORD	HANFORD READY MIX INC.	305.94	
036599	4/30/2014	PACE	PACE SUPPLY CORP	13,101.26	Materials/Supplies-Meter Retro/Distribution
036600	4/30/2014	RADIAL	RADIAL TIRE OF ELK GROVE	660.30	Materials/Supplies-Meter Retro/Distribution
036601	4/30/2014	RAYN GU	RAYNGUARD PROTECTIVE MATERIALS	155.97	(2) Invoices-Repairs and Maintenance-Treatment
036602	4/30/2014	RCB BK	CARD SERVICE CENTER	212.54	
036603	4/30/2014	RCB SS	CARD SERVICE CENTER	158.56	
036604	4/30/2014	SMUD	SMUD	723.62	
036605	4/30/2014	SMUD	SMUD	6,822.95	
036606	4/30/2014	SMUD	SMUD	2,960.30	
036607	4/30/2014	SMUD	SMUD	1,130.42	
036608	4/30/2014	SMUD	SMUD	5,833.20	
036609	4/30/2014	SMUD	SMUD	91.47	
036610	4/30/2014	SMUD	SMUD	1,855.80	
036611	4/30/2014	SMUD	SMUD	2,086.62	
036612	4/30/2014	SMUD	SMUD	911.36	
036613	4/30/2014	SRBX	SRBX	130.00	Safety Expo
036614	4/30/2014	WHITE	HDS WHITE CAP CONST SUPPLY	164.89	
				Total:	260,376.63

**Florin Resource Conservation District
CASH - Detail Schedule of Investments
4/30/2014**

HELD BY BOND TRUSTEE:		Account number / name	Investment Name	Investment Type	Restrictions	Market Value
G/L Account # Money Market Fund						
1130-000-30	Building	BNY 113518 FRCD 08 2003 A/B Rev Fd	Dreyfus Inst Treasury	MM Mutual Fund	Restricted	\$ 268,185.59
	Building	BNY 113522 FRCD 08 2003 B SUB IPF	Dreyfus Inst Treasury	MM Mutual Fund	Restricted	0.00
	Building	BNY 113591 FRCD 08 03 A/B O/M RES FD	Dreyfus Inst Treasury	MM Mutual Fund	Restricted	180,323.49
1132-000-30	Building	BNY 113594 FRCD 08 03 A/B RES FD	Dreyfus Inst Treasury	MM Mutual Fund	Restricted	460,000.00
	Building	BNY 113598 FRCD 03 A INST PMT FD	Dreyfus Inst Treasury	MM Mutual Fund	Restricted	0.00
	Building	BNY 113599 FRCD 08 03 A SR IPF	Dreyfus Inst Treasury	MM Mutual Fund	Restricted	0.00
1133-000-30	Building	BNY 113601 FRCD 2003 A/B CAR/PAINT EXP	Dreyfus Inst Treasury	MM Mutual Fund	Restricted	3,774.72
1134-000-30	Building	BNY 113602 FRCD 2003 A/B ADMIN EXP FD	Dreyfus Inst Treasury	MM Mutual Fund	Restricted	31,881.23
1103-000-20	Water	BNY 113757 FRCD 2002 INST PMT SER B	Dreyfus Inst Treasury	MM Mutual Fund	Restricted	2.00
	Water	BNY 113759 FRCD 2002 INST PMT SER B	Dreyfus Inst Treasury	MM Mutual Fund	Restricted	0.01
	Water	BNY 113756 FRCD INST PMT SER A	Dreyfus Inst Treasury	MM Mutual Fund	Restricted	0.00
1102-000-20	Water	BNY 113576 FRCD 2003 A CONST FUND	Dreyfus Inst Treasury	MM Mutual Fund	Restricted	1,320.94
1107-000-20	Water	BNY 113584 FRCD 2005 A CONST FUND	Dreyfus Inst Treasury	MM Mutual Fund	Restricted	0.00
1122-000-20	Water	BNY 113585 FRCD 2005 A INST PM	Dreyfus Inst Treasury	MM Mutual Fund	Restricted	1.00
1123-000-20	Water	BNY 113586 FRCD 2005 A RATE STAB	Dreyfus Inst Treasury	MM Mutual Fund	Restricted	192,417.68
1121-000-20	Water	BNY 113587 FRCD 2005 A RES FD	Dreyfus Inst Treasury	MM Mutual Fund	Restricted	1.00
1101-000-20	Water	BNY 113764 FRCD 2002 A/B RATE STABILIZATION	Dreyfus Inst Treasury	MM Mutual Fund	Restricted	779,363.83
				Subtotal		\$ 1,917,271.49
1001-000-20	Water	CASH ON HAND			Unrestricted	\$ 300.00
HELD BY RIVER CITY BANK:						
1010-000-10	FRCD	RCB 1111057982 CHECKING ACCOUNT			Unrestricted	144,614.01
1010-000-20	Water	RCB 1111063486 GENERAL CHECKING			Unrestricted	385,461.45
1020-000-20	Water	RCB 1111028001 MONEY MARKET			Unrestricted	5,332,890.78
1030-000-20	Water	RCB 1111025851 CHARGE CARD ACCOUNT			Unrestricted	151,520.80
1040-000-20	Water	RCB 1111096589 HIGH YIELD MONEY MARKET			Unrestricted	3,177,072.14
1050-000-20	Water	RCB 1111099502 DEBT SERVICE ACCOUNT			Unrestricted	30,404.39
1060-000-20	Water	RCB 1111097844 PAYROLL ACCOUNT			Unrestricted	140,929.35
1070-000-20	Water	RCB 1111097933 WEB PAYMENT RECEIPTS			Unrestricted	204,869.28
				Subtotal		\$ 9,567,762.20
1080-000-20	Water	Office of the Treasurer - Sacramento California	LAIF	Investment Pool	Unrestricted	\$ 2,827,345.40
					N/A	
				Total		\$ 14,312,679.09
				Total Restricted		\$ 1,917,271.49
				Total Unrestricted		\$ 12,395,407.60

Elk Grove Water District
Active Account Information
3/31/2014

	JULY	AUG	SEPT	OCT	NOV	DEC	JAN	FEB	MAR	APR	MAY	JUNE
Water Accounts:												
Non-metered												
Residential	938	947	813	594	475	422	384	342	294			
Commercial	110	110	110	110	108	102	102	89	81			
Metered												
Residential	10,605	10,595	10,724	10,949	11,034	11,093	11,141	11,163	11,213			
Commercial	388	392	397	394	394	397	397	414	421			
Fire Service	123	123	123	123	123	123	123	123	123			
Total Accounts	12,164	12,167	12,167	12,170	12,134	12,137	12,147	12,131	12,132			

Elk Grove Water District
Active Account Information
FY 2012/2013

	JULY	AUG	SEPT	OCT	NOV	DEC	JAN	FEB	MAR	APR	MAY	JUNE
Water Accounts:												
Non-metered												
Residential	2,967	2,769	2,342	2,323	2,176	2,071	1,874	1,615	1,350	1,471	1,315	1,074
Commercial	123	123	123	123	123	117	116	118	117	116	116	119
Metered												
Residential	8,717	8,333	9,269	9,287	9,400	9,583	9,662	9,988	10,166	10,163	10,344	10,449
Commercial	380	380	380	380	380	382	383	381	384	382	383	382
Fire Service	118	118	118	118	118	119	129	123	123	123	123	124
Total Accounts	12,305	12,323	12,232	12,231	12,197	12,272	12,164	12,225	12,140	12,255	12,281	12,148

Consent Calendar Item# f

Elk Grove Water District
Active Account Information
4/30/2014

	JULY	AUG	SEPT	OCT	NOV	DEC	JAN	FEB	MAR	APR	MAY	JUNE
Water Accounts:												
Non-metered												
Residential	938	947	813	594	475	422	384	342	294	241		
Commercial	110	110	110	110	108	102	102	89	81	51		
Metered												
Residential	10,605	10,595	10,724	10,949	11,034	11,093	11,141	11,163	11,213	11,271		
Commercial	388	392	397	394	394	397	397	414	421	451		
Fire Service	123	123	123	123	123	123	123	123	123	123		
Total Accounts	12,164	12,167	12,167	12,170	12,134	12,137	12,147	12,131	12,132	12,135	-	-

Elk Grove Water District
Active Account Information
FY 2012/2013

	JULY	AUG	SEPT	OCT	NOV	DEC	JAN	FEB	MAR	APR	MAY	JUNE
Water Accounts:												
Non-metered												
Residential	2,967	2,769	2,342	2,323	2,176	2,071	1,874	1,615	1,350	1,471	1,315	1,074
Commercial	123	123	123	123	123	117	116	118	117	116	116	119
Metered												
Residential	8,717	8,933	9,269	9,287	9,400	9,583	9,662	9,988	10,166	10,163	10,344	10,449
Commercial	380	380	380	380	380	382	383	381	384	382	383	382
Fire Service	118	118	118	118	118	119	129	123	123	123	123	124
Total Accounts	12,305	12,323	12,232	12,231	12,197	12,272	12,164	12,225	12,140	12,255	12,281	12,148

Consent
Calendar Month



Elk Grove Water District

Bond Covenant Status

For Fiscal Year 2013-14

As of March 31, 2014

Operating Revenues:

Charges for Services	\$	10,501,454
-----------------------------	----	------------

Operating Expenses:

Salaries & Benefits		2,329,293
Seminars, Conventions and Travel		11,158
Office & Operational		2,705,543
Outside Services		359,433
Equipment Rent, Taxes, an Utilities		309,655
Depreciation & Amortization		1,448,865
Total Operating Expenses		7,163,947

Income From Operations	\$	3,337,507
-------------------------------	-----------	------------------

Covenant Number 1

Income From Operations		3,337,507
Add: Depreciation & Amortization Expenses		1,448,865
Add: Rate Stabilization Fund (See note)		728,836
Total		5,515,208

Interest & Principal Payments		
2,595,984 interest + 1,175,000 principal		2,828,238
Coverage Ratio		1.95

Covenant Number 2

Income From Operations		3,337,507
Add: Depreciation & Amortization Expenses		1,448,865
Total		4,786,372

Interest & Principal Payments		
2,595,984 interest + 1,175,000 principal		2,828,238
Coverage Ratio		1.69

Note: The calculation for the period = rate stabilization fund times the percentage of the year

Required Ratios:

#1	1.25
#2	1.15

Elk Grove Water District

Bond Covenant Status

For Fiscal Year 2013-14

As of April 30, 2014

Operating Revenues:

Charges for Services	\$	11,465,434
----------------------	----	------------

Operating Expenses:

Salaries & Benefits		2,687,617
Seminars, Conventions and Travel		11,712
Office & Operational		2,931,144
Outside Services		399,003
Equipment Rent, Taxes, and Utilities		335,517
Depreciation & Amortization		1,609,850
Total Operating Expenses		7,974,843

Income From Operations	\$	3,490,591
-------------------------------	-----------	------------------

Covenant Number 1

Income From Operations		3,490,591
Add: Depreciation & Amortization Expenses		1,609,850
Add: Rate Stabilization Fund (See note)		809,818
Total		5,910,259

Interest & Principal Payments		
2,595,984 interest + 1,175,000 principal		3,142,487
Coverage Ratio		1.88

Covenant Number 2

Income From Operations		3,490,591
Add: Depreciation & Amortization Expenses		1,609,850
Total		5,100,441

Interest & Principal Payments		
2,595,984 interest + 1,175,000 principal		3,142,487
Coverage Ratio		1.62

Note: The calculation for the period = rate stabilization fund times the percentage of the year

Required Ratios:

#1	1.25
#2	1.15



Elk Grove Water District
Revenues and Expenses Actual to Budget
March 31, 2014

General Ledger Reference	March		YTD Activity	Annual Budget		9/12=75.00%		
	Activity	Budget		Variance	%		Activity	Budget
Revenues	933,093	1,167,343	-234,250	-20.07%	10,501,454	14,008,117	-3,506,663	74.97%
Salaries & Benefits (1)	202,345	307,479	-105,134	-34.19%	2,329,293	3,689,748	-1,360,455	63.13%
Seminars, Conventions and Travel	451	2,718	-2,266	-83.39%	11,158	32,610	-21,452	34.22%
Office & Operational (2)	242,089	333,589	-91,500	-27.43%	2,705,543	4,003,070	-1,297,527	67.59%
Outside Services (2)	41,730	52,706	-10,976	-20.83%	359,433	632,476	-273,043	56.83%
Equipment Rent, Taxes, Utilities	25,920	41,436	-15,516	-37.45%	309,655	497,229	-187,574	62.28%
Total Operational Expenses	512,536	737,928	-225,392	-30.54%	5,715,081	8,855,133	-3,140,052	64.54%
Net Operations	420,558				4,786,372			
Non-Operating Activity								
Depreciation & Amortization	160,985	160,985	0	0.00%	1,448,865	1,931,820	-482,955	75.00%
Bond Interest Accrued	216,332	216,332	0	0.00%	1,946,988	2,595,984	-648,996	75.00%
Interest Expense	4,637	4,637	0	0.00%	41,737	55,649	-13,912	75.00%
Interest Earned	1,019	0	1,019		7,652	0	7,652	
Other	497	0	-497	0.00%	108,333	0	108,333	
Revenues in Excess of Expenditures (Net Revenues)	40,120				1,464,767			
Capital Expenses								
Capital Improvements					750,043			
Capital Replacements					134,744			
Equipment					11,183			
Bond Retirement: \$1,175,000					881,250			
Elk Grove Note: Principal \$59,337					44,503			
Total Capital And Debt Retirement Expenditures					1,821,723			
Net Cash Position after Capital and Debt Retirement Expenditures					(356,956)			

(1) A total of \$370,955 of salary expenses will be capitalized to the Meter Retrofit CIP Program at year end, which will reduce the final expenditures.
 (2) A total of \$167,226 of operational expenses will be capitalized to the Meter Retrofit CIP Program at year end, which will reduce the final expenditures.
 (2) Estimated Expenditures: Purchased Water \$163,820, Electricity \$16,021, and \$19,335 in March.

Elk Grove Water District
Revenues and Expenses Actual to Budget
April 30, 2014

General Ledger Reference	March		YTD		10/12=83.34%	
	Activity	Budget	Activity	Budget	Variance	%
Revenues	963,980	1,167,343	11,465,434	14,008,117	-2,542,683	81.85%
Salaries & Benefits (1)	355,110	307,479	2,687,617	3,689,748	-1,002,131	72.84%
Seminars, Conventions and Travel	554	2,718	11,712	32,610	-20,898	35.92%
Office & Operational (2)	225,447	333,589	2,931,144	4,003,070	-1,071,926	73.22%
Outside Services (2)	58,374	52,706	399,003	632,476	-233,473	63.09%
Equipment Rent, Taxes, Utilities	41,884	41,436	335,517	497,229	-161,712	67.48%
Total Operational Expenses	681,370	737,928	6,364,993	8,855,133	-2,490,140	71.88%
Net Operations	282,611		5,100,441			
Non-Operating Activity						
Depreciation & Amortization	160,985	160,985	1,609,850	1,931,820	-321,970	83.33%
Bond Interest Accrued	216,332	216,332	2,163,320	2,595,984	-432,664	83.33%
Interest Expense	4,637	4,637	46,374	55,649	-9,275	83.33%
Interest Earned	909	0	9,487	0	9,487	
Other	0	0	118,333	0	-118,333	
Revenues in Excess of Expenditures (Net Revenues)	-98,435		1,408,716			
Capital Expenses						
Capital Improvements			788,157			
Capital Replacements			139,064			
Equipment			20,208			
Bond Retirement: \$1,175,000			979,167			
Elk Grove Note: Principal \$59,337			49,448			
Total Capital And Debt Retirement Expenditures			1,976,043			
Net Cash Position after Capital and Debt Retirement Expenditures			(567,328)			

(1) A total of \$370,955 of salary expenses will be capitalized to the Meter Retrofit CIP Program at year end, which will reduce the final expenditures.
 (2) A total of \$167,226 of operational expenses will be capitalized to the Meter Retrofit CIP Program at year end, which will reduce the final expenditures.
 (2) Estimated Expenditures: Purchased Water \$174,347 in April, and \$338,167 Year-To-Date.

**Florin Resource Conservation District
CASH - Detail Schedule of Investments
3/31/2014**

HELD BY BOND TRUSTEE:		Account number / name	Investment Name	Investment Type	Restrictions	Market Value
G/L Account # Money Market Fund						
1130-000-30	Building	BNY 113518 FRCD OB 2003 A/B Rev Fd	Dreyfus Inst Treasury	MM Mutual Fund	Restricted	\$ 194,755.11
	Building	BNY 113522 FRCD OB 2003 B SUB IPF	Dreyfus Inst Treasury	MM Mutual Fund	Restricted	0.00
	Building	BNY 113591 FRCD OB 03 A/B O/M RES FD	Dreyfus Inst Treasury	MM Mutual Fund	Restricted	180,323.49
1132-000-30	Building	BNY 113594 FRCD OB 03 A/B RES FD	Dreyfus Inst Treasury	MM Mutual Fund	Restricted	460,000.00
	Building	BNY 113598 FRCD 03 A INST PMT FD	Dreyfus Inst Treasury	MM Mutual Fund	Restricted	0.00
	Building	BNY 113599 FRCD OB 03 A SR IPF	Dreyfus Inst Treasury	MM Mutual Fund	Restricted	0.00
1133-000-30	Building	BNY 113601 FRCD 2003 A/B CAR/PAINT EXP	Dreyfus Inst Treasury	MM Mutual Fund	Restricted	3,774.72
1134-000-30	Building	BNY 113602 FRCD 2003 A/B ADMIN EXP FD	Dreyfus Inst Treasury	MM Mutual Fund	Restricted	49,417.76
1103-000-20	Water	BNY 113757 FRCD 2002 INST PMT SER B	Dreyfus Inst Treasury	MM Mutual Fund	Restricted	2.00
	Water	BNY 113759 FRCD 2002 INST PMT SER B	Dreyfus Inst Treasury	MM Mutual Fund	Restricted	0.01
1102-000-20	Water	BNY 113756 FRCD INST PMT SER A	Dreyfus Inst Treasury	MM Mutual Fund	Restricted	0.00
1107-000-20	Water	BNY 113576 FRCD 2003 A CONST FUND	Dreyfus Inst Treasury	MM Mutual Fund	Restricted	1,320.94
1122-000-20	Water	BNY 113584 FRCD 2005 A CONST FUND	Dreyfus Inst Treasury	MM Mutual Fund	Restricted	0.00
1123-000-20	Water	BNY 113585 FRCD 2005 A INST PM	Dreyfus Inst Treasury	MM Mutual Fund	Restricted	1.00
1121-000-20	Water	BNY 113586 FRCD 2005 A RATE STAB	Dreyfus Inst Treasury	MM Mutual Fund	Restricted	192,417.68
	Water	BNY 113587 FRCD 2005 A RES FD	Dreyfus Inst Treasury	MM Mutual Fund	Restricted	1.00
1101-000-20	Water	BNY 113764 FRCD 2002 A/B RATE STABILIZATION	Dreyfus Inst Treasury	MM Mutual Fund	Restricted	779,363.83
			Subtotal			\$ 1,861,377.54
1001-000-20	Water	CASH ON HAND			Unrestricted	\$ 300.00
HELD BY RIVER CITY BANK:						
1010-000-10	FRCD	RCB 1111057982 CHECKING ACCOUNT			Unrestricted	157,190.90
1010-000-20	Water	RCB 1111063486 GENERAL CHECKING			Unrestricted	277,638.78
1020-000-20	Water	RCB 1111028001 MONEY MARKET			Unrestricted	4,892,510.71
1030-000-20	Water	RCB 1111025851 CHARGE CARD ACCOUNT			Unrestricted	151,422.48
1040-000-20	Water	RCB 1111096589 HIGH YIELD MONEY MARKET			Unrestricted	3,176,549.97
1050-000-20	Water	RCB 1111099502 DEBT SERVICE ACCOUNT			Unrestricted	30,403.89
1060-000-20	Water	RCB 1111097844 PAYROLL ACCOUNT			Unrestricted	208,889.57
1070-000-20	Water	RCB 1111097933 WEB PAYMENT RECEIPTS			Unrestricted	346,198.58
			Subtotal			\$ 9,240,804.88
1080-000-20	Water	Office of the Treasurer - Sacramento California	LAIF	Investment Pool	Unrated	\$ 2,825,739.20
					N/A	
			Total			\$ 13,928,221.62
			Total Restricted			\$ 1,861,377.54
			Total Unrestricted			\$ 12,066,844.08

**Consent
Calendar Item!**

**Florin Resource Conservation District
CASH - Detail Schedule of Investments
4/30/2014**

Consent
Calendar Item#

jm

HELD BY BOND TRUSTEE:	G/L Account #	Account number / name	Investment Name	Investment Type	Restrictions	Market Value
	Money Market Fund					
1130-000-30	Building	BNY 113518 FRCD OB 2003 A/B Rev Fd	Dreyfus Inst Treasury	MM Mutual Fund	Restricted	\$ 268,185.59
	Building	BNY 113522 FRCD OB 2003 B SUB IPF	Dreyfus Inst Treasury	MM Mutual Fund	Restricted	0.00
	Building	BNY 113591 FRCD OB 03 A/B O/M RES FD	Dreyfus Inst Treasury	MM Mutual Fund	Restricted	180,323.49
1132-000-30	Building	BNY 113594 FRCD OB 03 A/B RES FD	Dreyfus Inst Treasury	MM Mutual Fund	Restricted	460,000.00
	Building	BNY 113598 FRCD 03 A INST PMT FD	Dreyfus Inst Treasury	MM Mutual Fund	Restricted	0.00
	Building	BNY 113599 FRCD OB 03 A SR IPF	Dreyfus Inst Treasury	MM Mutual Fund	Restricted	0.00
1133-000-30	Building	BNY 113601 FRCD 2003 A/B CAR/PAINT EXP	Dreyfus Inst Treasury	MM Mutual Fund	Restricted	3,774.72
1134-000-30	Building	BNY 113602 FRCD 2003 A/B ADMIN EXP FD	Dreyfus Inst Treasury	MM Mutual Fund	Restricted	31,881.23
1103-000-20	Water	BNY 113757 FRCD 2002 INST PMT SER B	Dreyfus Inst Treasury	MM Mutual Fund	Restricted	2.00
	Water	BNY 113759 FRCD 2002 INST PMT SER B	Dreyfus Inst Treasury	MM Mutual Fund	Restricted	0.01
1102-000-20	Water	BNY 113756 FRCD INST PMT SER A	Dreyfus Inst Treasury	MM Mutual Fund	Restricted	0.00
1107-000-20	Water	BNY 113576 FRCD 2003 A CONST FUND	Dreyfus Inst Treasury	MM Mutual Fund	Restricted	1,320.94
1122-000-20	Water	BNY 113584 FRCD 2005 A CONST FUND	Dreyfus Inst Treasury	MM Mutual Fund	Restricted	0.00
1123-000-20	Water	BNY 113585 FRCD 2005 A INST PM	Dreyfus Inst Treasury	MM Mutual Fund	Restricted	1.00
1121-000-20	Water	BNY 113586 FRCD 2005 A RATE STAB	Dreyfus Inst Treasury	MM Mutual Fund	Restricted	192,417.68
	Water	BNY 113587 FRCD 2005 A RES FD	Dreyfus Inst Treasury	MM Mutual Fund	Restricted	1.00
1101-000-20	Water	BNY 113764 FRCD 2002 A/B RATE STABILIZATION	Dreyfus Inst Treasury	MM Mutual Fund	Restricted	779,363.83
			Subtotal			\$ 1,917,271.49
1001-000-20	Water	CASH ON HAND			Unrestricted	\$ 300.00
		HELD BY RIVER CITY BANK:				
1010-000-10	FRCD	RCB 1111057982 CHECKING ACCOUNT			Unrestricted	144,614.01
1010-000-20	Water	RCB 1111063486 GENERAL CHECKING			Unrestricted	385,461.45
1020-000-20	Water	RCB 1111028001 MONEY MARKET			Unrestricted	5,332,890.78
1030-000-20	Water	RCB 1111025851 CHARGE CARD ACCOUNT			Unrestricted	151,520.80
1040-000-20	Water	RCB 1111096589 HIGH YIELD MONEY MARKET			Unrestricted	3,177,072.14
1050-000-20	Water	RCB 1111099502 DEBT SERVICE ACCOUNT			Unrestricted	30,404.39
1060-000-20	Water	RCB 1111097844 PAYROLL ACCOUNT			Unrestricted	140,929.35
1070-000-20	Water	RCB 1111097933 WEB PAYMENT RECEIPTS			Unrestricted	204,869.28
			Subtotal			\$ 9,567,762.20
1080-000-20	Water	Office of the Treasurer - Sacramento California	LAIF	Investment Pool	Unrestricted	\$ 2,827,345.40
					N/A	
			Total			\$ 14,312,679.09
			Total Restricted			\$ 1,917,271.49
			Total Unrestricted			\$ 12,395,407.60

Consultant Expenses
March 31, 2014

Consent
Colander Rom/

5

Fiscal Retainer Contracts

Consultant	Description	Current Month	Paid to date	Budget/Contract Amount	Percent of year (75%)
Best Best, & Krieger**	Task orders	23,264	150,347	185,000	81.27%
Solutions by BG, Inc.	Task orders	8,800	79,829	114,400	69.78%

Project Specific Contracts

Consultant	Description	Current Month	Paid to date	Budget/Contract Amount	Percent of Contract Amount
Brown & Caldwell*	Wells - 4, 5, 6, 7, 10, 11 and 12		18,567	33,482	55.45%
HydroScience*	Hampton Water Treatment	11,778	51,373	62,853	81.74%
MC Engineering, Inc	Meter Reading & Billing Opt		15,619	14,862	105.09%
Rudy Schroeder	Safety Consulting		8,251	13,500	61.12%
Willdan Financial Services	Water Rate Study		106,956	106,956	100.00%

*Capital Projects 78,191

**Legal Cost detail - FY 13/14

Operations	\$ 72,633
FRCD/EDC	\$ 58,567
Litigation	19,147
Other	
TOTAL	150,347

Consultant Expenses
April 30, 2014

Consent
Calendar Item#

0

Fiscal Retainer Contracts

Consultant	Description	Current Month	Paid to date	Budget/Contract Amount	Percent of year (83%)
Best Best, & Krieger**	Task orders	6,239	156,586	185,000	84.64%
Solutions by BG, Inc.	Task orders	8,800	88,629	114,400	77.47%

Project Specific Contracts

Consultant	Description	Current Month	Paid to date	Budget/Contract Amount	Percent of Contract Amount
Brown & Caldwell*	Wells - 4, 5, 6, 7, 10, 11 and 12		18,567	33,482	55.45%
HydroScience*	Hampton Water Treatment		51,373	62,853	81.74%
MC Engineering, Inc	Meter Reading & Billing Opt		15,619	14,862	105.09%
Rudy Schroeder	Safety Consulting		8,251	13,500	61.12%
Willdan Financial Services	Water Rate Study		106,956	106,956	100.00%

*Capital Projects 78,191

**Legal Cost detail - FY 13/14
 Operations \$ 76,066
 FRCD/EDC \$ 60,680
 Litigation 19,840
 Other
 TOTAL 156,586

Consent Calendar Item #p: Conservation Activities for the month of March:

3/5/2014: AB 1234, Brown Act, Ethics Training

3/13/2014: ALS workgroup meeting with DWR and other RCDs

3/20/2014: Stone Lakes National Wildlife Refuge board meeting

Consent Calendar Item #q: Conservation Activities for the month of April:

4/7/2014 – Meeting with Scot Mende and David Kwong at the City of Sacramento to discuss annexation of FRCD property at 2450 Florin Road into the FRCD boundaries

4/8/2014 – Stone Lakes National Wildlife Refuge, 20th anniversary celebration planning meeting

4/18/2014 – Meeting with Shakoora Azimi-Gaylon, Sacramento-San Joaquin Delta Conservancy, to discuss formation of the Delta Watershed Initiative Network, a partnership of regional organizations that would seek grant funding for conservation restoration projects

4/26/2014 – Elk Grove Creek Week and Elk Grove Greener Gardens Festival

4/29/2014 – Nature Bowl, Stone Lakes National Wildlife Refuge

4/30/2014 – EGUSD Service Learning committee meeting

May 28, 2014

TO: Chairman and Directors of the Florin Resource Conservation District
FROM: Mark J. Madison, General Manager
SUBJECT: **OPERATIONS REPORT – MARCH 2014**

RECOMMENDATION

This item is presented for information only. No action by the Board is proposed at this time.

Summary

The Operations Report is a standing item on the regular board meeting agenda.

All regulatory requirements were met for the month of March. Other notable events are described below.

DISCUSSION

Background

Every month, staff presents an update of the activities related to the operations of the District. Included for the Board's review is the Operations Report.

Present Situation

The March Operations Report highlights are as follows:

- **Operations Activity Report** – Information yielded in this section is derived from the District's Cityworks database. Notable items in the activity report are that the District hung 409 door hangers for past due balances which resulted in 70 shutoffs.
- **Production** – The Combined Total Production graph on page 13 shows that production during the month of March decreased compared to March 2013. The production decrease could be attributable to voluntary customer reductions

OPERATIONS REPORT - MARCH 2014

Page 2

in water consumption due to the drought. The decrease in production can no longer be attributed to the closing of the intertie because the intertie was closed on February 27, 2013.

- **Static/Pumping Levels** – No soundings were taken during March. The next quarterly soundings will be completed in April, 2014.
- **Treatment** – All samples taken during the month of March are in compliance with all regulatory permit requirements. No exceedances of any maximum contaminant levels were found and all water supplied to the District's customers met or exceeded safe drinking water standards.
- **Maintenance** – All preventative maintenance activities were performed during the month of March in conformance with the District's Preventative Maintenance Program. The tables included in this section of the report also include certain activities completed to date in March. Below is a list of out-of-ordinary maintenance work completed in March.
 - Treatment staff assisted the other departments by performing various required bacteriological samples during District construction projects.
 - Staff members performed extensive investigations on several flat rate commercial water connections in order to determine the number of meters and backflow preventers to be installed.
 - Treatment staff conducted testing on several newly installed backflow prevention assemblies.
 - Staff completed installing new fall protection equipment on top of the main Treatment Plant building and the storage tanks.
 - Staff member consulted on the committee of the Employee Manual review.
 - Staff experienced continued malfunctions by a component of the sodium hypochlorite generation system. Extensive troubleshooting was done by a consultant.
- **Backflow** –There were forty five (45) notices issued in the month of March. There were thirty three (33) results received that passed on the initial test. There were twelve (12) test results outstanding as of April 1, 2014 that have been issued a secondary notice. Finally, there are four (4) devices requiring testing that were due in February that have not been received. These devices will require further investigation.

OPERATIONS REPORT - MARCH 2014

Page 3

- **Leak Map** – There were five (5) service line leaks and one (1) main line leak reported in March.
- **Meter Retrofit** – The Utility Department installed 53 meters for residential backyard services. The Utility Department also installed 85 meters to complete the Diamante Estates subdivision. This work consisted of installing meters in the existing meter setters. The Distribution Department installed 23 meters for the Non-Residential Meter Installation Project in the month of March.
- **Safety Report** – There were five (5) safety training sessions conducted in March. Only two (2) safety sessions are required by OSHA standards.

Information Technology – To protect the network, the District has a strong commercial grade firewall that runs a real-time intrusion detection system. All ports by default are blocked, except the ones we need to allow through for public access (web and secure web, as well as remote desktop and email). The monthly report is generated by the District's firewall. Attempts against the network in March were 1055 compared to 876 last month.

Strategic Plan Conformity

The District's Strategic Plan addresses responsible business practices and the importance of providing the community with safe drinking water. The Operations Report is a key document for managing the District's distribution and treatment system. The Operations Report assists the District toward its responsibility of delivering safe drinking water.

Financial Summary

There is no financial impact associated with this report.

Respectfully Submitted,



MARK J. MADISON, P.E.
GENERAL MANAGER

MJM/mcn

Elk Grove Water District

Operations Report

Table of Contents

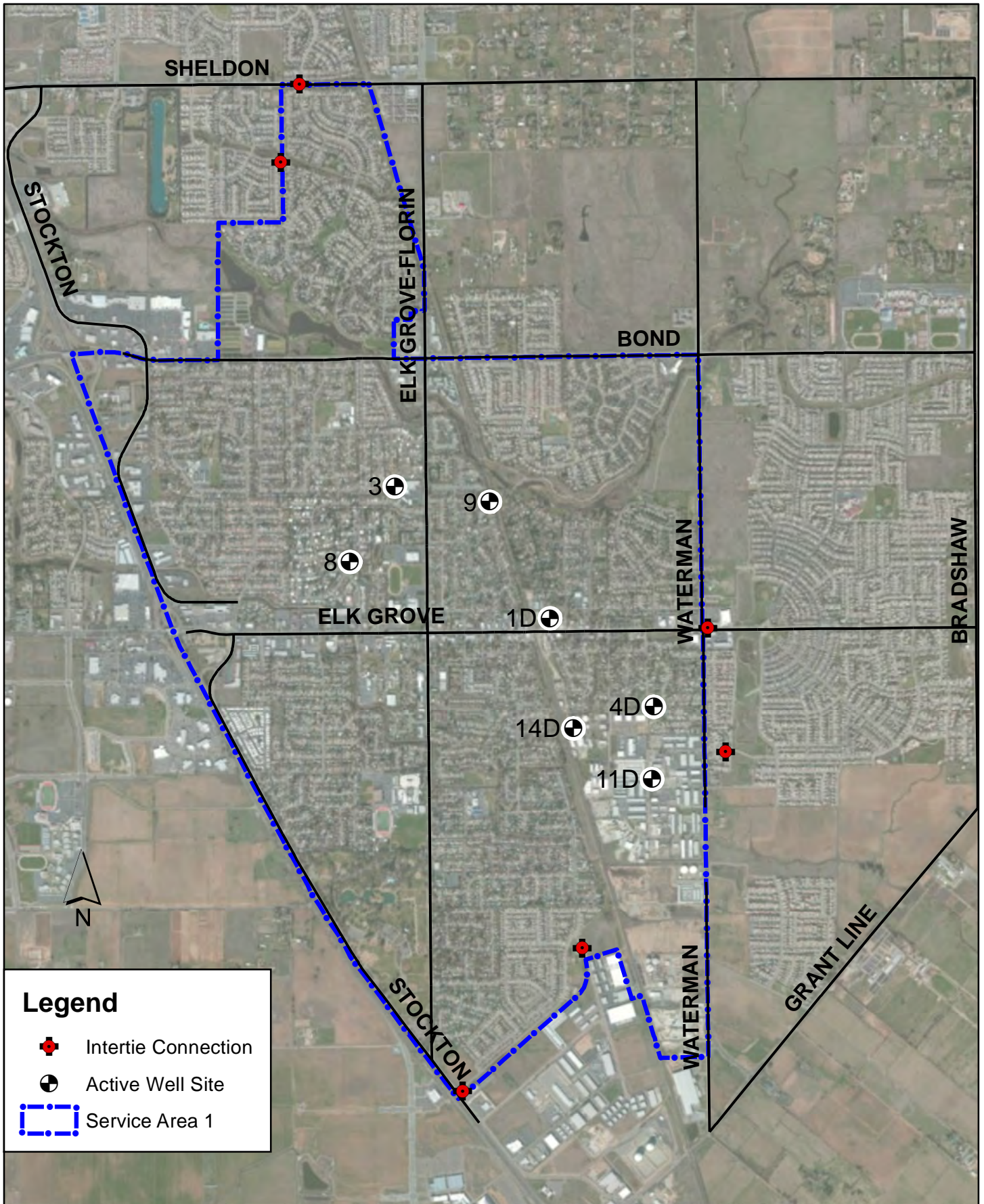
1. Operations Activity Report.....	3
2. Production Reports.....	4
a. Overall Map	
<i>i. Well 1D School Street</i>	5
<i>ii. Well 4D Webb Street</i>	6
<i>iii. Well 11D Dino</i>	7
<i>iv. Well 14D Railroad</i>	8
<i>v. Well 3 Marvel</i>	9
<i>vi. Well 8 Williamson</i>	10
<i>vii. Well 9 Polhemus</i>	11
<i>viii. SCWA Turnout</i>	12
b. Combined Comparison	13
3. Static/Pumping Levels.....	14
a. Graph	
<i>i. Well 1D School Street</i>	14
<i>ii. Well 4D Webb</i>	15
<i>iii. Well 11D Dino</i>	16
<i>iv. Well 14D Railroad</i>	17
<i>v. Well 3 Marvel</i>	18
<i>vi. Well 8 Williamson</i>	19
<i>vii. Well 9 Polhemus</i>	20
4. Treatment.....	21
a. Monthly Water Sample Report	21
<i>i. Well 1D School Street</i>	
<i>ii. Well 4D Webb Street</i>	
<i>iii. Well 11D Dino</i>	
<i>iv. Well 14 D Railroad</i>	
<i>v. Well 3 Marvel</i>	
<i>vi. Well 8 Williamson</i>	
b. CDPH Reports	25
<i>i. Monthly</i>	26
c. Monthly SRCSD Report	27

5. Maintenance.....	30
a. Master Schedule	
<i>i. MCC & Lab</i>	30
<i>ii. Chlor – Tec</i>	31
<i>iii. Filter Vessels</i>	32
<i>iv. Booster Pumps</i>	33
<i>v. Backwash System/Storage Tanks</i>	34
<i>vi. Standby Generator</i>	35
<i>vii. Well 1D School</i>	36
<i>viii. Well 4D Webb</i>	37
<i>ix. Well 11D Dino</i>	38
<i>x. Well 14D Railroad</i>	39
<i>xi. Well 3 Marvel</i>	40
<i>xii. Well 8 Williamson</i>	41
<i>xiii. Well 9 Polhemus</i>	42
6. Backflow Report	43
a. Report	
7. Safety Report.....	44
a. Safety Meeting Weekly Report	
8. Meter Retrofit Program Report	45
a. Map	
9. Water Main/Service Leak Map.....	46
a. Map	
10. Sample Station Pressure Zone Maps.....	47
a. Overall Map	47
b. Zone Maps	48
11. Information Technology.....	58




Operations Activity Report

<u>Service Requests:</u>		Mar-14		YTD (Since July 1, 2013)	
<u>Division</u>	<u>Service Request</u>	<u>Hours</u>	<u>Service Request</u>	<u>Hours</u>	
Distribution					
Low Pressure	1	0.5	34	10.6	
Water Quality	2	2.5	19	9	
Door Hangers	409	16	3930	207	
Shut offs	70	6.25	612	134.75	
Turn ons	85	16.75	724	100.25	
Investigations	75	34.5	783	263.3	
USA Locates	73	7.3	427	121.55	
Customer Complaints	1	0.25	1	0.25	


<u>Work Orders:</u>		Mar-14		YTD (Since July 1, 2013)	
<u>Division</u>	<u>Work Orders</u>	<u>Hours</u>	<u>Work Orders</u>	<u>Hours</u>	
Treatment:					
Preventative Maint.	16	37.5	157	625.75	
Corrective Maint.	4	23	23	172.5	
Water Samples	9	22	68	267.5	
Distribution:					
Meters Installed	24	206	57	468.13	
Preventative Maint	0	0	14	237.75	
Corrective Maint	32	146	183	869.54	
Valve Exercising	160	41	868	252.75	
Valve Locates	3	14.5	14	109.5	
Hydrant Maintenance	88	91.75	514	476.25	
Hydrant Flushing	0	0	321	256.5	
Utility:					
Meters Installed	53	1072	674	8697	
Corrective Maint	0	0	0	0	



Legend

-  Intertie Connection
-  Active Well Site
-  Service Area 1

Active Well Sites & Intertie Connections



Elk Grove Water District



Elk Grove Water District

Monthly Production

Well 1D School St -- Mar. 2014

Selected Month Production
42,336 Gallons

Average GPM:
2,016

Motor:

Volts: 460
Volts (Rated): 460
RPM: 2100
RPM (Rated): 2115
Amps A: 192
Amps A (Rated): 222
Amps B: 181
Amps B (Rated): 222
Amps C: 168
Amps C (Rated): 222

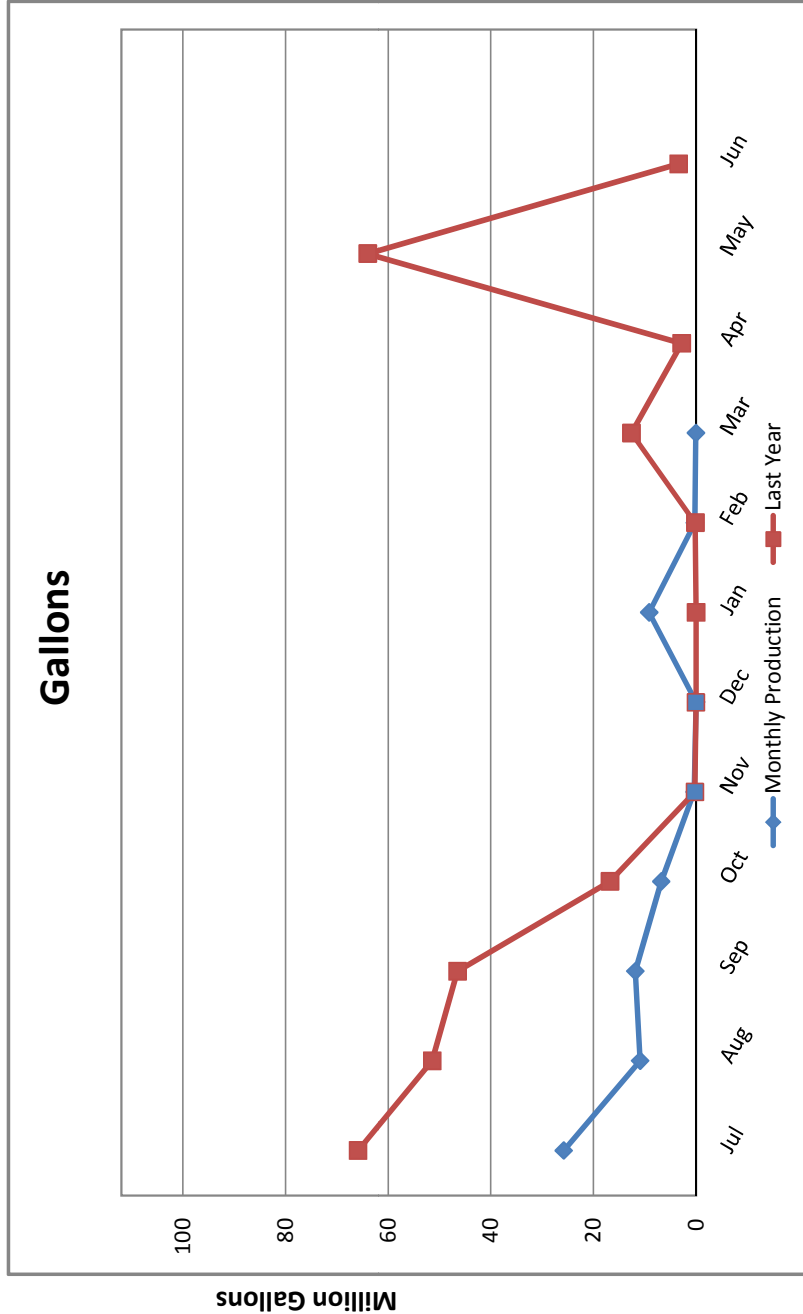
Motor Temp: 75.7
Hour Meter: 0.30
KW Hour Total: 400.00

Chlorine:

Dosing: 1.28 mg/L
Demand: 1.28 mg/L
Residual: 0.96 mg/L

Vibration Reading:

Base Line: 0.02 in/sec
Current: 0.03 in/sec





Elk Grove Water District

Monthly Production

Well 4D Webb St -- Mar. 2014

Selected Month Production
51,265,145 Gallons

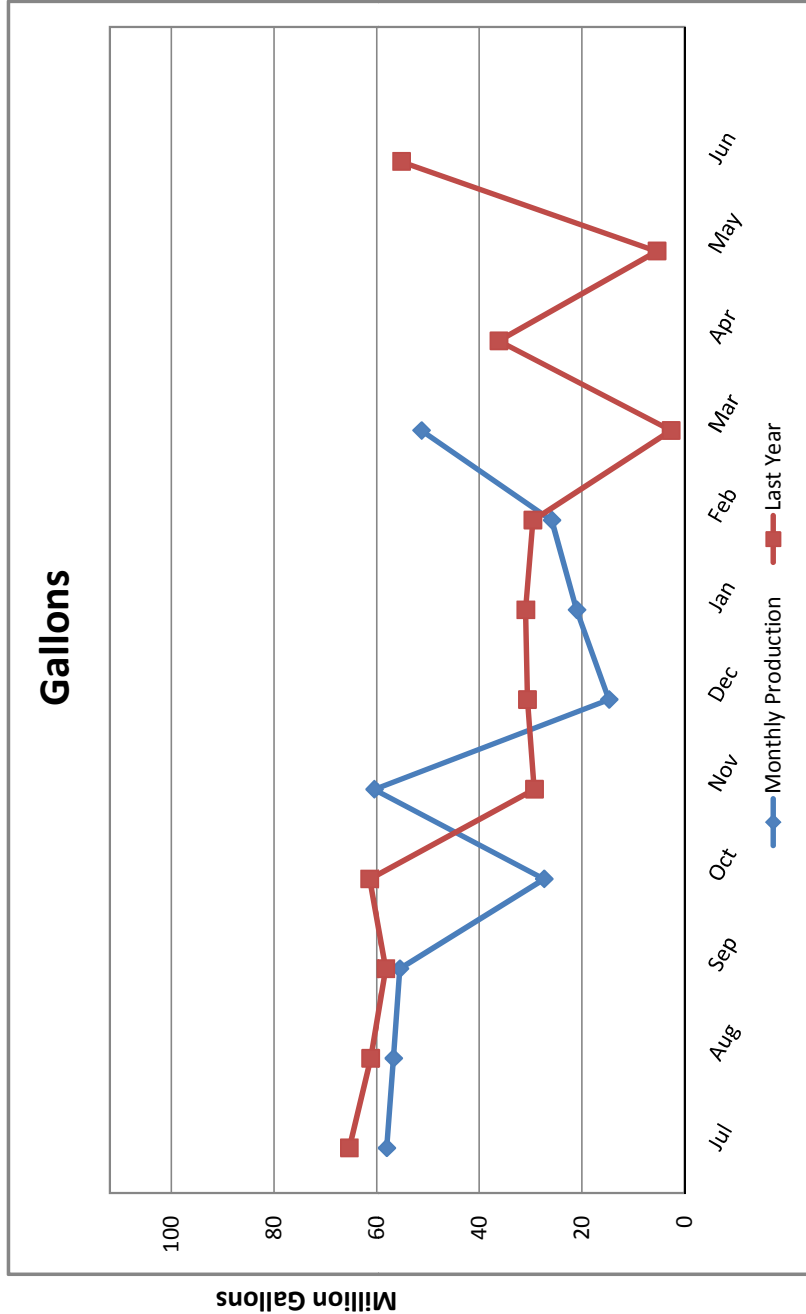
Average GPM:
1,704

Motor:
Volts: 472
Volts (Rated): 460
RPM: 1799
RPM (Rated): 1785
Amps A: 128
Amps A (Rated): 141
Amps B: 126
Amps B (Rated): 141
Amps C: 124
Amps C (Rated): 141

Motor Temp: 77.3
Hour Meter: 501.40
KW Hour Total: 54,540.00

Chlorine:
Dosing: 1.74 mg/L
Demand: 0.74 mg/L
Residual: 1 mg/L

Vibration Reading:
Base Line: 0.02 in/sec
Current: 0.05 in/sec





Elk Grove Water District

Monthly Production

Well 111D Dino -- Mar. 2014

Selected Month Production
31,276 Gallons

Average GPM:
1,737

Motor:

Volts: 470
 Volts (Rated): 460
 RPM: 1833
 RPM (Rated): 1811
 Amps A: 134
 Amps A (Rated): 141
 Amps B: 131
 Amps B (Rated): 141
 Amps C: 131
 Amps C (Rated): 141

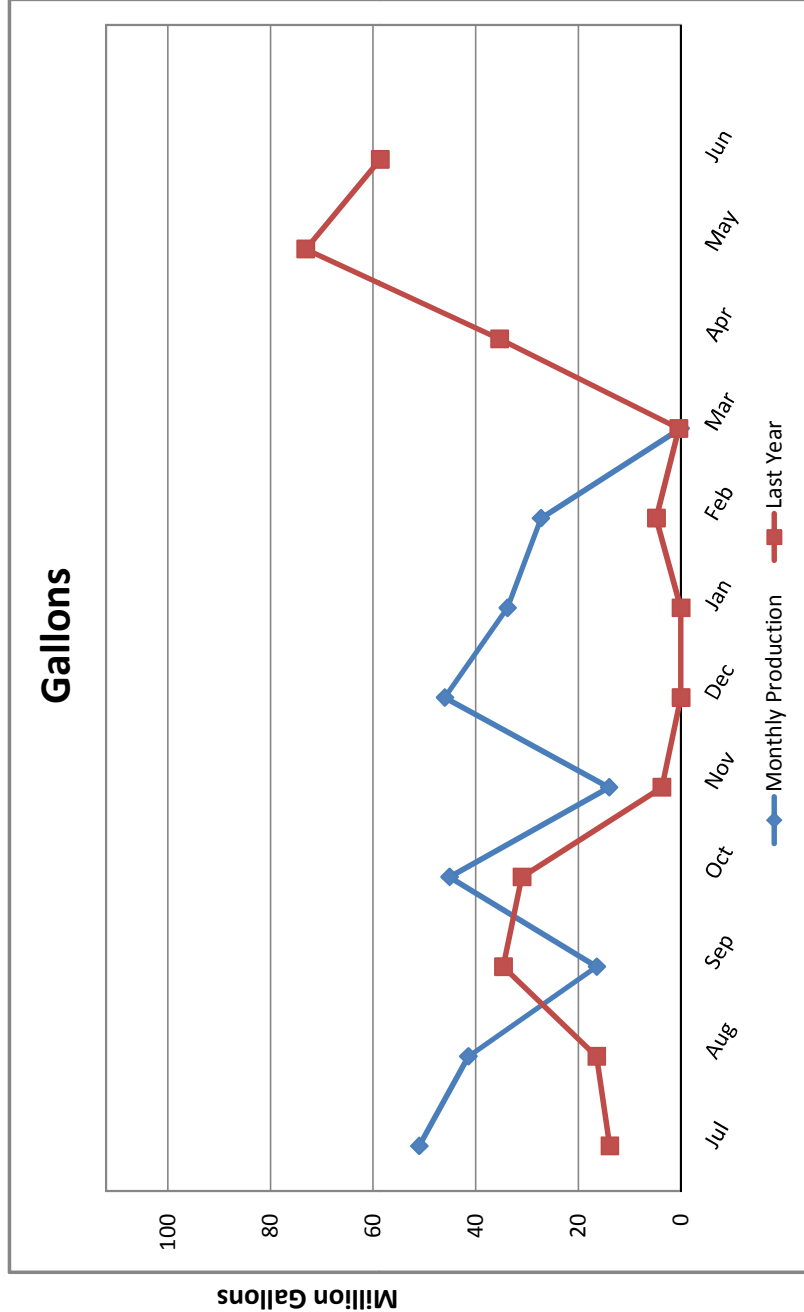
Motor Temp: 85.4
 Hour Meter: 0.30
 KW Hour Total: 2,040.00

Chlorine:

Dosing: 1.56 mg/L
 Demand: 0.6 mg/L
 Residual: 0.96 mg/L

Vibration Reading:

Base Line: 0.02 in/sec
 Current: 0.05 in/sec





Elk Grove Water District

Monthly Production

Well 14D Railroad-- Mar. 2014

Selected Month Production
47,537 Gallons

Average GPM:
1,584

Motor:

Volts: 478
Volts (Rated): 460
RPM: 2074
RPM (Rated): 1785
Amps A: 164
Amps A (Rated): 171
Amps B: 160
Amps B (Rated): 171
Amps C: 154
Amps C (Rated): 171

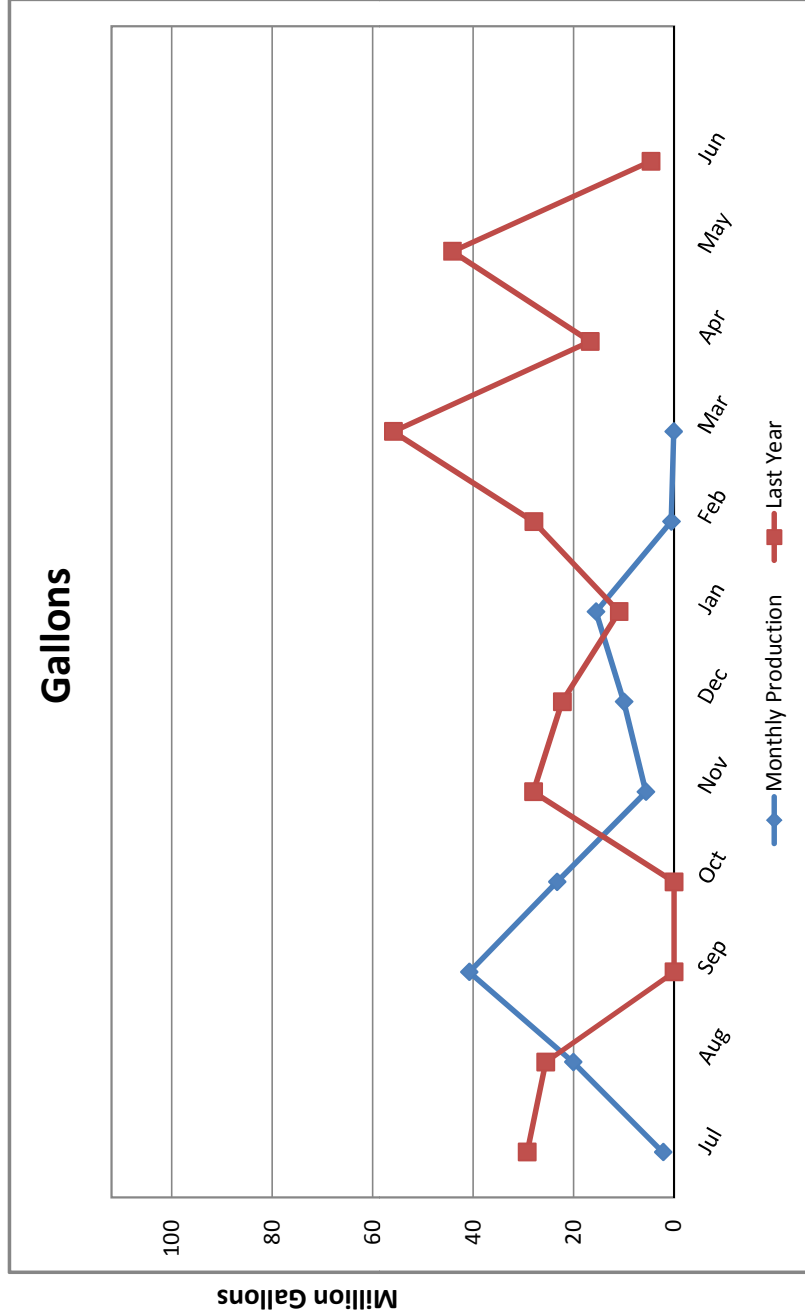
Motor Temp.: 92.4
Hour Meter: 0.50
KW Hour Total: 44,160.00
(KWH total is for the entire facility)

Chlorine:

Dosing: 1.63 mg/L
Demand: 0.77 mg/L
Residual: 0.86 mg/L

Vibration Reading:

Base Line: 0.02 in/sec
Current: 0.05 in/sec





Elk Grove Water District

Monthly Production

Well 3 Marvell -- Mar. 2014

Selected Month Production
2,557,000 Gallons

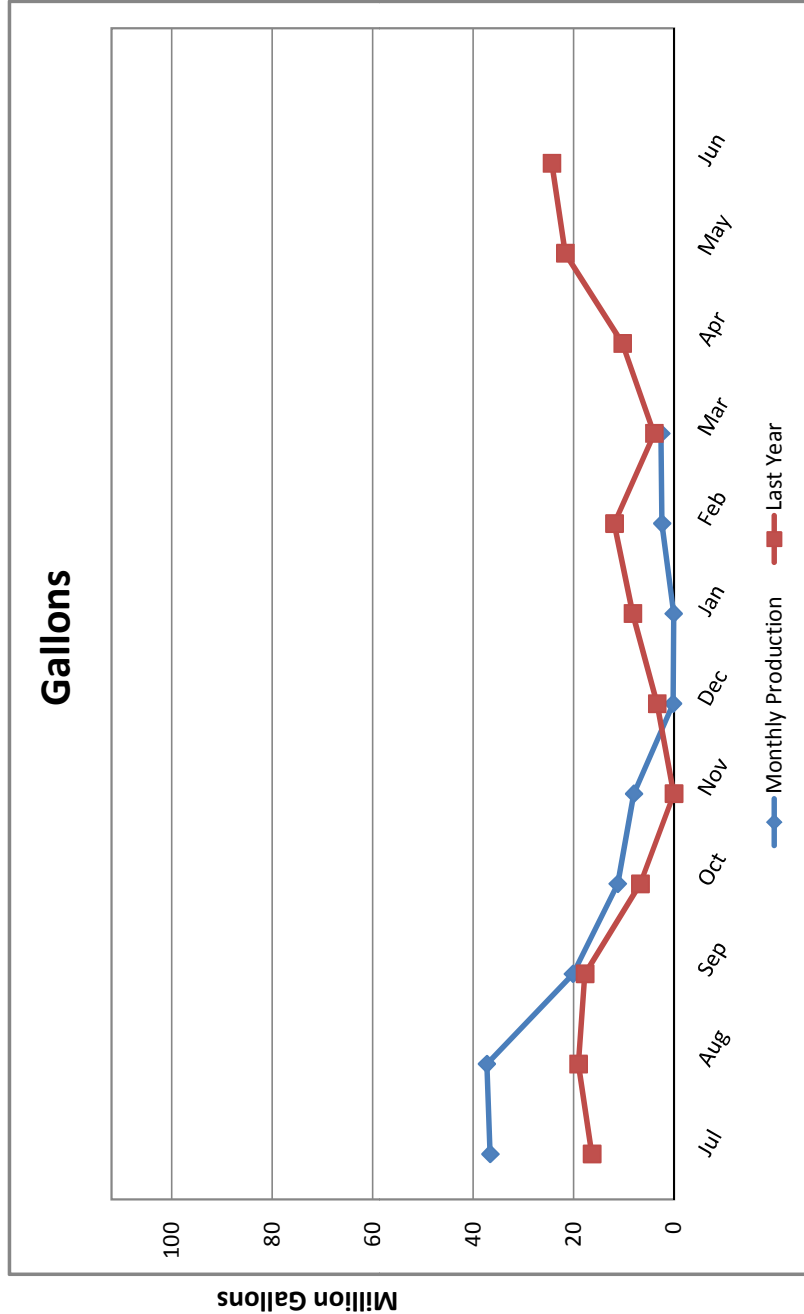
Average GPM: 897

Motor:
Volts: 470
Volts (Rated): 460
RPM: 1952
RPM (Rated): 2007
Amps A: 87
Amps A (Rated): 88
Amps B: 86
Amps B (Rated): 88
Amps C: 86
Amps C (Rated): 88

Motor Temp.: 112.2
Hour Meter: 47.50
KW Hour Total: 3,160.00

Chlorine:
Dosing: 1.14 mg/L
Demand: 0.35 mg/L
Residual: 0.79 mg/L

Vibration Reading:
Base Line: 0.02 in/sec
Current: 0.06 in/sec





Elk Grove Water District

Monthly Production

Well 8 Williamson--Mar. 2014

Selected Month Production
18,239,000 Gallons

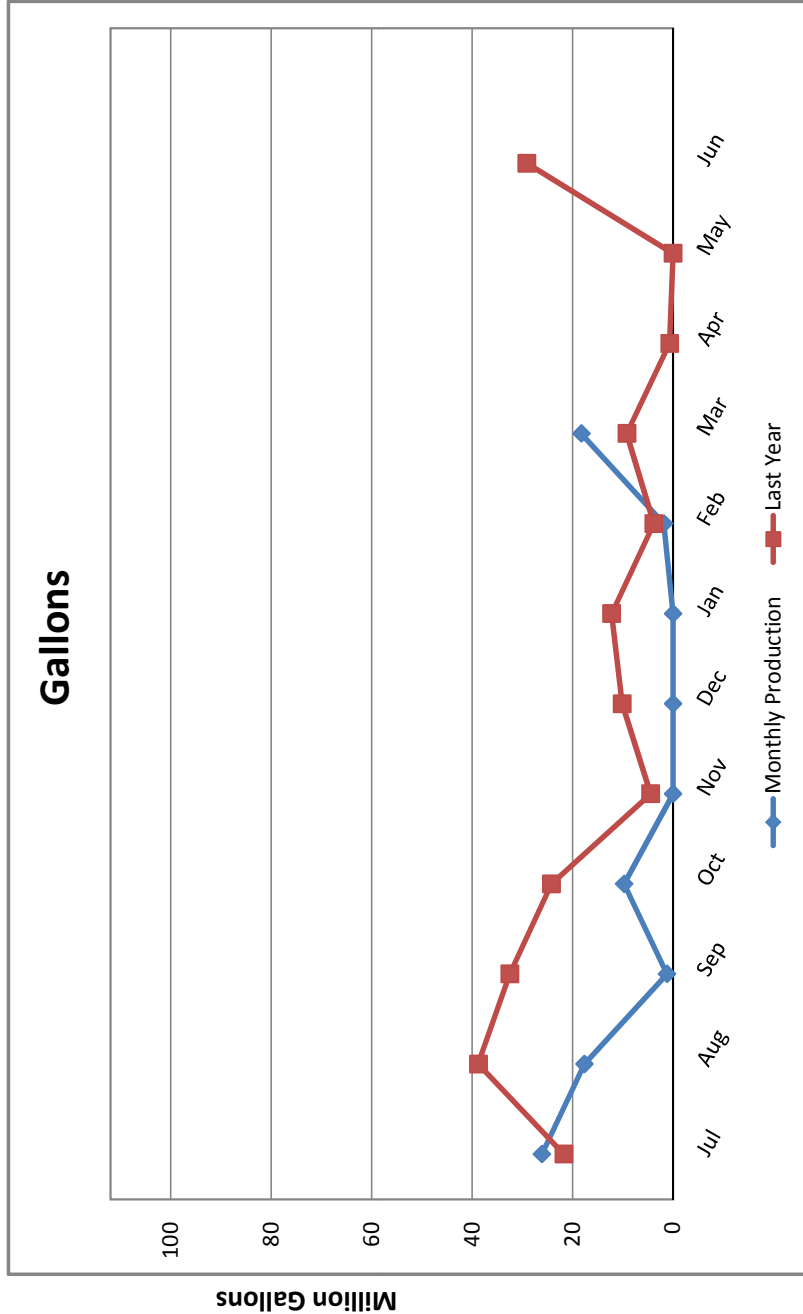
Average GPM: 821

Motor:
Volts: 456
Volts (Rated): 460
RPM: 1,973
RPM (Rated): 1780
Amps A: 86
Amps A (Rated): 87
Amps B: 85
Amps B (Rated): 87
Amps C: 86
Amps C (Rated): 87

Motor Temp.: 145.8
Hour Meter: 370.20
KW Hour Total: 22,026.00

Chlorine:
Dosing: 1.05 mg/L
Demand: 0.35 mg/L
Residual: 0.87 mg/L

Vibration Reading:
Base Line: 0.03 in/sec
Current: 0.06 in/sec





Elk Grove Water District

Monthly Production

Well 9 Polhemus -- Mar. 2014
(Submersible)
(Well is Offline)

Selected Month Production
0 Gallons

Average GPM: 0

Motor:

Volts: 489

Volts (Rated): 460

Amps A: 0

Amps A (Rated): 65

Amps B: 0

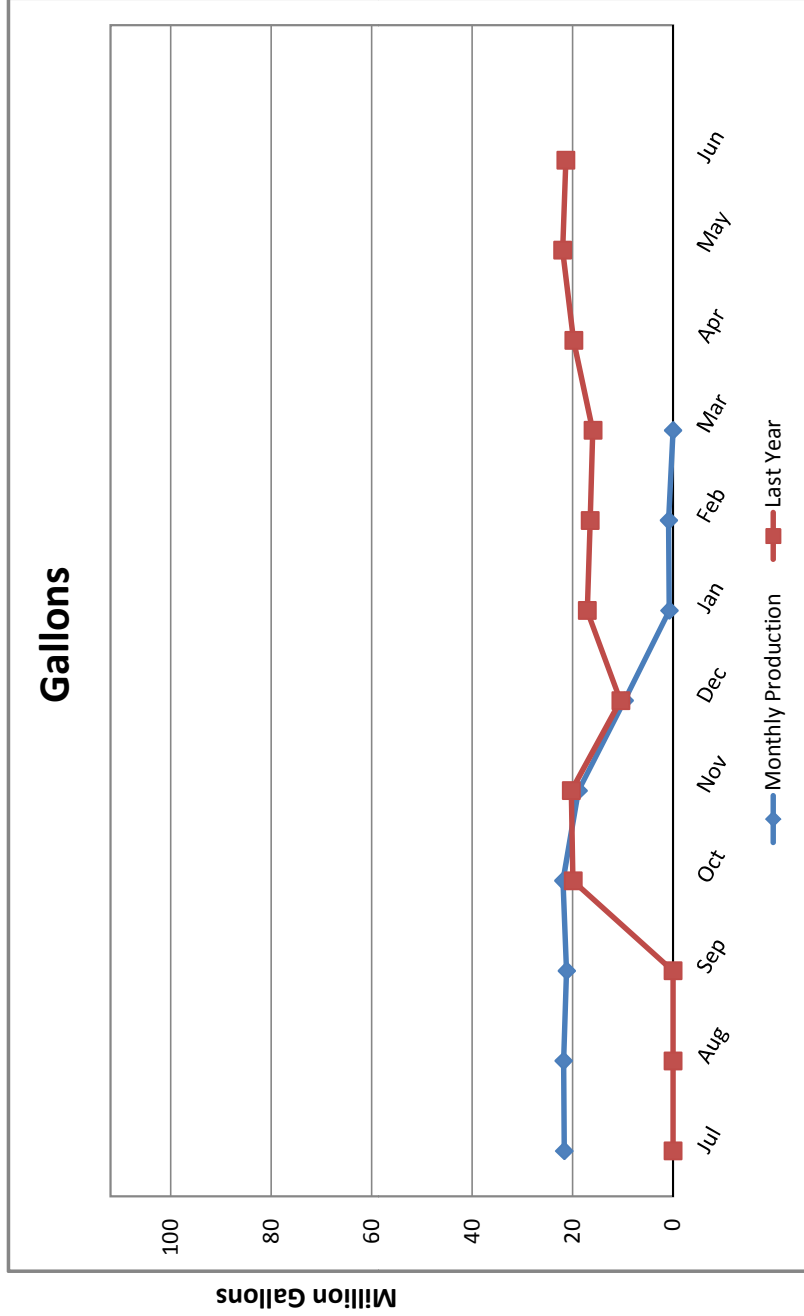
Amps B (Rated): 65

Amps C: 0

Amps C (Rated): 65

Hour Meter: 0.00

KW Hour Total: 0.00





Elk Grove Water District

Monthly Production

SCWA Turnout - Mar. 2014

Selected Month Production
0 Gallons

Average GPM:
0.00

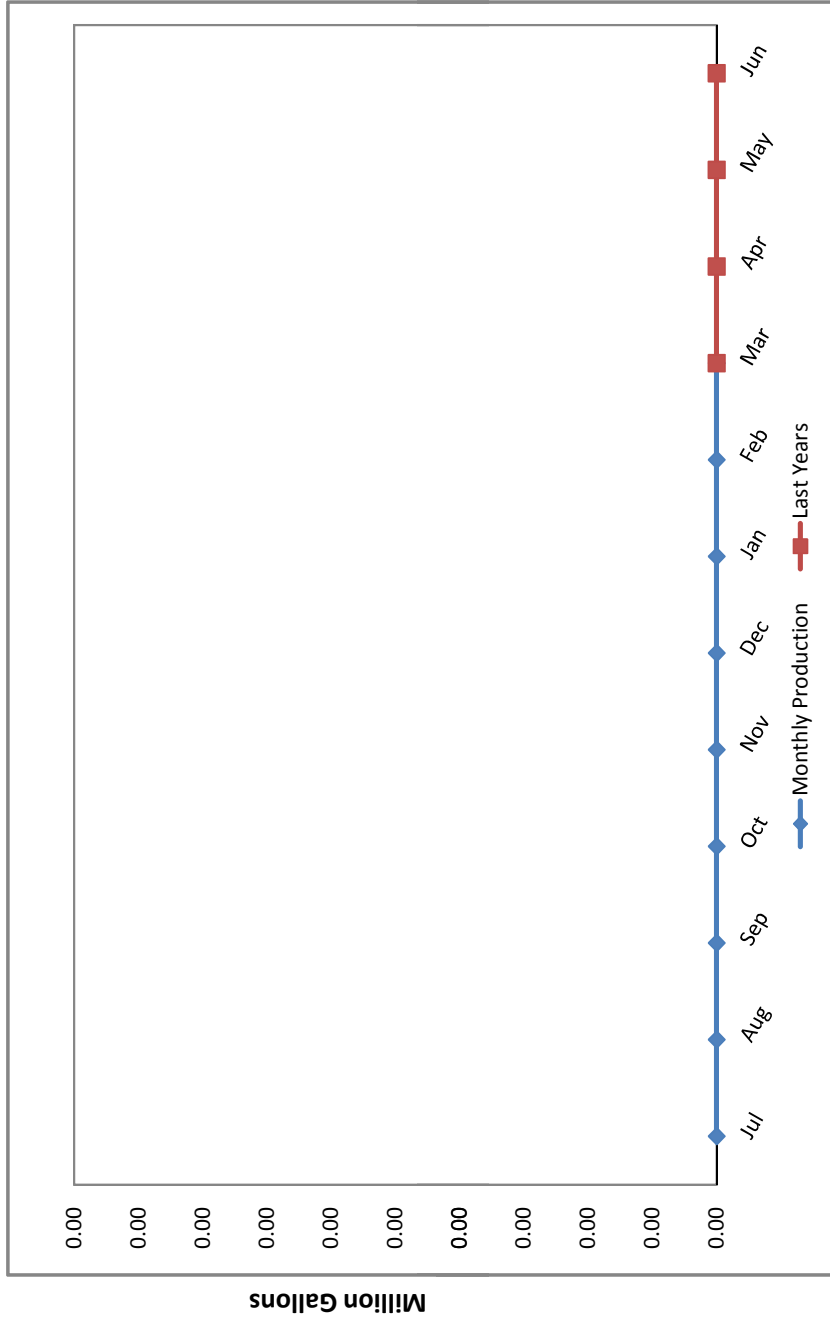
Peak Hour Demand
-

Peak Day Demand
-

Monthly Tiered Usage	Gallons Used
Tier 1	-
Tier 2	-
Tier 3	-

Year To Date	Usage	Cost
Peak Hr Demand	0	0
Peak Day Demand	0	0

Usage	Cost
Tier 1	0
Tier 2	0
Tier 3	0
Total	0 \$0.00





Elk Grove Water District Combined Total Production

Mar-2014

Current Month Production:
72,182,294 Gallons

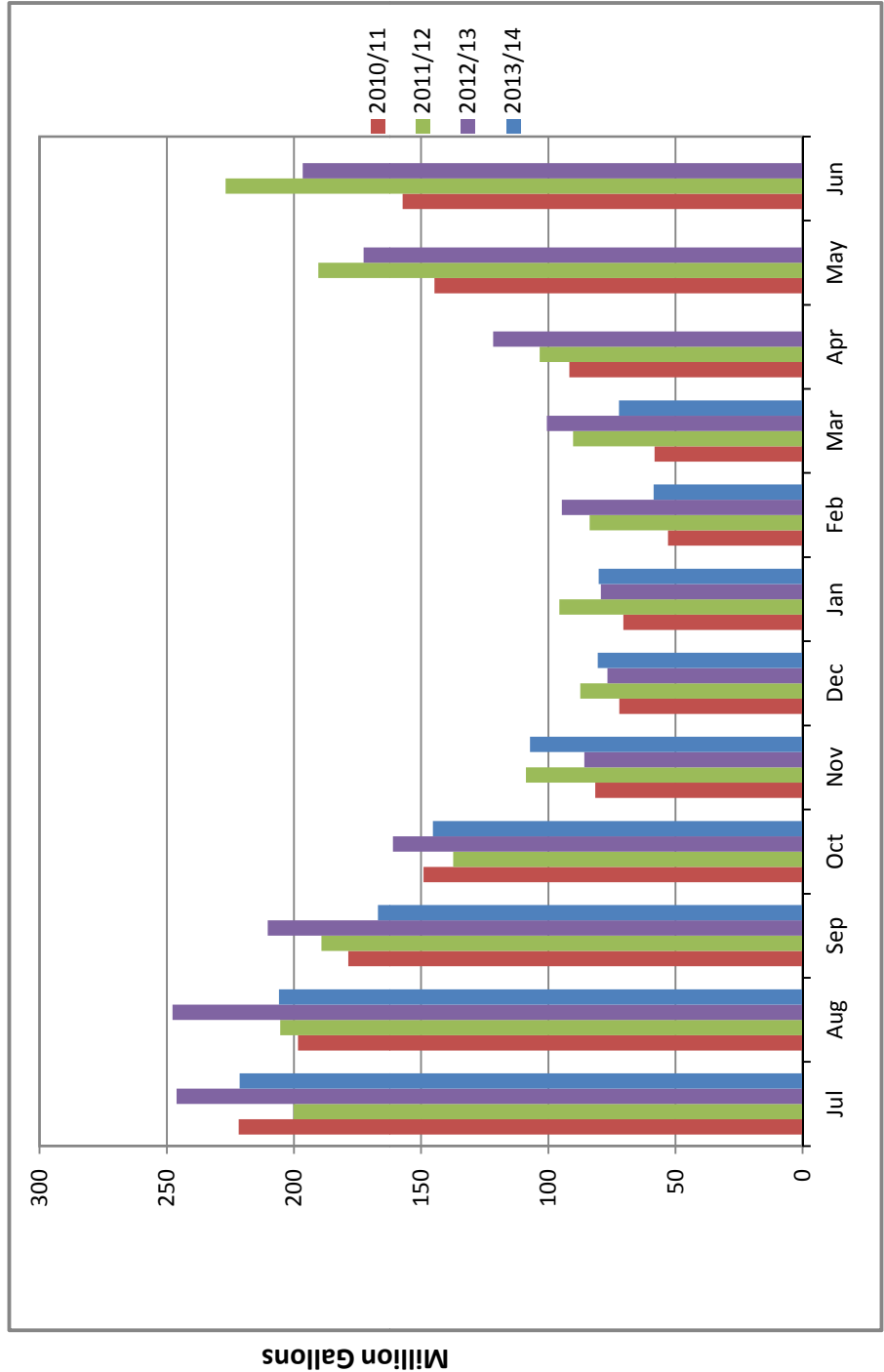
Highest Day Demand of the Month: 3,251,000
Date of Occurrence: 23-Mar-14

Highest Day Demand of the Fiscal Year: 8,001,000
Date of Occurrence: 5-Jul-13

"Water Year" Rainfall: (Oct-13 to Sep-14)
Current Month: 1.57 in
Year To Date: 6.30 in

"Water Year" Rainfall: (Oct-12 to Sep-13)
March 2013: 0.85 in
Year To Date: 13.28 in
Last Year Total: 15.08 in

Temperature:
This Month High: 81 F
This Month Low: 39 F
MAR-13 High: 79 F
MAR-13 Low: 37 F

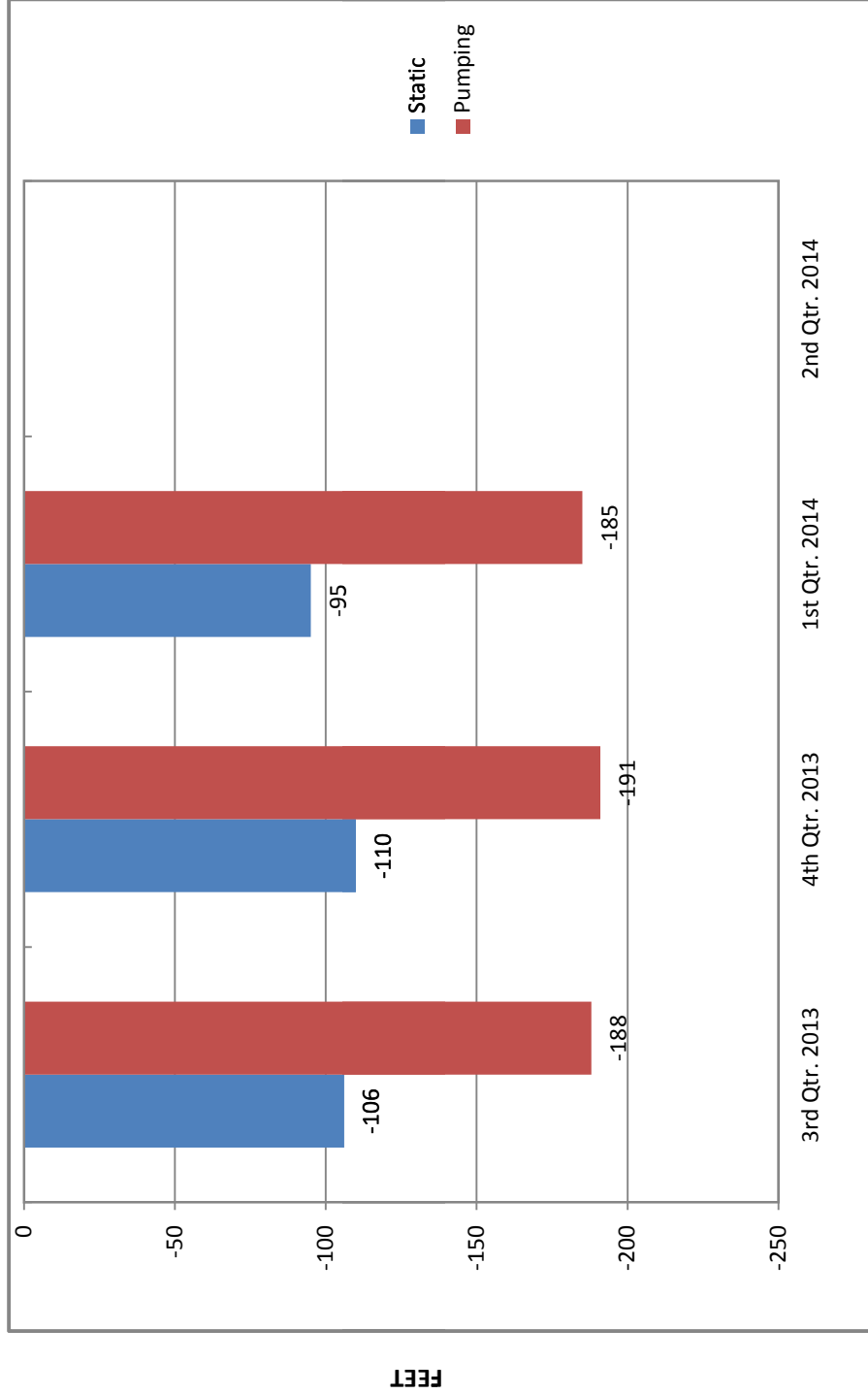




Elk Grove Water District

Static and Pumping Levels

Well 1D School St



Latest Well Sounding

Static: 95 Ft

Pumping: 185 Ft

Drawdown: 90 Ft

GPM: 1,942.00

Specific Capacity: 21.578

Latest Sand Tester Results:

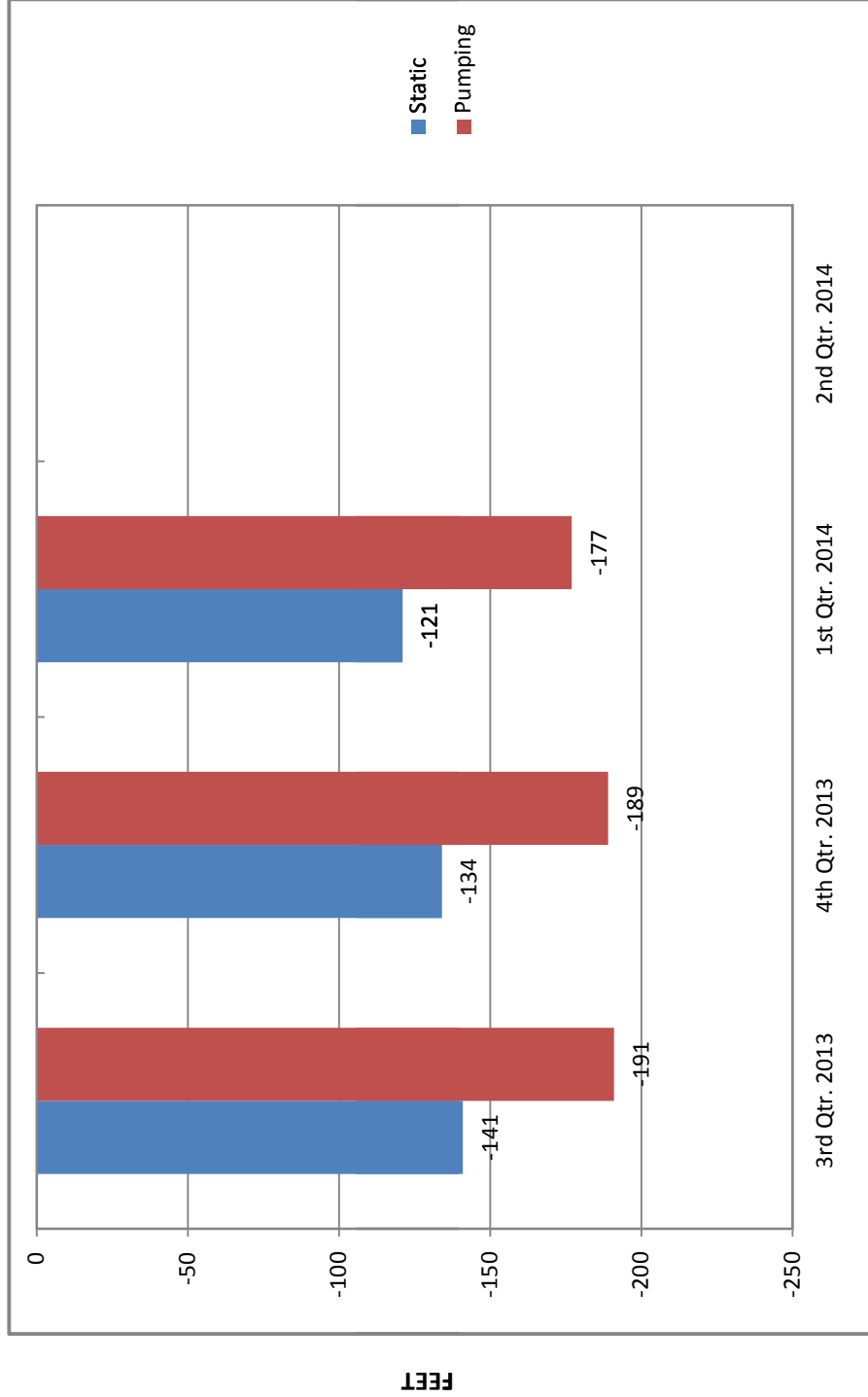
15 Min: < 5 ppm



Elk Grove Water District

Static and Pumping Levels

Well 4D Webb St



Latest Well Sounding

Static: 121 Ft
Pumping: 177 Ft
Drawdown: 56 Ft
GPM: 1,718.00
Specific Capacity: 30.679

Latest Sand Tester Results:

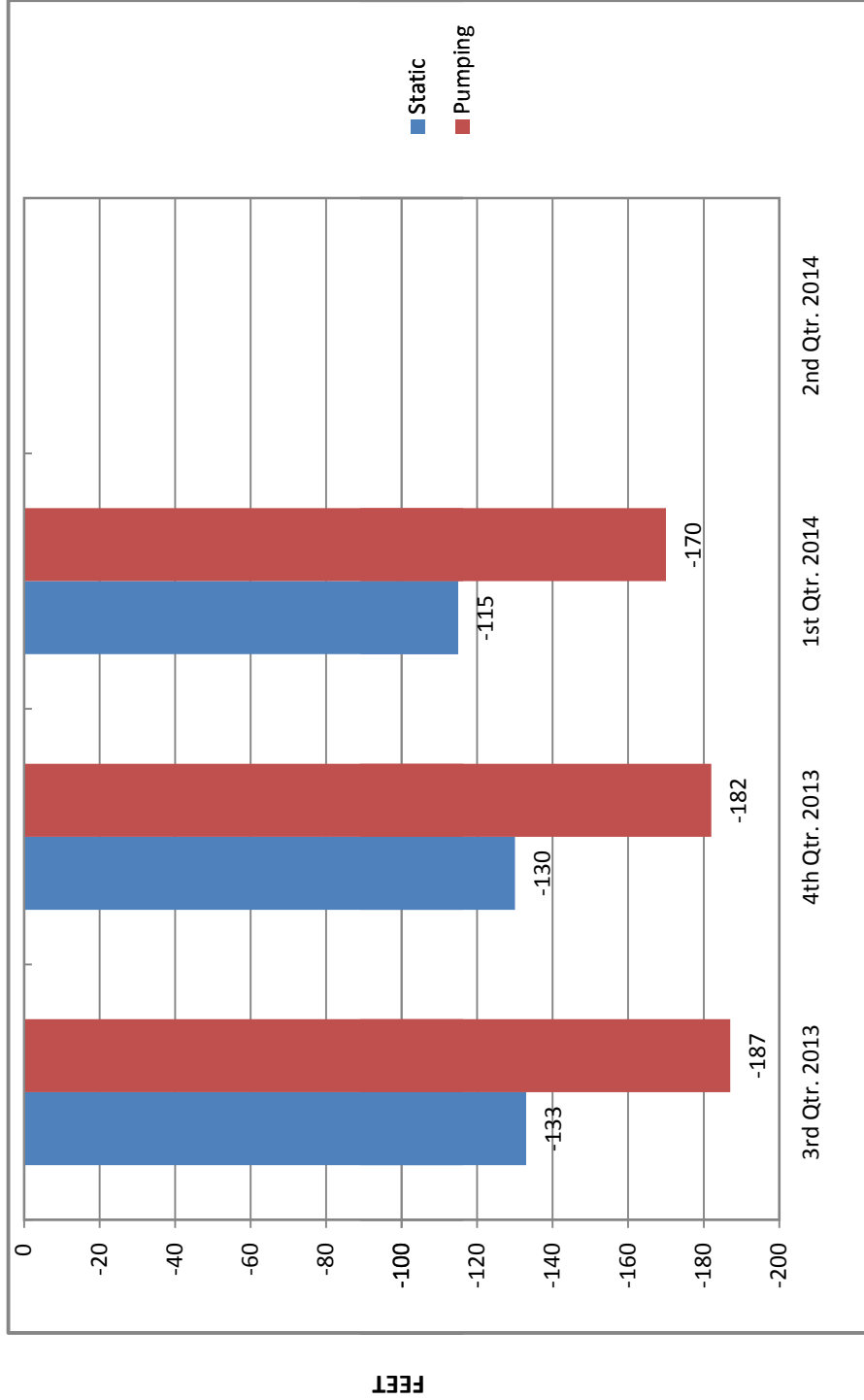
15 Min: < 5 ppm



Elk Grove Water District

Static and Pumping Levels

Well 11D Dino



Latest Well Sounding

Static: 115 Ft

Pumping: 170 Ft

Drawdown: 55 Ft

GPM: 1,724.00

Specific Capacity: 31.345

Latest Sand Tester Results:

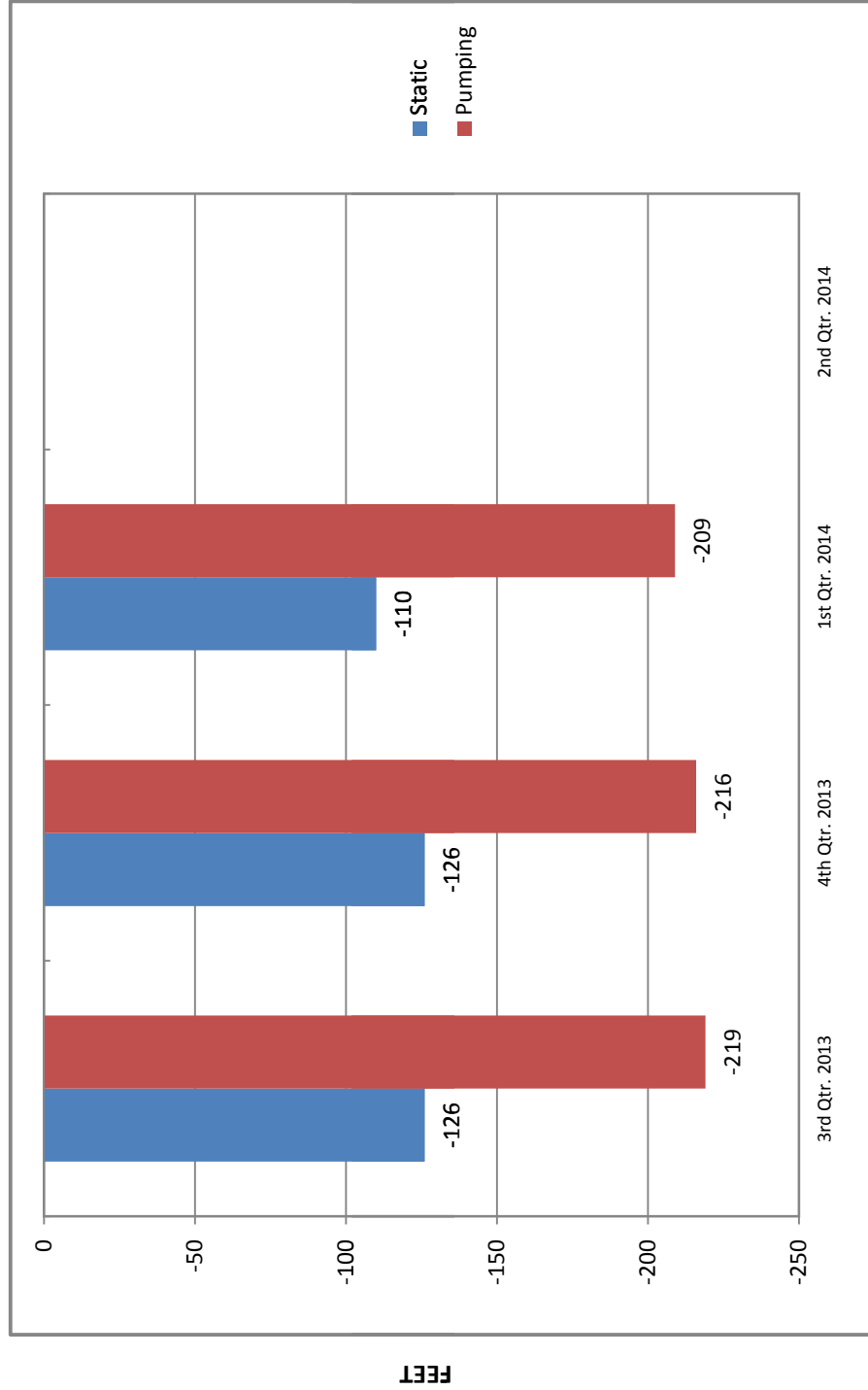
15 Min: < 5 ppm



Elk Grove Water District

Static and Pumping Levels

Well 14D Railroad



Latest Well Sounding

Static: 110 Ft
Pumping: 209 Ft
Drawdown: 99 Ft
GPM: 1,695.00
Specific Capacity: 17.121

Latest Sand Tester Results:

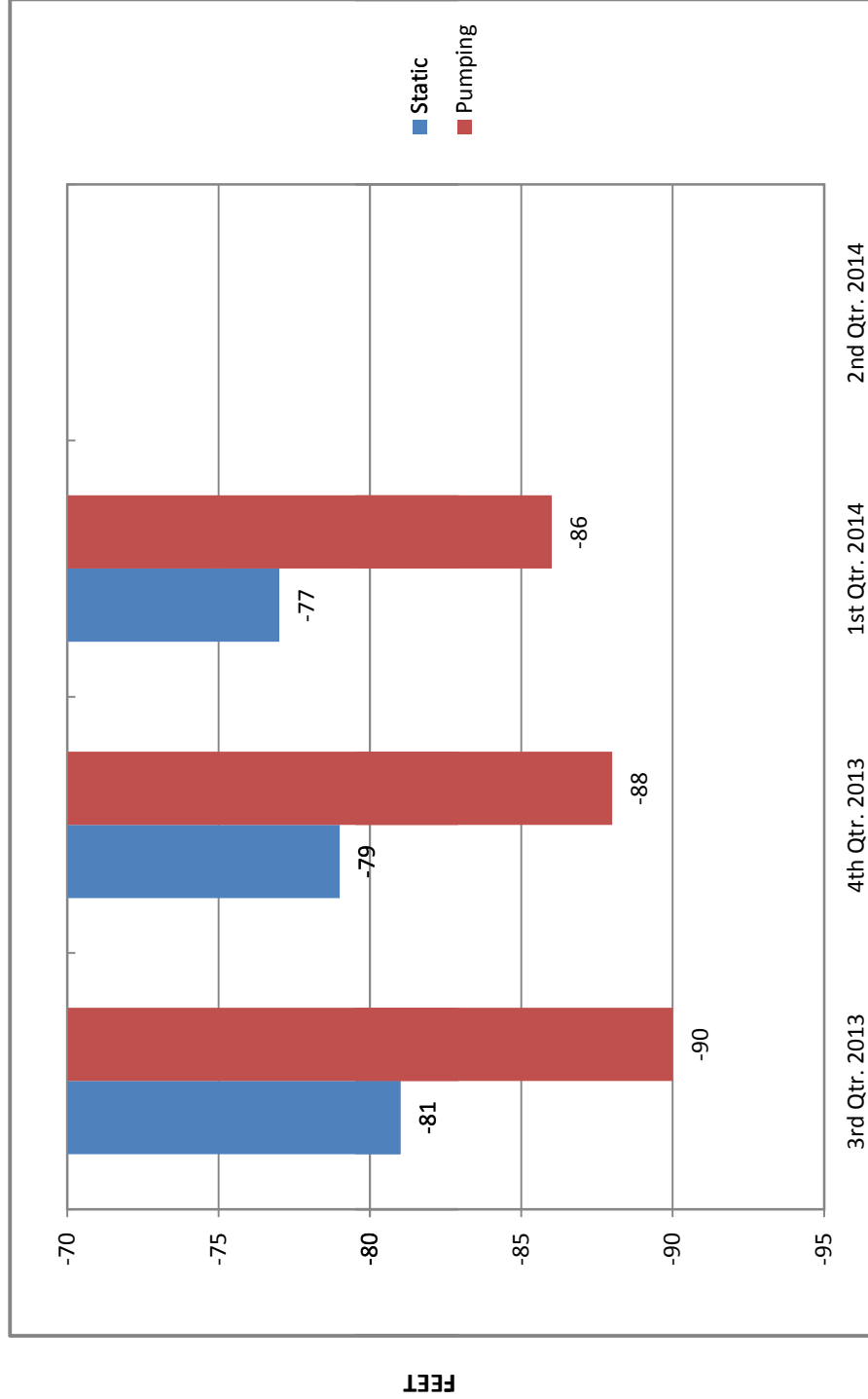
15 Min: < 5 ppm



Elk Grove Water District

Static and Pumping Levels

Well 3 Marvel



Latest Well Sounding

Static: 77 Ft
 Pumping: 86 Ft
 Drawdown: 9 Ft
 GPM: 861.00
 Specific Capacity: 95.667

Latest Sand Tester Results:

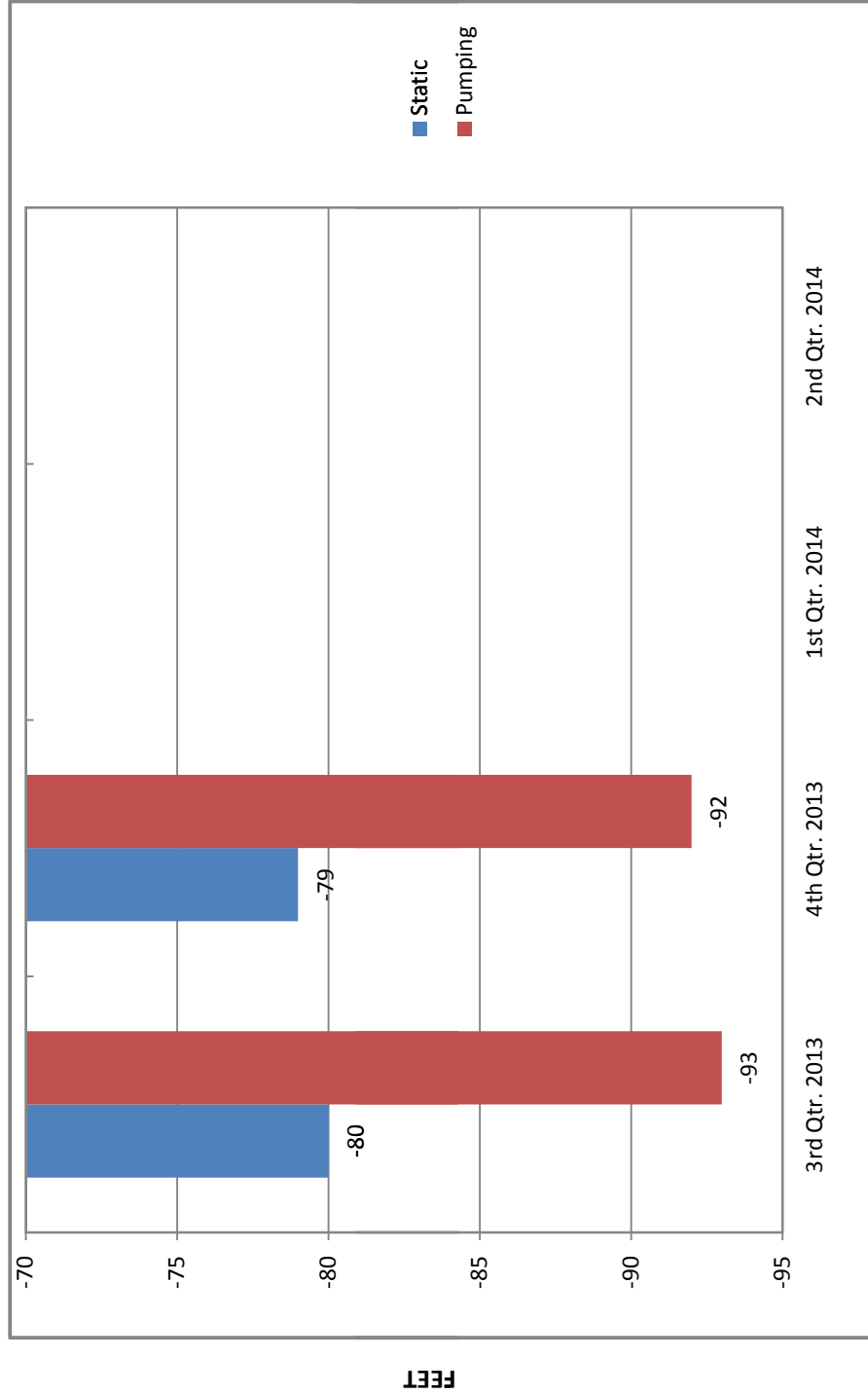
15 Min: < 5 ppm



Elk Grove Water District

Static and Pumping Levels

Well 8 Williamson



Latest Well Sounding

Static: 79 Ft
 Pumping: 92 Ft
 Drawdown: 13 Ft
 GPM: 794.00
 Specific Capacity: 61.077

Latest Sand Tester Results:

15 Min: 10.56 ppm

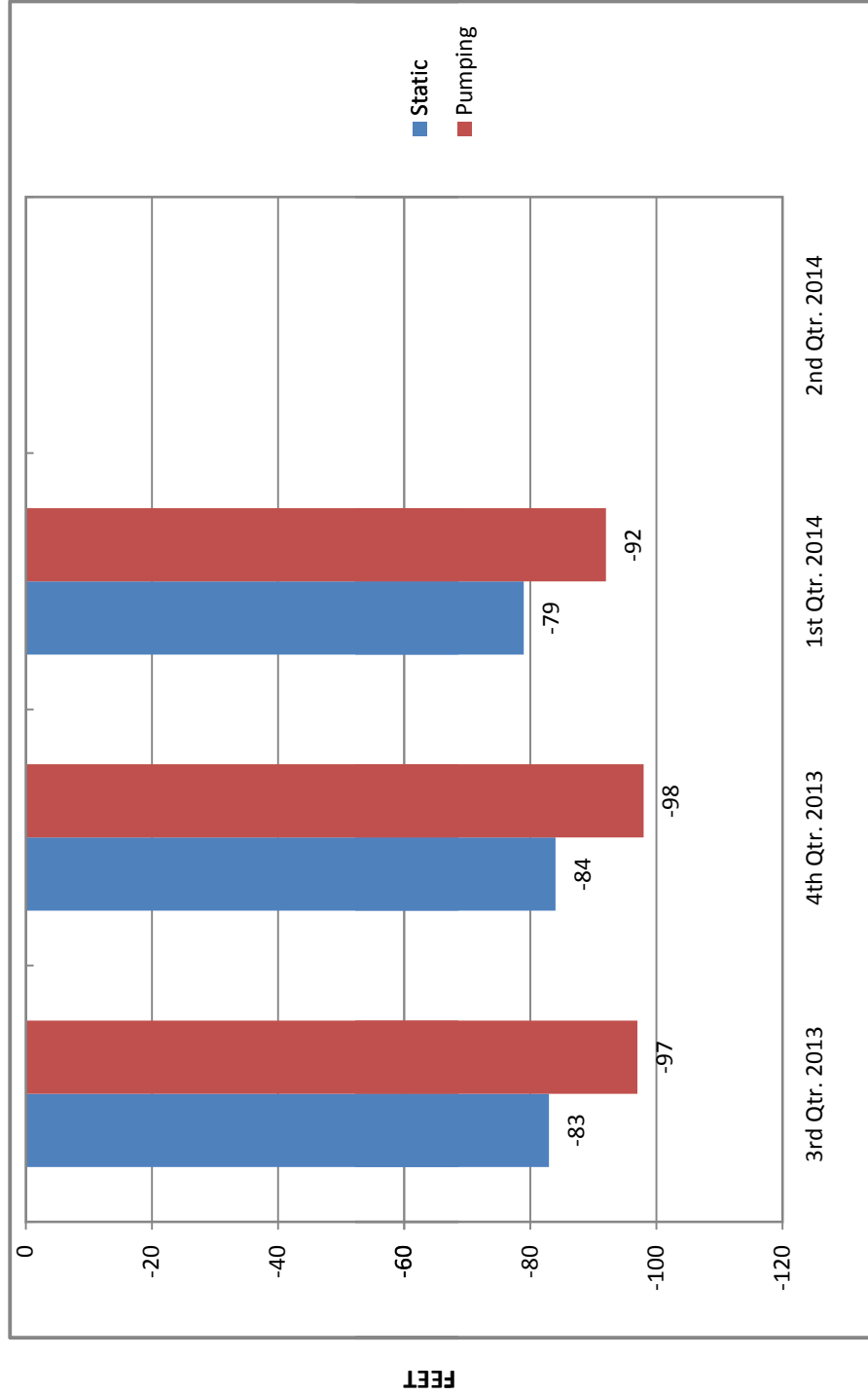
* No sounding completed for First Quarter.



Elk Grove Water District

Static and Pumping Levels

Well 9 Polhemus



Latest Well Sounding

Static: 79 Ft
Pumping: 92 Ft
Drawdown: 13 Ft
GPM: 476.00
Specific Capacity: 36.615

Latest Sand Tester Results:

15 Min: < 5 ppm

2014 Monthly Sample Report - March, 2014
Water System: Elk Grove Water System

Sampling Point: 01 - 8693 W. Camden

Colors:
Black = Complete
Green = Unscheduled
Red = Incomplete Sample

47
5
0

Collection Due Date	Schedule Class	Schedule Name	Collection Tolerance
3/4/2014	Distribution System	1 wk - Bacteriological	Week
3/11/2014	Distribution System	1 wk - Bacteriological	Week
3/18/2014	Distribution System	1 wk - Bacteriological	Week
3/25/2014	Distribution System	1 wk - Bacteriological	Week

Sample Collected Date	Sampling Point
3/4/2014	01 - 8693 W. Camden
3/11/2014	01 - 8693 W. Camden
3/18/2014	01 - 8693 W. Camden
3/25/2014	01 - 8693 W. Camden

Sampling Point: 01D School Well - Raw Water

Collection Due Date	Schedule Class	Schedule Name	Collection Tolerance
---------------------	----------------	---------------	----------------------

Sample Collected Date	Sampling Point
-----------------------	----------------

Sampling Point: 02 - 9425 Emerald Vista

Collection Due Date	Schedule Class	Schedule Name	Collection Tolerance
3/4/2014	Distribution System	1 wk - Bacteriological	Week
3/11/2014	Distribution System	1 wk - Bacteriological	Week
3/18/2014	Distribution System	1 wk - Bacteriological	Week
3/25/2014	Distribution System	1 wk - Bacteriological	Week

Sample Collected Date	Sampling Point
3/4/2014	02 - 9425 Emerald Vista
3/11/2014	02 - 9425 Emerald Vista
3/18/2014	02 - 9425 Emerald Vista
3/25/2014	02 - 9425 Emerald Vista

Sampling Point: 03 - Marval Well Raw Water

Collection Due Date	Schedule Class	Schedule Name	Collection Tolerance
3/4/2014	Source Water	3 mo - Bacteriological	Quarterly
3/4/2014	Source Water	3 mo - Fe, Mn, As Total	Quarterly
3/4/2014	Source Water	3 mo - Fe, Mn, As Dissolved	Quarterly
3/4/2014	Source Water	1yr - Nitrate, Nitrite	Annually

Sample Collected Date	Sampling Point
3/4/2014	03- Marval Raw Water
3/4/2014	03- Marval Raw Water
3/4/2014	03- Marval Raw Water
3/4/2014	03- Marval Raw Water

Sampling Point: 03 - 8809 Valley Oak

Collection Due Date	Schedule Class	Schedule Name	Collection Tolerance
3/4/2014	Distribution System	1 wk - Bacteriological	Week
3/11/2014	Distribution System	1 wk - Bacteriological	Week
3/18/2014	Distribution System	1 wk - Bacteriological	Week
3/25/2014	Distribution System	1 wk - Bacteriological	Week

Sample Collected Date	Sampling Point
3/4/2014	03 - 8809 Valley Oak
3/11/2014	03 - 8809 Valley Oak
3/18/2014	03 - 8809 Valley Oak
3/25/2014	03 - 8809 Valley Oak

Sampling Point: 04D Webb Well - Raw Water

Collection Due Date	Schedule Class	Schedule Name	Collection Tolerance	Sampling Point	Sample Collected Date
Sampling Point: 04 - 10122 Glacier Point					
Collection Due Date	Schedule Class	Schedule Name	Collection Tolerance	Sampling Point	Sample Collected Date
3/4/2014	Distribution System	1 wk - Bacteriological	Week	04 - 10122 Glacier Point	3/4/2014
3/11/2014	Distribution System	1 wk - Bacteriological	Week	04 - 10122 Glacier Point	3/11/2014
3/18/2014	Distribution System	1 wk - Bacteriological	Week	04 - 10122 Glacier Point	3/18/2014
3/25/2014	Distribution System	1 wk - Bacteriological	Week	04 - 10122 Glacier Point	3/25/2014

Sampling Point: 05 - 9230 Amsden Ct..

Collection Due Date	Schedule Class	Schedule Name	Collection Tolerance	Sampling Point	Sample Collected Date
3/4/2014	Distribution System	1 wk - Bacteriological	Week	05 - 9230 Amsden Ct..	3/4/2014
3/11/2014	Distribution System	1 wk - Bacteriological	Week	05 - 9230 Amsden Ct..	3/11/2014
3/18/2014	Distribution System	1 wk - Bacteriological	Week	05 - 9230 Amsden Ct..	3/18/2014
3/25/2014	Distribution System	1 wk - Bacteriological	Week	05 - 9230 Amsden Ct..	3/25/2014

Sampling Point: 06 - 9227 Rancho Dr.

Collection Due Date	Schedule Class	Schedule Name	Collection Tolerance	Sampling Point	Sample Collected Date
3/4/2014	Distribution System	1 wk - Bacteriological	Week	06 - 9227 Rancho Dr.	3/4/2014
3/11/2014	Distribution System	1 wk - Bacteriological	Week	06 - 9227 Rancho Dr.	3/11/2014
3/18/2014	Distribution System	1 wk - Bacteriological	Week	06 - 9227 Rancho Dr.	3/18/2014
3/25/2014	Distribution System	1 wk - Bacteriological	Week	06 - 9227 Rancho Dr.	3/25/2014

Sampling Point: 07 - Al Gates Park Mainline Dr.

Collection Due Date	Schedule Class	Schedule Name	Collection Tolerance	Sampling Point	Sample Collected Date
3/4/2014	Distribution System	1 wk - Bacteriological	Week	07 - Al Gates Park Mainline Dr.	3/4/2014
3/11/2014	Distribution System	1 wk - Bacteriological	Week	07 - Al Gates Park Mainline Dr.	3/11/2014
3/18/2014	Distribution System	1 wk - Bacteriological	Week	07 - Al Gates Park Mainline Dr.	3/18/2014
3/25/2014	Distribution System	1 wk - Bacteriological	Week	07 - Al Gates Park Mainline Dr.	3/25/2014

Sampling Point: 08-Williamson Well Raw Water

Collection Due Date	Schedule Class	Schedule Name	Collection Tolerance	Sampling Point	Sample Collected Date
3/4/2014	Source Water	3 mo - Bacteriological	Quarterly	08- Williamson Raw Water	3/4/2014
3/4/2014	Source Water	3 mo - Fe,Mn,As Total	Quarterly	08- Williamson Raw Water	3/4/2014
3/4/2014	Source Water	3 mo - Fe,Mn,As Dissolved	Quarterly	08- Williamson Raw Water	3/4/2014
3/4/2014	Source Water	1yr - Nitrate, Nitrite	Annually	08- Williamson Raw Water	3/4/2014

Sampling Point: 08- 9436 Hollow Springs Wy.

Collection Due Date	Schedule Class	Schedule Name	Collection Tolerance	Sampling Point	Sample Collected Date
3/4/2014	Distribution System	1 wk - Bacteriological	Week	09- 8417 Blackman Wy.	3/4/2014
3/11/2014	Distribution System	1 wk - Bacteriological	Week	09- 8417 Blackman Wy.	3/11/2014
3/18/2014	Distribution System	1 wk - Bacteriological	Week	09- 8417 Blackman Wy.	3/18/2014
3/25/2014	Distribution System	1 wk - Bacteriological	Week	09- 8417 Blackman Wy.	3/25/2014

Sampling Point: 09- Polhemus Well Raw Water

Collection Due Date	Schedule Class	Schedule Name	Collection Tolerance	Sampling Point	Sample Collected Date

Sampling Point: 09- 8417 Blackman Wy.

Collection Due Date	Schedule Class	Schedule Name	Collection Tolerance	Sampling Point	Sample Collected Date
3/4/2014	Distribution System	1 wk - Bacteriological	Week	09- 8417 Blackman Wy.	3/4/2014
3/11/2014	Distribution System	1 wk - Bacteriological	Week	09- 8417 Blackman Wy.	3/11/2014
3/18/2014	Distribution System	1 wk - Bacteriological	Week	09- 8417 Blackman Wy.	3/18/2014
3/25/2014	Distribution System	1 wk - Bacteriological	Week	09- 8417 Blackman Wy.	3/25/2014

Sampling Point: 10-9373 Oreo Ranch Cir.

Collection Due Date	Schedule Class	Schedule Name	Collection Tolerance	Sampling Point	Sample Collected Date
3/4/2014	Distribution System	1 wk - Bacteriological	Week	10-9373 Oreo Ranch Cir.	3/4/2014
3/11/2014	Distribution System	1 wk - Bacteriological	Week	10-9373 Oreo Ranch Cir.	3/11/2014
3/18/2014	Distribution System	1 wk - Bacteriological	Week	10-9373 Oreo Ranch Cir.	3/18/2014
3/25/2014	Distribution System	1 wk - Bacteriological	Week	10-9373 Oreo Ranch Cir.	3/25/2014

Sampling Point: 11D Dino Well -Raw Water

Collection Due Date	Schedule Class	Schedule Name	Collection Tolerance	Sampling Point	Sample Collected Date
---------------------	----------------	---------------	----------------------	----------------	-----------------------

Sampling Point: 12 Fallbrook Well -Raw Water

Collection Due Date	Schedule Class	Schedule Name	Collection Tolerance	Sampling Point	Sample Collected Date
---------------------	----------------	---------------	----------------------	----------------	-----------------------

Sampling Point: 14D Railroad Well -Raw Water

Collection Due Date	Schedule Class	Schedule Name	Collection Tolerance	Sampling Point	Sample Collected Date
---------------------	----------------	---------------	----------------------	----------------	-----------------------

Sampling Point: Railroad WTP Effluent


Collection Due Date	Schedule Class	Schedule Name	Collection Tolerance	Sampling Point	Sample Collected Date
3/11/2014	Treated Plant Effluent	1 mo - WTP Eff - Fe,Mn,As Total Month		Railroad WTP Effluent	3/11/2014
3/11/2014	Treated Plant Effluent	1 mo - WTP Eff - Fe,Mn,As Diss Month		Railroad WTP Effluent	3/11/2014

Sampling Point: Backwash Tank Discharge

Collection Due Date	Schedule Class	Schedule Name	Collection Tolerance	Sampling Point	Sample Collected Date
3/25/2014	Wastewater	BOD,TSS,TKN,Cu,Mn,Zi,STLC, CAM-17, TCLP Barium	N/A	Backwash Tank Effluent	3/25/2014

Sampling Point: Special Distribution/ Construction Samples

Collection Due Date	Schedule Class	Schedule Name	Collection Tolerance	Sampling Point	Sample Collected Date
3/20/2014	Distribution System	Bacteriological	N/A	9354 Elk Grove Florin Rd.	3/20/2014



April 8, 2014

Division of Drinking Water and Environmental Mgmt.
California Dept. of Public Health
P.O. Box 997377, MS 7418
1616 Capital Ave
Sacramento, CA 95899-7377

MONTHLY SUMMARY OF DISTRIBUTION SYSTEM COLIFORM MONITORING

Enclosed is the Monthly Summary of Distribution System Coliform Monitoring report from Elk Grove Water District for March 2014.

If you have any further questions, you may contact me at 916-687-3155 ext. 102.

A handwritten signature in blue ink, appearing to read "Steve Shaw", is written over a light blue horizontal line.

STEVE SHAW
WATER TREATMENT FOREMAN

MONTHLY SUMMARY OF DISTRIBUTION SYSTEM COLIFORM MONITORING

System Name <b style="text-align: center;">ELK GROVE WATER SERVICE	System Number <b style="text-align: center;">3410008
Sampling Period <b style="text-align: center;">March	Year <b style="text-align: center;">2014
Month	

	Number Required	Number Collected	Number Total Coliform Positives	Number Fecal/E.coli Positives
1. Routine Samples (see note 1)	<input type="text" value="40"/>	<input type="text" value="40"/>	<input type="text" value="0"/>	<input type="text" value="0"/>
2. Repeat Samples Following Samples Which are Total Coliform Positive and Fecal/E.coli Negative (see notes 5 and 6)		<input type="text" value="0"/>	<input type="text" value="0"/>	<input type="text" value="0"/>
3. Repeat Samples Following Routine Samples Which are Total Coliform Positive and Fecal/E.coli Positive (see notes 5 and 6)		<input type="text" value="0"/>	<input type="text" value="0"/>	<input type="text" value="0"/>
4. MCL Computation For Total Coliform Positive Samples				
a. Totals (sum of columns)	<input type="text" value="40"/>	<input type="text" value="40"/>	<input type="text" value="0"/>	
b. If 40 or more samples collected in month, determine percent of samples that are total coliform positive [(total number positive/total number collected) x 100]	<input type="text" value="0"/>			
c. Is system in compliance... with fecal/E. coli MCL?	<input checked="" type="checkbox"/> Yes	<input type="checkbox"/> No		
<small>(see notes 2 and 3)</small>				
... with monthly MCL?	<input checked="" type="checkbox"/> Yes	<input type="checkbox"/> No		
<small>(see note 4)</small>				
5. Source Samples Triggered by Routine Samples that are Total Coliform Positive <small>(This applies only to systems subject to the Groundwater Rule - see notes 7 and 8)</small>		<input type="text" value="0"/>	<input type="text" value="0"/>	<input type="text" value="0"/>


6. Invalidated Samples
(Note what samples, if any, were invalidated; who authorized the invalidation; and when replacement samples were collected. Attach additional sheets, if necessary.)

7. Summary Completed By: **Steve Shaw**

Signature 	Title <input type="text" value="Water Treatment Foreman"/>	Date <input type="text" value="4/8/2014"/>
---------------	---	---

NOTES AND INSTRUCTIONS:

1. Routine samples include:
- a. Samples required per 22 CCR, Section 64423:
- b. Extra samples required for systems collecting less than five routine samples per month that had one or more total coliform positives in previous month;
- c. Extra samples for systems with high source water turbidities that are using surface water or groundwater under direct influence of surface water and do not practice filtration in compliance with regulations;
2. Note: For a repeat sample following a total coliform positive sample, any fecal/E.coli positive repeat (boxed entry) constitutes an MCL violation and requires immediate notification to the department (22, CCR, Section 64426.1).
3. Note: For repeat sample following a fecal/E.coli positive sample, any total coliform positive repeat (boxed entry) constitutes an MCL violation and requires immediate notification to the department (22, CCR, Section 64426.1).
4. Total coliform MCL (Notify Department within 24 hours of MCL violation):
- a. For systems collecting less than 40 samples, if two or more samples are total coliform positive, then the MCL is violated.
- b. For systems collecting 40 or more samples, if more than 5.0 percent of samples collected are total coliform positive, then the MCL is violated. 5. Positive results and their associated repeat samples must be tracked on the worksheet on the other side.
6. For systems collecting more than one routine sample per month, three repeat samples must be collected for each total coliform positive sample. Repeat samples must be collected within 24 hours of being notified of the positive results.
7. For systems collecting one or less routine samples per month, four repeat samples must be collected for each total coliform positive sample.



April 8, 2014

Sacramento Regional County
Sanitation District
Environmental Specialist
10060 Goethe Rd.
Sacramento, Ca. 95827

MONTHLY COMPLIANCE REPORT

Enclosed is the Monthly Compliance Report Form from Elk Grove Water District for March 2014.

If you have any further questions, you may contact me at 916-687-3155 ext. 102.

A handwritten signature in blue ink, appearing to read "Steve Shaw", is written over a light blue horizontal line.

STEVE SHAW
WATER TREATMENT FOREMAN



COMPLIANCE REPORT FORM

Attn: Nicole Sears	Wastewater Source Control Section
Phone # (916) 876-7378	Fax # (916) 876-6374
From: Steve Shaw	
Company: Elk Grove Water Service	Permit# WTP010

The following reports and information are attached (check all that apply):

Month:	3	Year:	2014
--------	---	-------	------

<input checked="" type="checkbox"/> Water use/flow meter report	Railroad WTP: 0 Hampton WTP: 0													
<input type="checkbox"/> Monitoring results/analytical report	<table border="1" style="width:100%; border-collapse: collapse;"> <thead> <tr> <th style="width:30%;"></th> <th style="width:30%; text-align: center;">Date</th> <th style="width:30%; text-align: center;">Time</th> <th style="width:10%; text-align: center;">pH</th> </tr> </thead> <tbody> <tr> <td>Hampton WTP</td> <td></td> <td></td> <td></td> </tr> <tr> <td>Railroad WTP</td> <td></td> <td></td> <td></td> </tr> </tbody> </table>		Date	Time	pH	Hampton WTP				Railroad WTP				
	Date	Time	pH											
Hampton WTP														
Railroad WTP														

Discharge Rate

- Check the statement below that applies to this report:
- Based on a review of this facilities flow data, discharge rate limit was exceeded
 - I certify that this facility is in compliance with the discharge rate limit.
- Attached is a description of anticipated changes that may significantly alter the nature, quality, or volume of the wastewater discharged.
- Flow monitoring equipment certification (Flow or pH meter, etc.)
 - Other (describe)

Domestic Calculation

Domestic Usage	Number of Employees	Business Days per Month	Allowance (gallons per day)	Gallons
Production	3	18	25	1350
Office	2	18	20	720
Drivers/Field	17	18	5	1530
Total				3600

Certification Statement

"I certify under penalty of law that this document and all attachments were prepared under my direction or supervision in accordance with a system designed to assure that qualified personnel properly gather and evaluate the information submitted. Based on my inquiry of the person or persons who manage the system, or those persons directly responsible for gathering the information, the information submitted is, to the best of my knowledge and belief, true, accurate and complete. I am aware that there are significant penalties for submitting false information including the possibility of fine and imprisonment for knowing violations".

SIGNATURE of Authorized Representative:

PRINTED NAME, TITLE:

Steve Shaw	Water Treatment Foreman
(Name)	(Title)

DATE:

4-8-2014



Date: 3/2014

Operator	Date	Waste Meter	Gallons
cphillips@egws.lan	3/1/2014 8:47:00 AM	10634762	0
cphillips@egws.lan	3/2/2014 8:30:00 AM	10634762	0
jvance@egws.lan	3/3/2014 9:36:00 AM	10634762	0
jvance@egws.lan	3/4/2014 8:02:00 AM	10634762	0
jvance@egws.lan	3/5/2014 9:31:00 AM	10634762	0
ahewitt@egws.lan	3/6/2014 8:16:00 AM	10634762	0
jvance@egws.lan	3/7/2014 8:47:00 AM	10634762	0
dfrederick@egws.lan	3/8/2014 8:00:00 AM	10634762	0
dfrederick@egws.lan	3/9/2014 8:15:00 AM	10634762	0
jvance@egws.lan	3/10/2014 7:59:00 AM	10634762	0
jvance@egws.lan	3/11/2014 7:52:00 AM	10634762	0
jvance@egws.lan	3/12/2014 8:07:00 AM	10634762	0
jvance@egws.lan	3/13/2014 8:13:00 AM	10634762	0
jdiaz@egws.lan	3/14/2014 8:15:00 AM	10634762	0
jdiaz@egws.lan	3/15/2014 8:30:00 AM	10634762	0
jdiaz@egws.lan	3/16/2014 8:10:00 AM	10634762	0
jvance@egws.lan	3/17/2014 11:00:00 AM	10634762	0
jvance@egws.lan	3/18/2014 7:48:00 AM	10634762	0
ahewitt@egws.lan	3/19/2014 8:27:00 AM	10634762	0
jvance@egws.lan	3/20/2014 8:03:00 AM	10634762	0
jvance@egws.lan	3/21/2014 7:54:00 AM	10634762	0
ahewitt@egws.lan	3/22/2014 8:05:00 AM	10634762	0
ahewitt@egws.lan	3/23/2014 8:19:00 AM	10634762	0
jvance@egws.lan	3/24/2014 8:08:00 AM	10634762	0
jvance@egws.lan	3/25/2014 7:34:00 AM	10634762	0
jvance@egws.lan	3/26/2014 8:06:00 AM	10634762	0
jvance@egws.lan	3/27/2014 8:10:00 AM	10634762	0
jvance@egws.lan	3/28/2014 8:24:00 AM	10634762	0
jvance@egws.lan	3/29/2014 8:23:00 AM	10634762	0
jvance@egws.lan	3/30/2014 9:39:00 AM	10634762	0
jvance@egws.lan	3/31/2014 8:50:00 AM	10634762	0

Grand Total 0

M.C.C. AND LAB

Item	Quarterly				Annual
	1st	2nd	3rd	4th	
Fume Hood	Refer. 1.1.1	JV 3/3/14 10324			Refer. 2014
	Sect: 1.1.1				Sect: 1.2.3
Dulco-meter	Refer. 1.1.2	AH 2/21/14 10321			
	Sect: 1.1.2				Sect: 1.2.1
M.C.C.					
Circuit Breaker	Refer. 1.1.3	JV 3/4/14 10324			
	Sect: 1.1.3				Sect: 1.2.2
C12 DPD Handheld					

Year: 2014

CLOR-TEC SYSTEM

Item	Monthly												Quarterly				Annual		
	Refer.	JAN	FEB	MAR	APR	MAY	JUN	JUL	AUG	SEP	OCT	NOV	DEC	1st	2nd	3rd	4th	Refer.	2014
CL2 Meter System	JV 1/28/14 10188	AH 2/19/14 10457	JV 3/12/14 10459															4.4.1	AH 2/5/14 10311
Exhaust Fan														AH 3/25/14 10581				4.3.1	
Hydrogen Blow/Det.																		4.2/4.3	
Cell and Electrode														AH 3/26/14 10581				4.3.2	
Hypo/Brine Tank	AH 1/27/14 10188	AH 2/19/14 10457	JV 3/12/14 10459															4.4.5	
Water Softener																		4.4.6	
Rectifier	AH 1/30/14 10188	AH 2/19/14 10457	JV 3/12/14 10459															4.2.4	
Clor-Tec Unit	AH 1/27/14 10188	AH 2/19/14 10457	JV 3/12/14 10459															4.2.2	

█ = Deferred Maintenance

Year: 2014

FILTER VESSELS

Item	Monthly												Semi-annual		Annual	
	Refer	JAN	FEB	MAR	APR	MAY	JUN	JUL	AUG	SEP	OCT	NOV	DEC	Refer:	2014	
Air/Vac Valves	Initials Date W.O. #													Refer: 5.2.1		
Bray Valves	Initials Date W.O. #													Refer: 5.2.2		
CLA-VAL	Initials Date W.O. #													Refer: 5.3.1		
Pilot Valves	Initials Date W.O. #	AH 1/15/14 10172	JV 2/12/14 10313	AH 3/7/14 10430									Refer: 5.3.2			
Press. Diff. Trnsdcr.	Initials Date W.O. #												Refer: 5.3.3			
Vessels	Initials Date W.O. #												Refer: 5.3.4			

■ = Deferred Maintenance

Year: 2014

BOOSTER PUMPS

Item	Monthly												Semi-annual		Annual			
	Refer.	JAN	FEB	MAR	APR	MAY	JUN	JUL	AUG	SEP	OCT	NOV	DEC	Refer.	2ND 6-MO.	Refer.	2014	
Electric Motor	Initials	JV	JV	AH/JV														
	Date	1/15/14	2/13/14	3/10/14														
	W.O. #	10245	10315	10461														
PUMP	Initials	JV	JV	AH/JV														
	Date	1/15/14	2/13/14	3/10/14														
	W.O. #	10245	10315	10461														
A.R.V.	Initials																	
	Date																	
	W.O. #																	
Rising Stem Valve	Initials																	
	Date																	
	W.O. #																	

Year: 2014

BACKWASH SYSTEM and Storage Tanks

Item	MONTHLY												Semi-annual		Annu./Bi-annu.		
	Refer.	JAN	FEB	MAR	APR	MAY	JUN	JUL	AUG	SEP	OCT	NOV	DEC	Refer.	2014	Periodic	
Mag meter														Sect: 2.3.2			
MCC														Sect: TBD			
Pressure Transdr														Sect: 2.2.1			
Backwash Tank														Sect: 2.3.4			
Return Pumps	Sect: TBD	AH 1/27/14 10246	AH 2/19/14 10458	AH 3/24/14 10455										Sect: TBD			
Storage Tanks														Sect: 2.4.1			
Bray Valves														Sect: 2.2.2			

= Deferred Maintenance

Year: 2014

STANDBY GENERATOR

Item	Monthly												Semi-annual		Annual/Biannual				
	Refer	JAN	FEB	MAR	APR	MAY	JUN	JUL	AUG	SEP	OCT	NOV	DEC	Refer	2014	Periodic			
Fuel Tank	Initials	JV	JV	JV										Sect: 6.1.1	Sect: 6.3.1				
	Date	1/27/14	2/20/24	3/12/14															
	W.O. #	10189	10325	10453															
Radiator	Initials													Sect: 6.2.1	Sect: 6.2.2				
	Date																		
	W.O. #																		
Battery/Charger	Initials	JV	JV	JV										Sect: 6.1.2	Sect: 6.3.3				
	Date	1/27/14	2/20/14	3/12/14															
	W.O. #	10189	110325	10453															
Coolant Heater	Initials													Sect: 6.1.3	Sect: 6.2.3				
	Date																		
	W.O. #																		
Generator	Initials	JV	JV	JV										Sect: 6.1.3	Sect: 6.2.3				
	Date	1/7/14																	
	W.O. #	10189	10325	10453															
Engine	Initials													Sect: 6.1.3	Sect: 6.2.3				
	Date																		
	W.O. #																		

= Deferred Maintenance

Year: 2014

WELL 1D SCHOOL

Item	Monthly												Semi-annual		Annual			
	Refer.	JAN	FEB	MAR	APR	MAY	JUN	JUL	AUG	SEP	OCT	NOV	DEC	Refer.	1ST 6-MO.	2ND 6-MO.	Refer.	2014
Pump	13.1.1	JV 1/6/14 10165	AH 2/13/14 10307	AH 3/13/14 10481										13.2.1				
Motor	13.1.2	JV 1/6/14 10165	AH 2/13/14 10307	AH 3/13/14 10481										13.2.2				
Press/Lvl Transdcr.																		
Isolation Valves																		
Clav-Val																		
Mag-Meter																		
A.R.V.														13.2.3				
M.C.C.																		

WELL 4D WEBB

Item	Monthly												Semi-annual		Annual/Biannual		
	Refer.	JAN	FEB	MAR	APR	MAY	JUN	JUL	AUG	SEP	OCT	NOV	DEC	Refer.	2014	Periodic	
Pump	Initials	JV	AH	AH													
	Date	1/10/14	2/13/14	3/13/14													
	W.O. #	10168	10304	10477										Sect: 8.2.1			
Motor	Initials	JV	AH	AH													
	Date	1/10/14	2/13/14	3/13/14													
	W.O. #	10168	10304	10477										Sect: 8.2.2			
Transdr. Press/LV	Initials																
	Date																
	W.O. #													Sect: 8.3.2			
Isolation Valves	Initials																
	Date																
	W.O. #													Sect: 8.3.6			
Cla-Val	Initials																
	Date																
	W.O. #													Sect: 8.3.1			
Mag-Meter	Initials																
	Date																
	W.O. #													Sect: 8.3.3			
A.R.V.	Initials																
	Date																
	W.O. #													Sect: 8.3.4			
M.C.C.	Initials																
	Date																
	W.O. #													Sect: 8.2.3			
Portable Generator	Initials	JV	AH	AH													
	Date	1/10/14	2/13/14	3/13/14													
	W.O. #	10168	10304	10477										Sect: 8.2.4			
Generator Set	Initials																
	Date																
	W.O. #													Sect: 8.4.2			

= Deferred Maintenance

WELL 11D DINO

Item	Monthly												Semi-annual		Annual/Biannual				
	Refer.	JAN	FEB	MAR	APR	MAY	JUN	JUL	AUG	SEP	OCT	NOV	DEC	Refer.	1ST 6-MO.	2ND 6-MO.	Refer.	2014	Periodic
Pump	Initials Date W.O. #	AH 1/6/14 10131	AH 2/13/14 10303	AH 3/13/14 10475										Sect: 9.1.1			Sect: 9.2.1		
Motor	Initials Date W.O. #	AH 1/6/14 10131	AH 2/13/14 10303	AH 3/13/14 10475										Sect: 9.1.2			Sect: 9.2.2		
Press/Lvl Transdcr.	Initials Date W.O. #																Sect: 9.3.2		
Isolation Valves	Initials Date W.O. #																Sect: 9.3.6		
Cla-Val	Initials Date W.O. #																Sect: 9.3.1		
Mag-Meter	Initials Date W.O. #																Sect: 9.3.3		
A.R.V.	Initials Date W.O. #																Sect: 9.3.4		
M.C.C.	Initials Date W.O. #																Sect: 9.3.5		
Portable Generator	Initials Date W.O. #	AH 1/6/14 10131	AH 2/13/14 10303	AH 3/13/14 10475										Sect: 9.1.3			Sect: 9.2.4		
Generator Set	Initials Date W.O. #																Sect: 9.4.2		

Year: 2014

WELL 14D RAILROAD

Item	Monthly												Semi-annual		Annual			
	Refer.	JAN	FEB	MAR	APR	MAY	JUN	JUL	AUG	SEP	OCT	NOV	DEC	Refer.	1ST 6-MO.	2ND 6-MO.	Refer.	2014
Pump	7.1.1	JV 1/7/14 10166	AH 2/13/14 10308	AH 3/21/14 10479										7.2.1			7.3.2	
Motor	7.1.2	JV 1/7/14 10166	AH 2/13/14 10308	AH 3/21/14 10479										7.2.2			7.3.6	
Press/Lvl Transdcr.																		
Isolation Valves																		
Clav-Val																		
Mag-Meter																		
A.R.V.														7.2.3			7.3.4	
M.C.C.																		

Year: 2014

WELL 3 MARVAL

Item	Monthly												Quarterly				Semi-annual		Annual				
	Refer.	JAN	FEB	MAR	APR	MAY	JUN	JUL	AUG	SEP	OCT	NOV	DEC	Refer.	1st	2nd	3rd	4th	1st	6-2ND	Refer.	2014	
Motor	12.1.2	JV 1/8/14 10167	AH 2/12/14 10310	AH 3/13/14 10485										12.1.2					12.3.2				
Pump	12.1.1	JV 1/8/14 10167	AH 2/12/14 10310	AH 3/13/14 10485										12.1.1					12.3.1				
Chlorine Pump														12.2.1	AH 3/13/14 10580								
Air Charer														12.2.2	AH 3/13/14 10580								
Check Valve														12.3.3									
A.R.V.														12.3.4									
M.C.C.																							
Pneumat Tank														12.2.3	AH 1/7/14 10580								
Isolation Valves																							
Propeller Meter																							

■ = Deferred Maintenance

WELL 8 WILLIAMSON

Item	Monthly												Quarterly				Semi-annual				Annual					
	Refer.	JAN	FEB	MAR	APR	MAY	JUN	JUL	AUG	SEP	OCT	NOV	DEC	Refer.	1st	2nd	3rd	4th	Refer.	1st	6-2ND	MO.	MO.	Refer.	2014	
Motor	Section: 11.1.2		AH 2/13/14 10309	AH 3/21/14 10487																Section: 11.3.2						
Pump	Section: 11.1.1		AH 2/13/14 10309	AH 3/21/14 10487																Section: 11.3.1						
Chlorine Pump	Initials Date W.O. #													Section: 11.2.1	AH 3/21/14 10579											
Air Charer	Initials Date W.O. #													Section: 11.2.2	AH 3/24/14 10579											
V Check Valve	Initials Date W.O. #													Section: 11.3.3												
A.R.V.	Initials Date W.O. #													Section: 11.3.4												
M.C.C.	Initials Date W.O. #													Section: 11.4.1												
Pneumat Tank	Initials Date W.O. #													Section: 11.2.3	AH 2/6/14 10579											
Isolation Valves	Initials Date W.O. #													Section: 11.4.3												
Propeller Meter	Initials Date W.O. #													Section: 11.4.2												

■ = Deferred Maintenance

Year: 2014

WELL 9 POLHEMUS

Item	Monthly												Quarterly				Annual			
	Refer.	JAN	FEB	MAR	APR	MAY	JUN	JUL	AUG	SEP	OCT	NOV	DEC	Refer.	1st	2nd	3rd	4th	Refer.	2014
Check Valve	Initials																			
	Date																			
	W.O. #																			
Chlorine Pump	Initials	AH	AH	AH										AH						
	Date	1/6/14	2/12/14																	
	W.O. #	10135	10297	10483										10483						
Air Charger	Initials													AH						
	Date																			
	W.O. #													10483						
Isolation Valves	Initials																			
	Date																			
	W.O. #																			
A.R.V.	Initials																			
	Date																			
	W.O. #																			
M.C.C.	Initials																			
	Date																			
	W.O. #																			
Pneumat Tank	Initials													AH						
	Date																			
	W.O. #													10483						
Propeller Meter	Initials																			
	Date																			
	W.O. #																			

■ = Deferred Maintenance

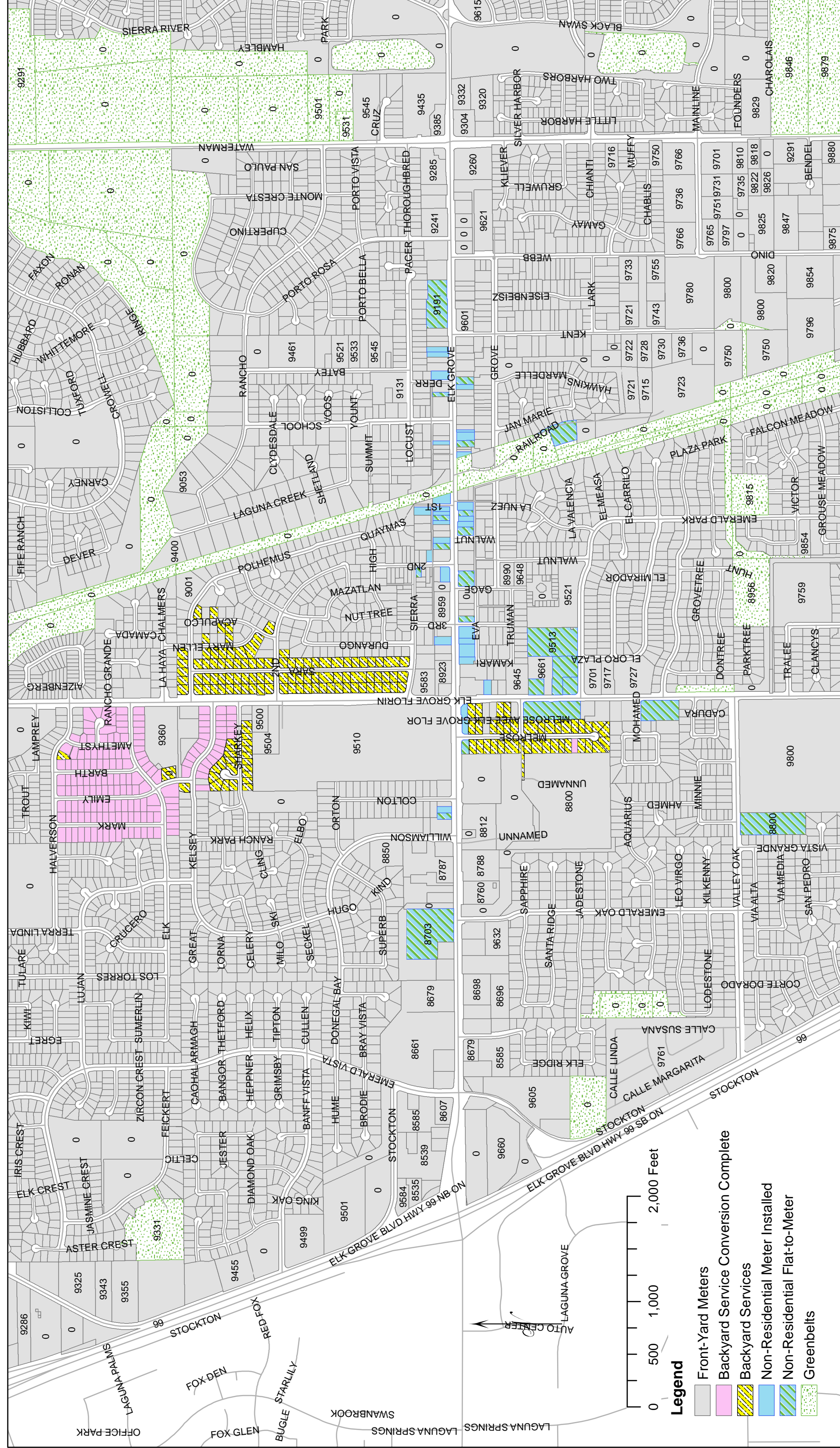
Elk Grove Water District
Backflow Prevention Program 2014

Backflow Reports	JAN	FEB	MAR	APR	MAY	JUN	JUL	AUG	SEP	OCT	NOV	DEC
CURRENT												
Notices Issued	3	37	45									
Results Received												
Pass:	3	18	33									
Fail:		3	0									
Failed Devices Retested----Passed		3	0									
Outstanding Results Due		16	12									

DELINQUENT	JAN	FEB	MAR	APR	MAY	JUN	JUL	AUG	SEP	OCT	NOV	DEC
Previous Month Carryover		16	4									
2nd Notice												
Sent:		16	12									
Received:		12	0									
Door Hanger Notice												
Sent:		4										
Received:												
Service Discontinued												

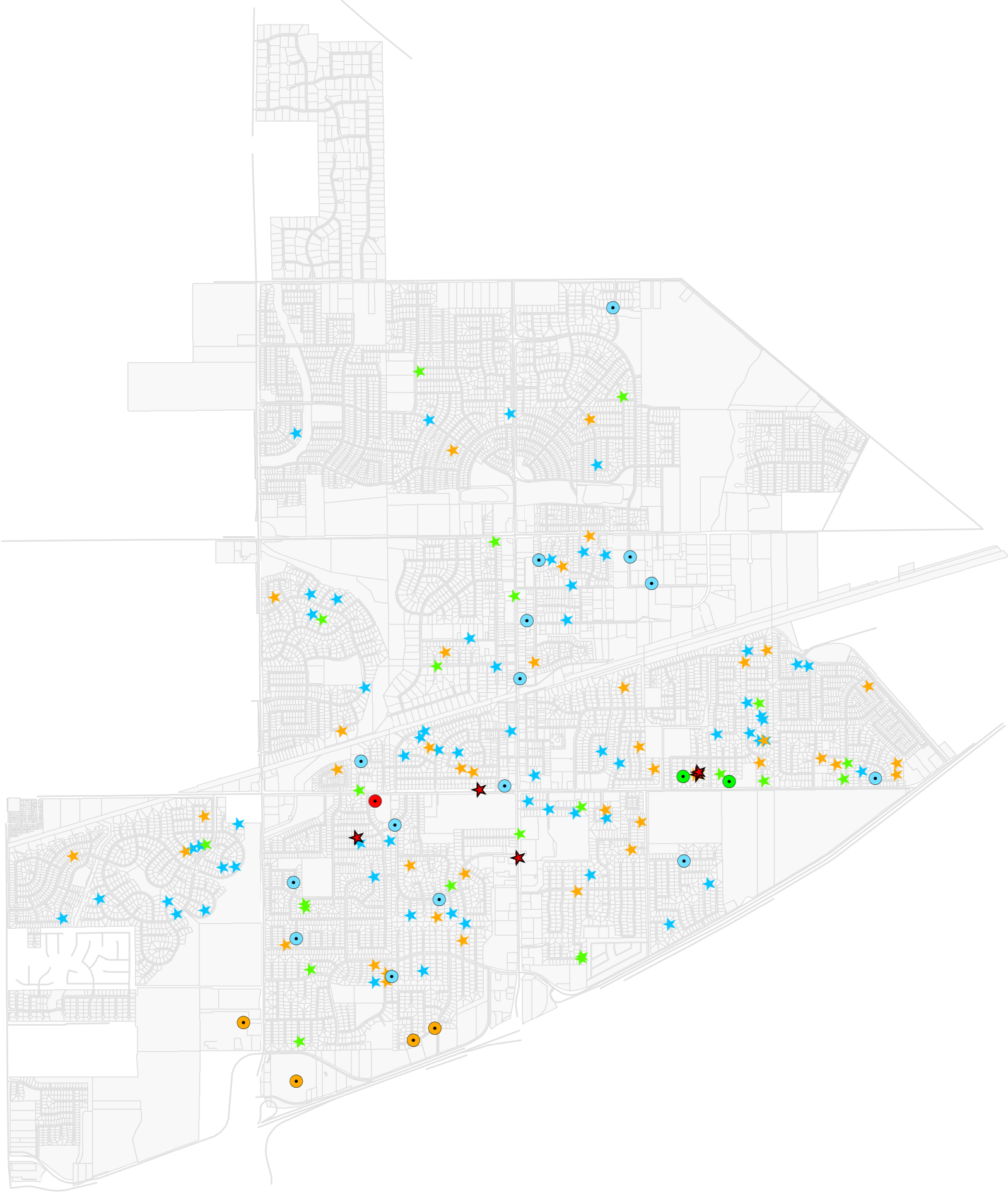
Elk Grove Water District
 Weekly Safety Meetings/Training
 March 2014

Date	Topic	Attendees:	Hosted By:
3/3/2014	Dealing with Customer Dogs	Monthly Staff Meeting (All Staff Required to Attend)	Ellen Carlson
3/10/2014	Basic CPR Saves Lives	Jose C, Jose M, David, John V, John D, Marcell, Sean, Michael, Justin, Richard, Gerardo, Eliseo, Joel, Alan, Chris, Sal, Brandon, Steve, Aaron, Wilfredo	Steve Shaw
3/17/2014	C-O Could Spell D-E-A-T-H	Jose C, Jose M, David, John V, John D, Marcell, Michael, Justin, Richard, Gerardo, Eliseo, Joel, Alan, Sal, Brandon, Steve, Aaron, Wilfredo	Steve Shaw
3/24/2014	Radon Awareness	Jose C, David, John V, John D, Marcell, Sean, Michael, Justin, Richard, Gerardo, Eliseo, Joel, Alan, Chris, Sal, Brandon, Steve, Aaron,	Steve Shaw
3/31/2014	Asbestos Safety	Jose C, Jose M, David, John V, John D, Marcell, Sean, Michael, Justin, Richard, Gerardo, Eliseo, Joel, Alan, Chris, Sal, Brandon, Steve, Aaron, Wilfredo	Steve Shaw



Elk Grove Water District		Projected Coordinate System: NAD 83 State Plane, California II, FIPS 0420	
Meter Retrofit Program		Source: City of Elk Grove, EGWD and Sacramento County GIS databases	
(March 2014)		Created by: Bruce Kamilos	
Backyard Services Converted: 53	Backyard Service Remaining: 148	Date: April 3, 2014	
Non-Residential Meters Installed: 23	Non-Residential Meters Remaining: 32		





Legend

Main Leaks

- March 2014
- July 2013 - Previous Month
- July 2012 - June 2013
- July 2011 - June 2012

Service Leaks

- ★ March 2014
- ★ July 2013 - Previous Month
- ★ July 2012 - June 2013
- ★ July 2011 - June 2012

March 2014

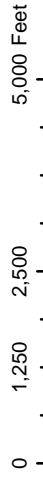
Main line Leaks: 1 YTD: 4

Service line Leaks: 5 YTD: 36

Total Leaks: 6 YTD: 40



EGWD Leaks

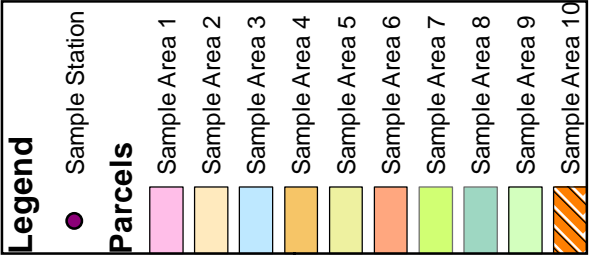
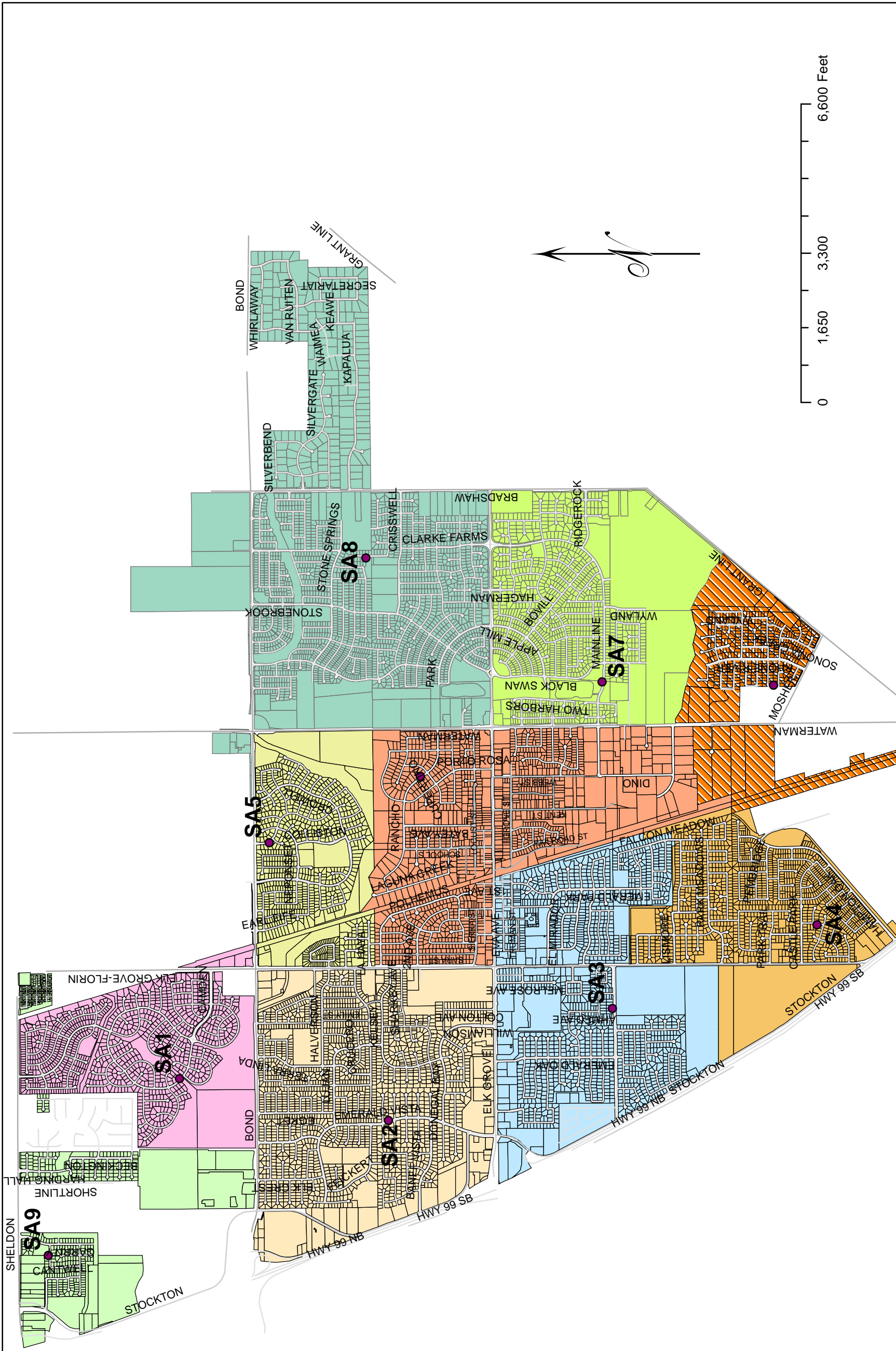


Elk Grove Water District

Service / Main Leaks

Created by: Bruce Kamilos

Date: 4/4/2014



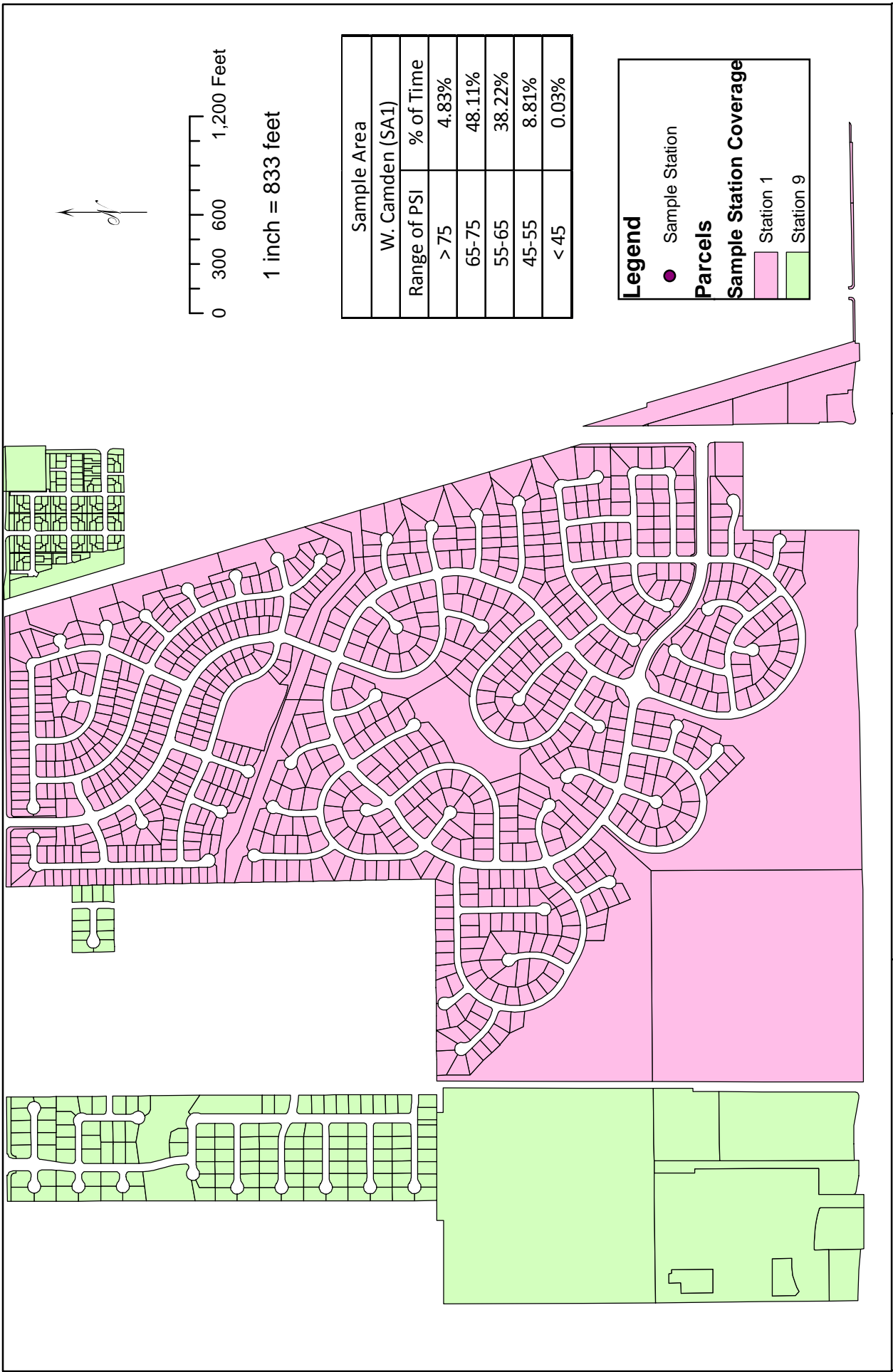
Sample Stations: 10

Elk Grove Water District

Sample Station Areas

Projected Coordinate System: NAD 83 State Plane CA II FIPS 0402
 Source: EGWD GIS database
 Modified by: Bruce Kamilos
 April 4, 2014



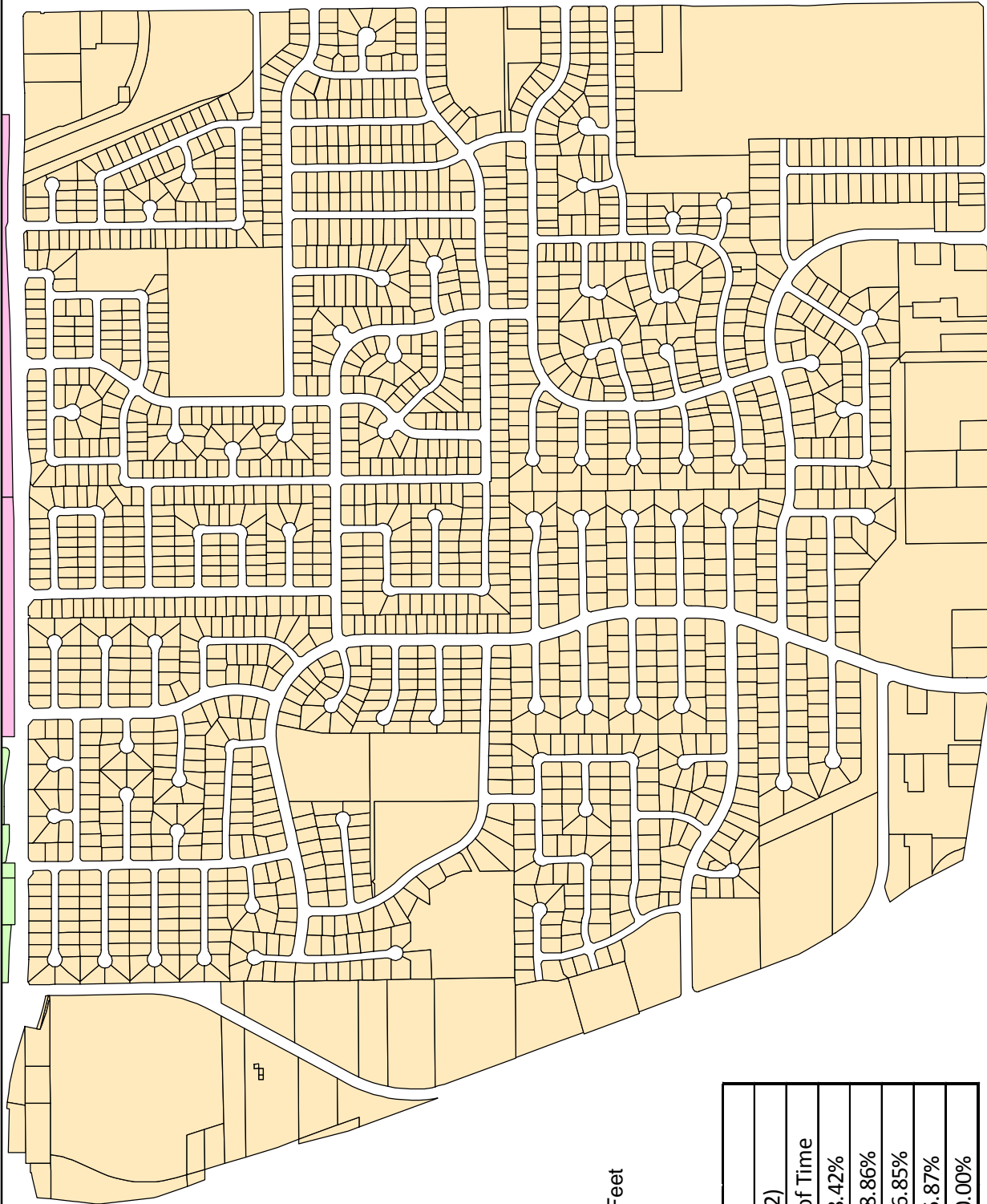


Projected Coordinate System:
NAD 83 State Plane CA II FIPS 0402
Source:EGWD GIS database
Created by: Bruce Kamilos
April 4, 2014

Elk Grove Water District
System Pressure Monitoring



Sample Station #1
Note: Sample Station takes a reading every 5 minutes.
March 2014



Legend

- Sample Station

Parcels

Sample Station Coverage

- Station 1
- Station 9
- Station 2



1 inch = 833 feet

Sample Area	
Emerald Vista (SA 2)	
Range of PSI	% of Time
> 75	8.42%
65-75	48.86%
55-65	36.85%
45-55	5.87%
< 45	0.00%

Sample Station #2

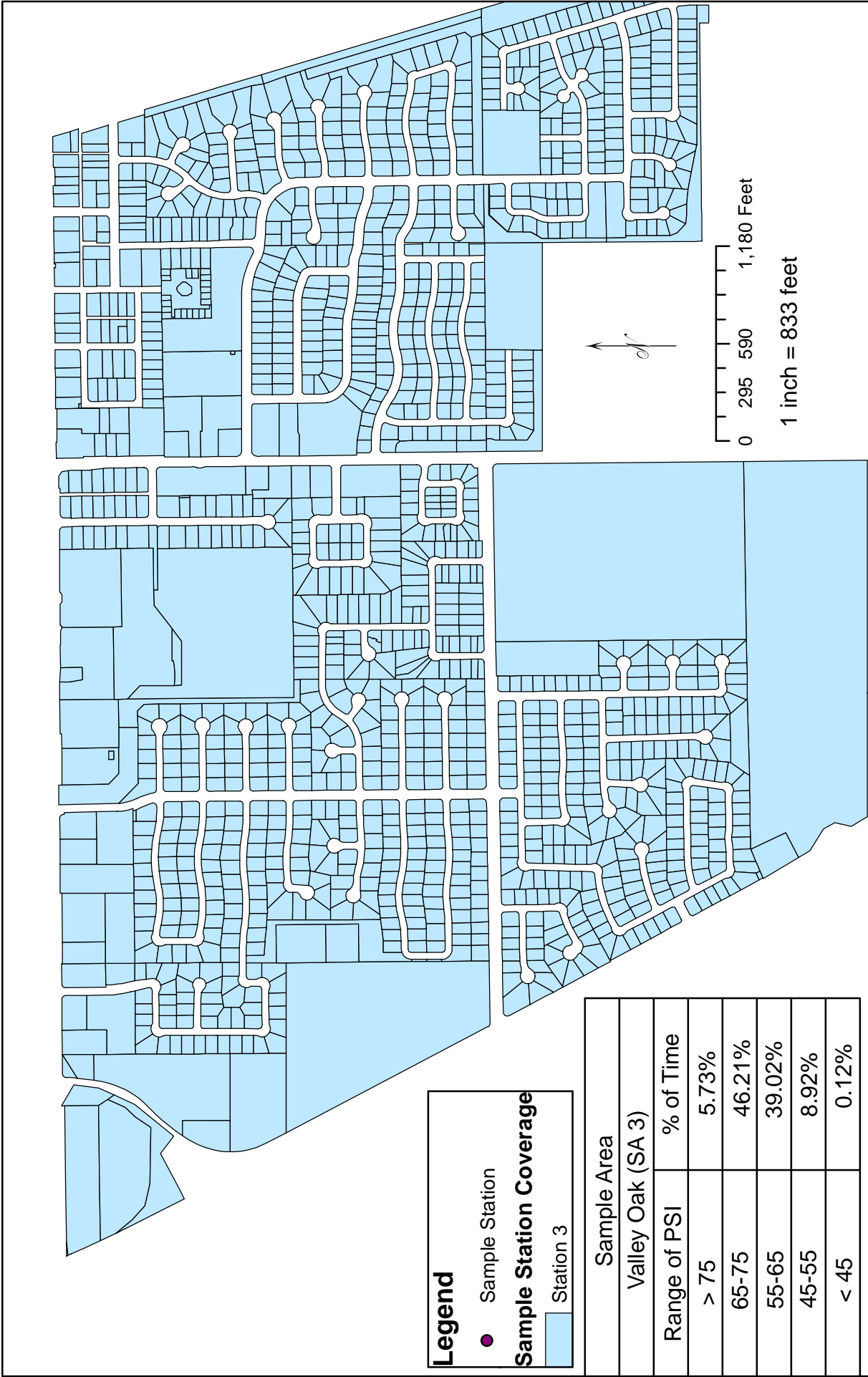
Note: Sample Station takes a reading every 5 minutes.

March 2014



Elk Grove Water District
System Pressure Monitoring

Projected Coordinate System:
 NAD 83 State Plane CA II FIPS 0402
 Source: EGWD GIS database
 Created by: Bruce Kamilos
 April 4, 2014



Legend

- Sample Station

Sample Station Coverage

- Station 3

Sample Area	
Valley Oak (SA 3)	
Range of PSI	% of Time
> 75	5.73%
65-75	46.21%
55-65	39.02%
45-55	8.92%
< 45	0.12%

Sample Station #3

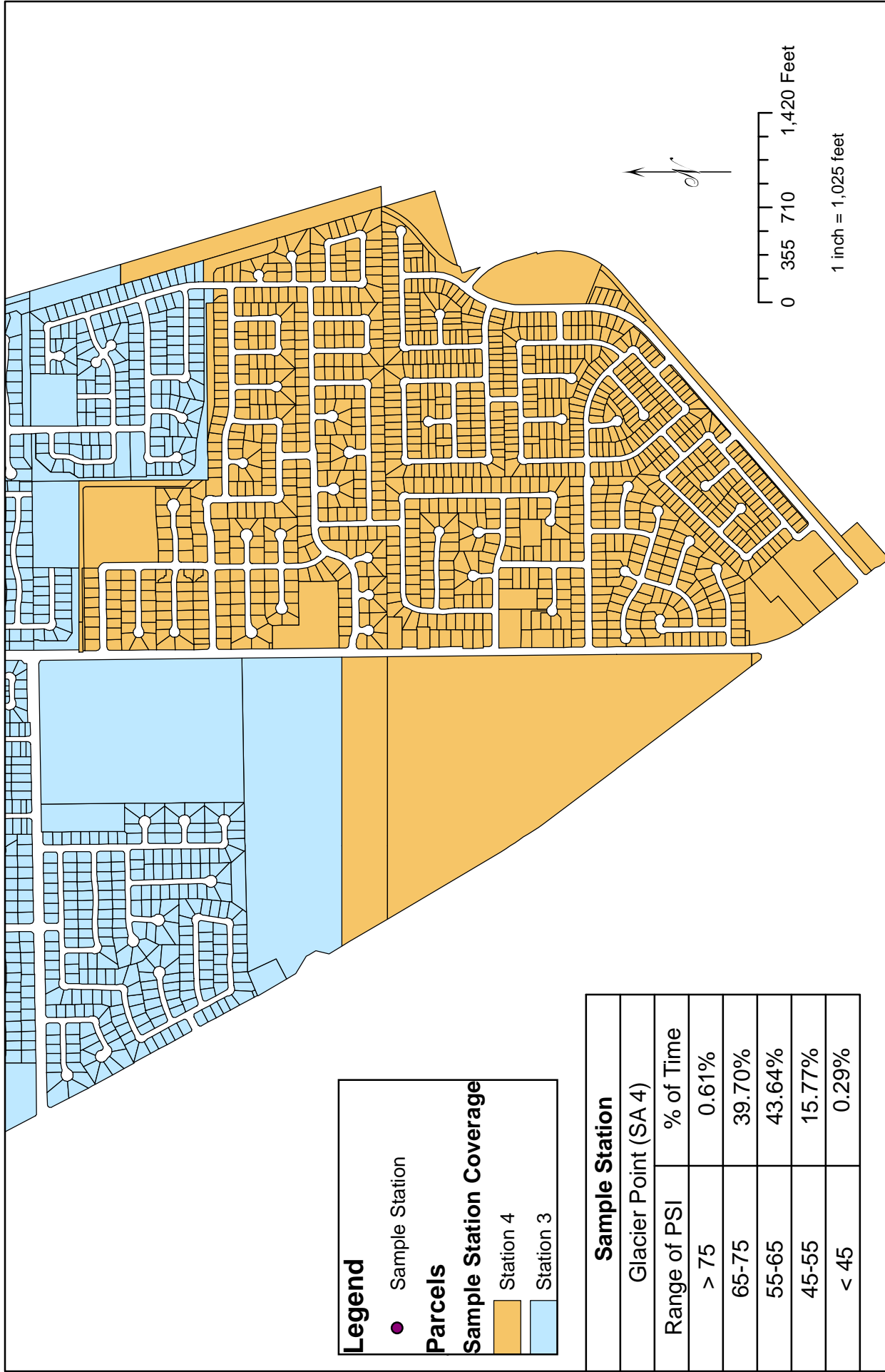
Note: Sample Station takes a reading every 5 minutes.

March 2014



Elk Grove Water District
System Pressure Monitoring

Projected Coordinate System:
NAD 83 State Plane CA II FIPS 0402
Source: EGWD GIS database
Created by: Bruce Kamilos
April 4, 2014



Legend

- Sample Station

Parcels

Sample Station Coverage

- Station 4 (orange)
- Station 3 (light blue)

Sample Station	
Glacier Point (SA 4)	
Range of PSI	% of Time
> 75	0.61%
65-75	39.70%
55-65	43.64%
45-55	15.77%
< 45	0.29%

Sample Station #4

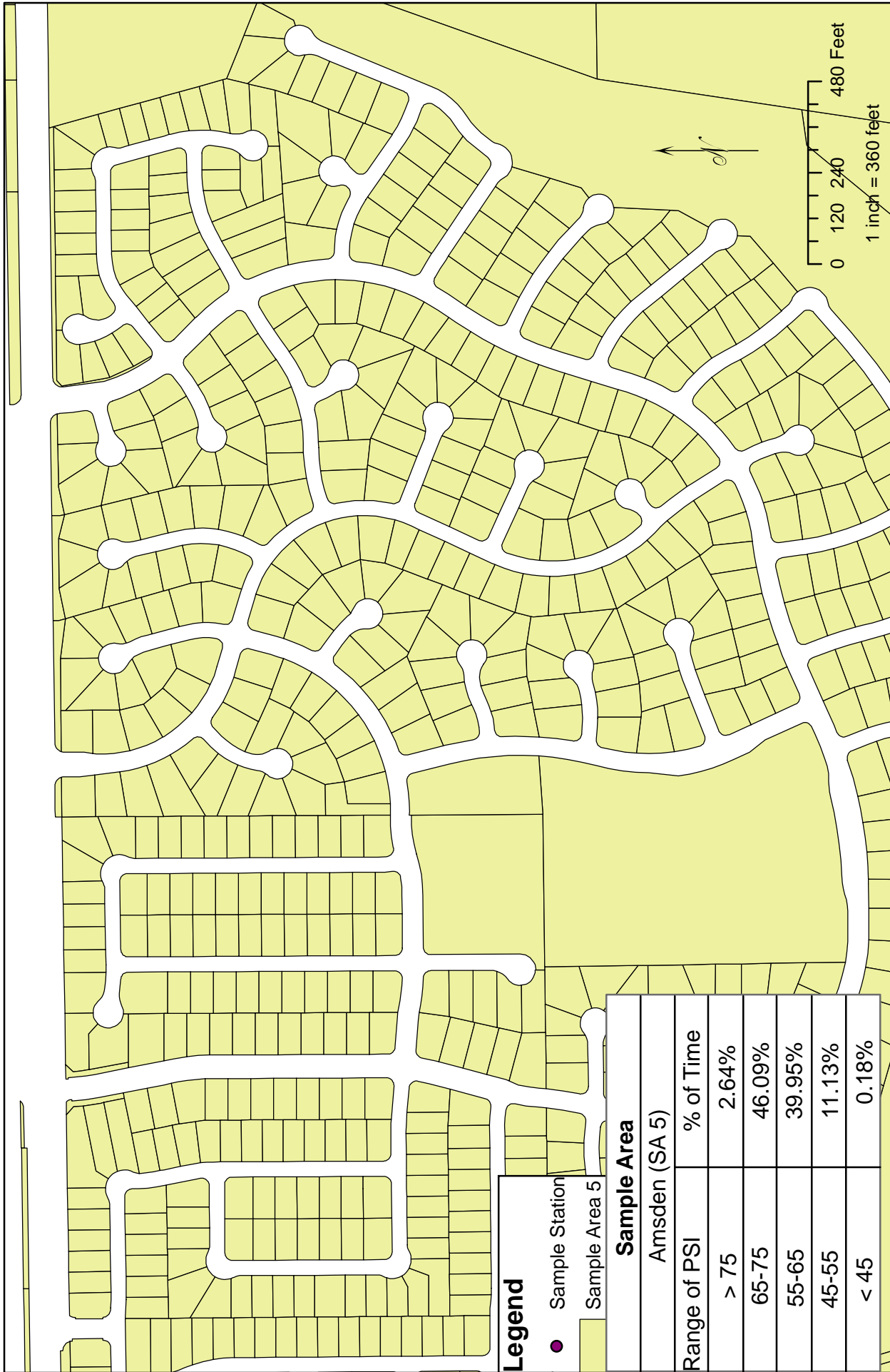
Note: Sample Station takes a reading every 5 minutes.

March 2014



Elk Grove Water District
System Pressure Monitoring

Projected Coordinate System:
NAD 83 State Plane CA II FIPS 0402
Source: EGWD GIS database
Created by: Bruce Kamilos
April 4, 2014



Legend

- Sample Station
- Sample Area 5

Sample Area	
Amsden (SA 5)	
Range of PSI	% of Time
> 75	2.64%
65-75	46.09%
55-65	39.95%
45-55	11.13%
< 45	0.18%

Sample Station #5

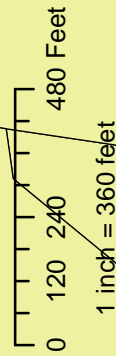
Notes: Sample Station takes a reading every 5 minutes.

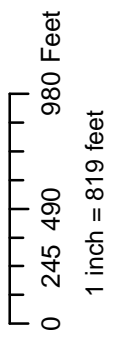
March 2014



Elk Grove Water District
System Pressure Monitoring

Projected Coordinate System:
NAD 83 State Plane CA II FIPS 0402
Source: EGWD GIS database
Created by: Bruce Kamilos
April 4, 2014





Legend

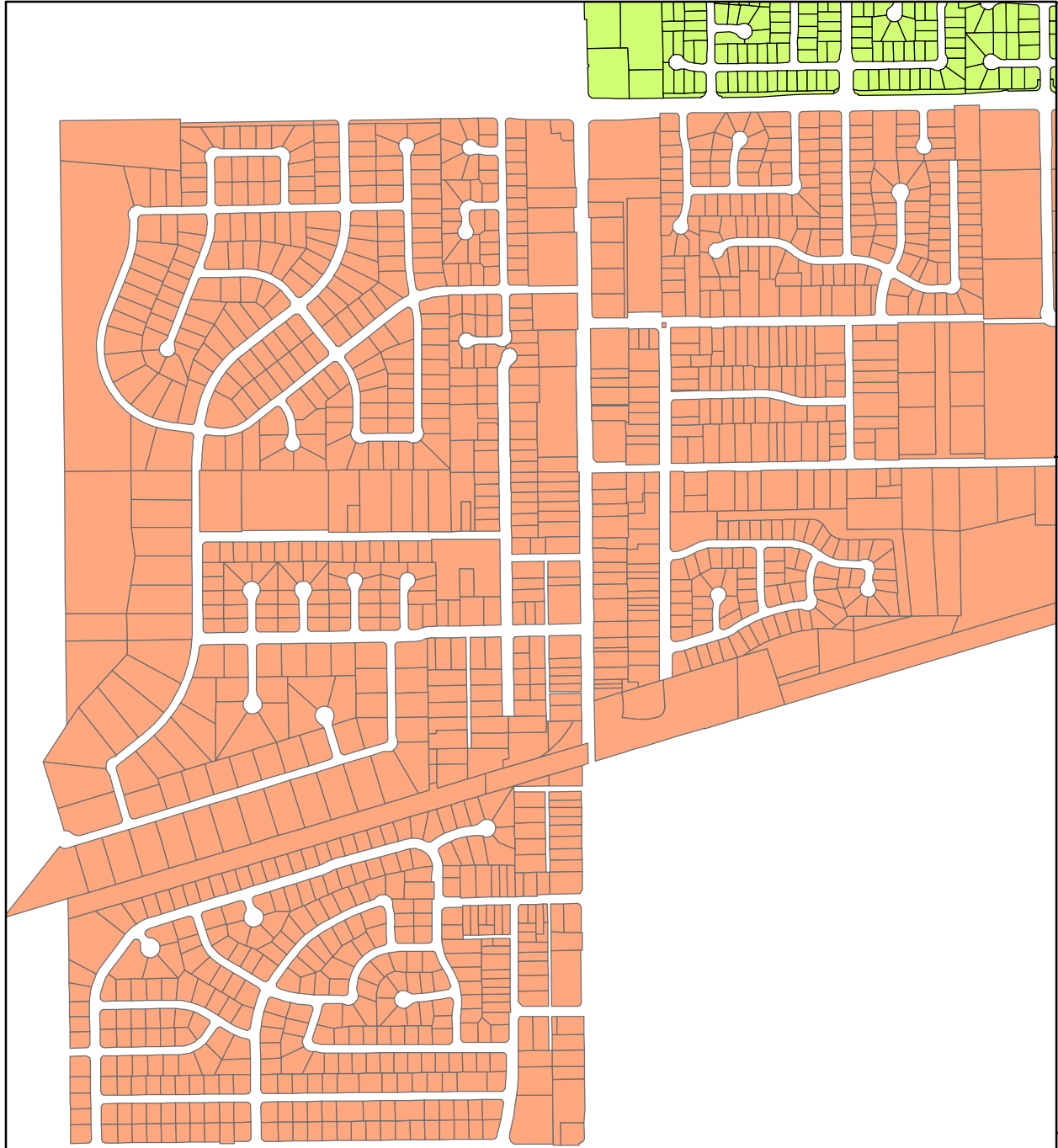
- Sample Station

Parcels

Sample Station Coverage

- Station 6
- Station 7

Sample Area	
Rancho (SA 6)	
Range of PSI	% of Time
> 75	0.70%
65-75	39.71%
55-65	42.98%
45-55	16.30%
< 45	0.31%



Sample Station #6

Note: Sample Station takes a reading every 5 minutes.

March 2014



Elk Grove Water District
System Pressure Monitoring

Projected Coordinate System:
NAD 83 State Plane CA II FIPS 0402
Source: EGWD GIS database
Created by: Bruce Kamilos
April 4, 2014

Legend

- Sample Station

Parcels

Sample Station Coverage

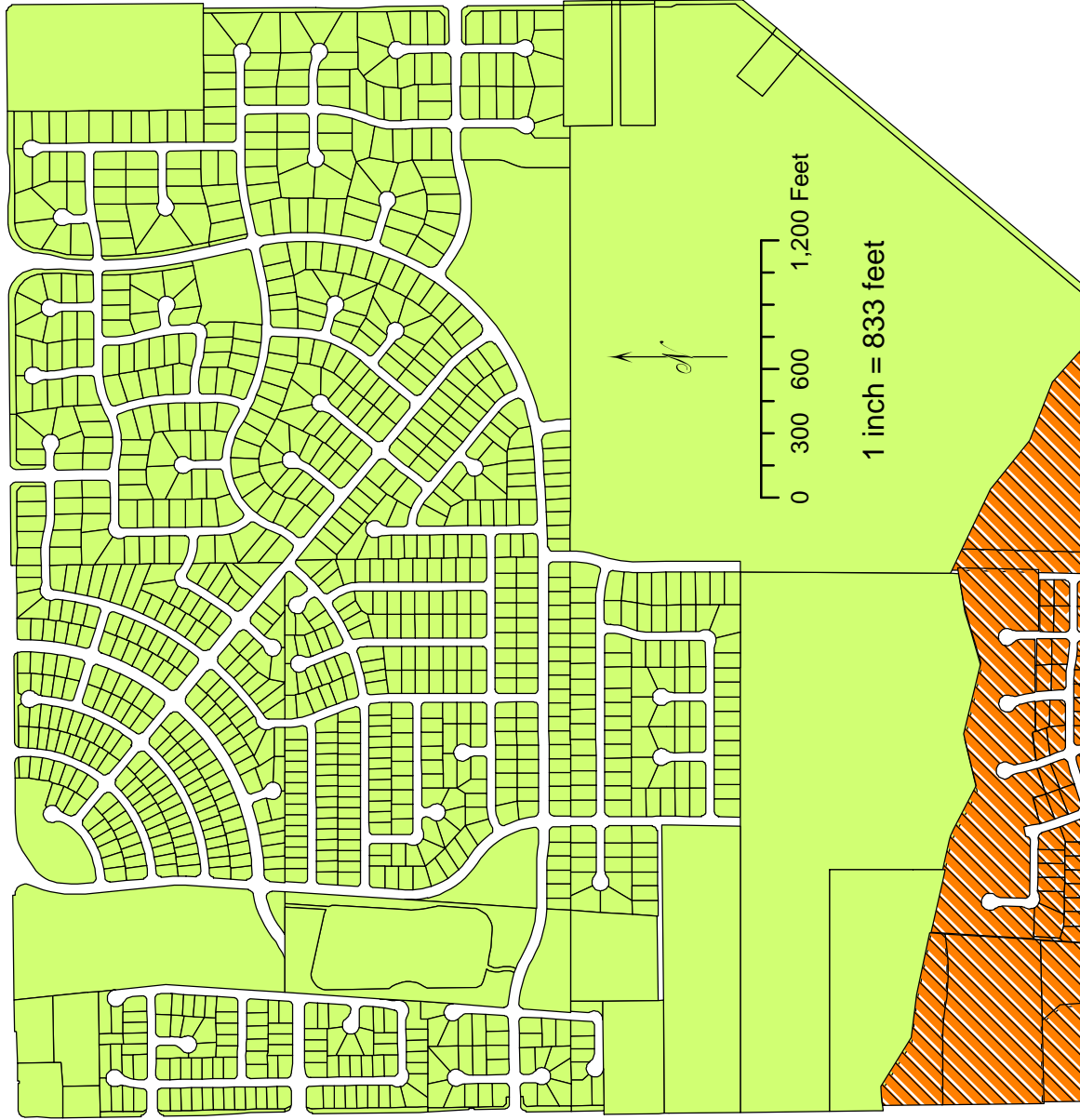
- Station 10
- Station 7

Sample Area	
Mainline (SA 7)	
Range of PSI	% of Time
> 75	0%
65-75	3.05%
55-65	95.16%
45-55	1.79%
< 45	0%

Sample Station #7

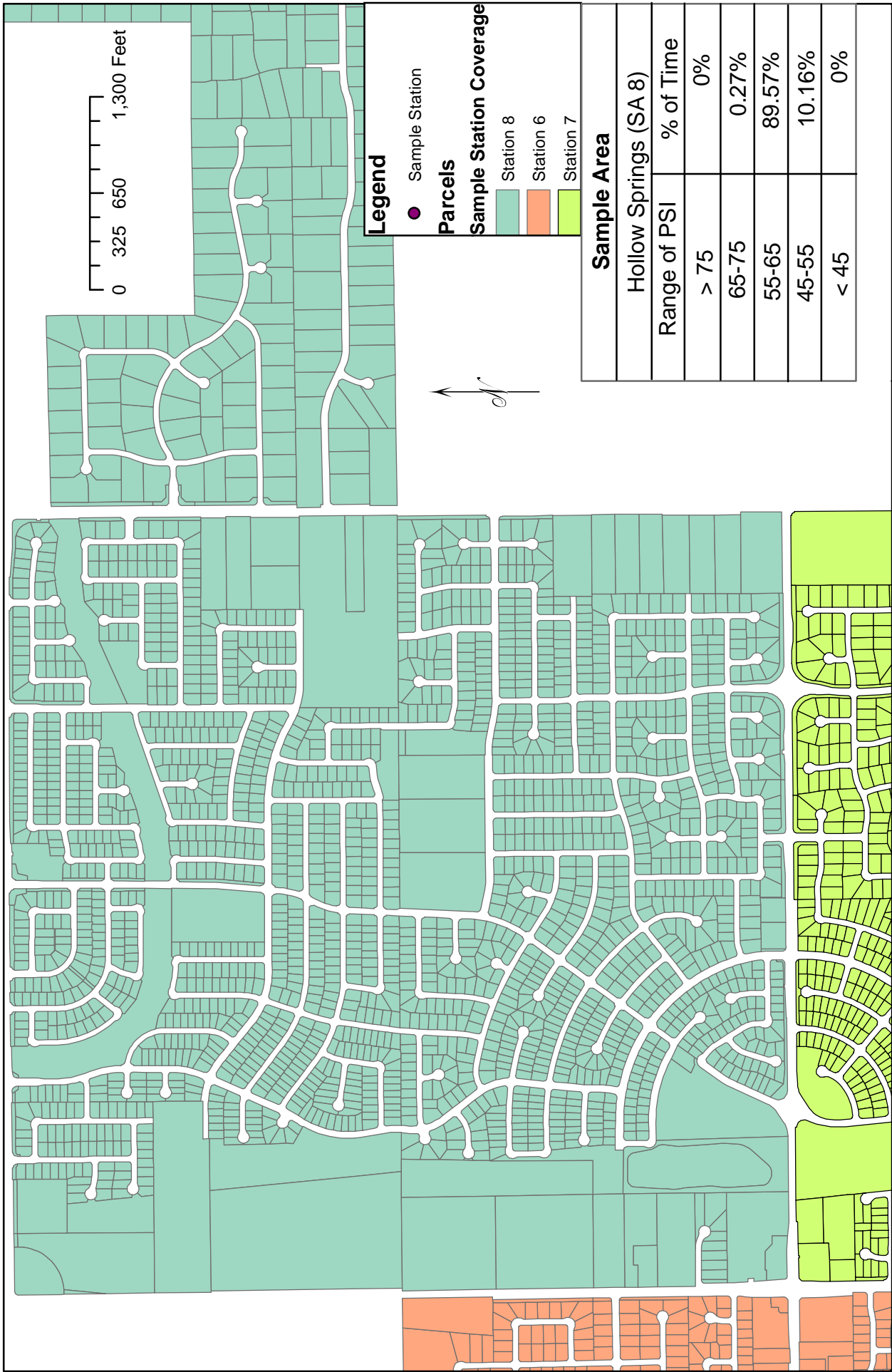
Note: Sample Station takes a reading every 5 minutes.

March 2014



Elk Grove Water District
System Pressure Monitoring

Projected Coordinate System:
NAD 83 State Plane CA II FIPS 0402
Source: EGWD GIS database
Created by: Bruce Kamilos
April 4, 2014

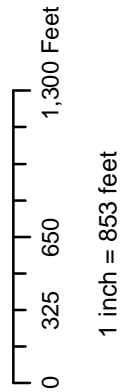
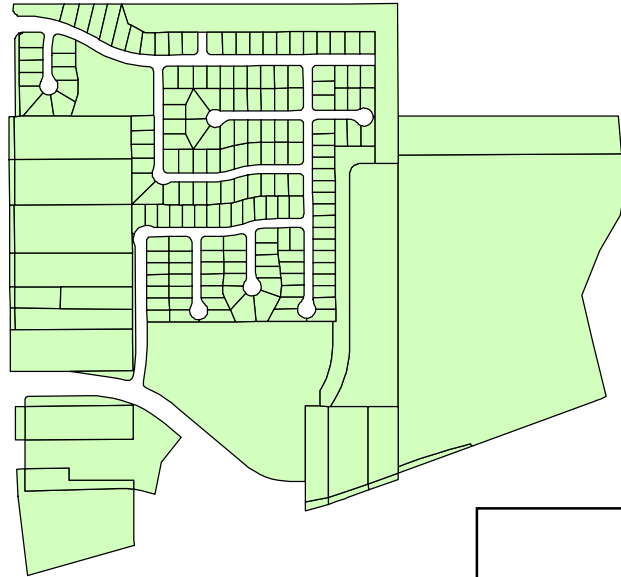
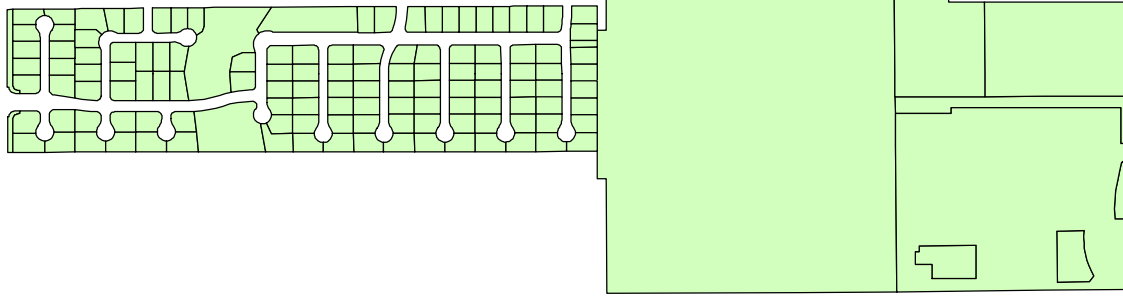
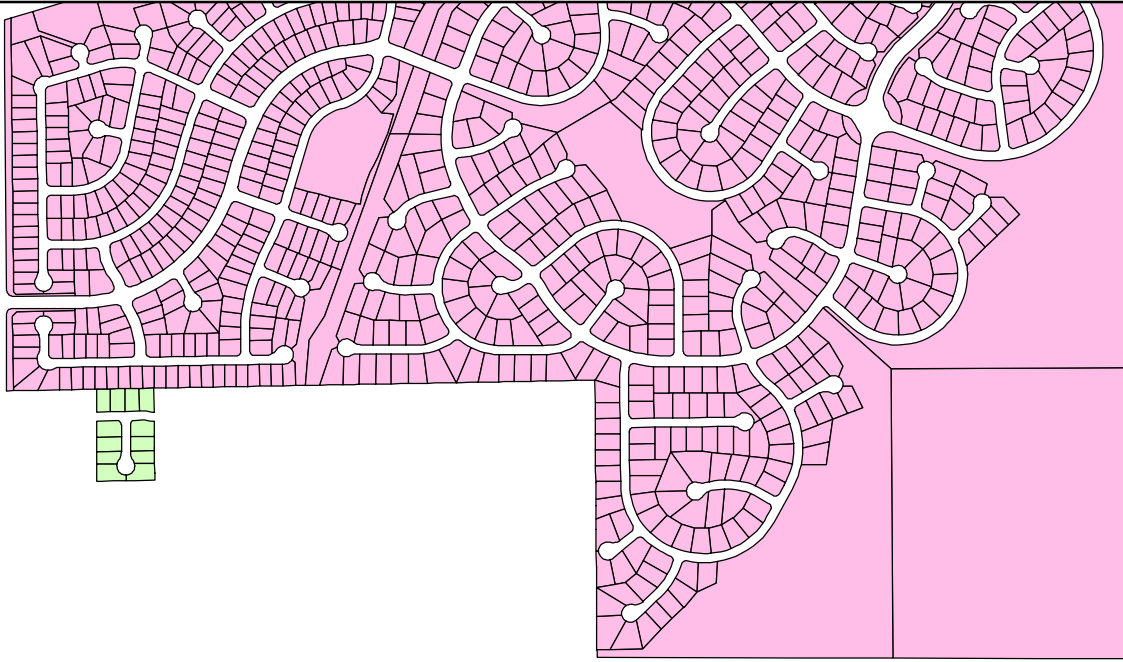


Projected Coordinate System:
 NAD 83 State Plane CA II FIPS 0402
 Source: EGWD GIS database
 Created by: Bruce Kamilos
 April 4, 2014

Elk Grove Water District
 System Pressure Monitoring

Sample Station #8
 Note: Sample Station takes a reading every 5 minutes.
 March 2014





Legend

- Sample Station

Parcels

Sample Station Coverage

- Station 1
- Station 9

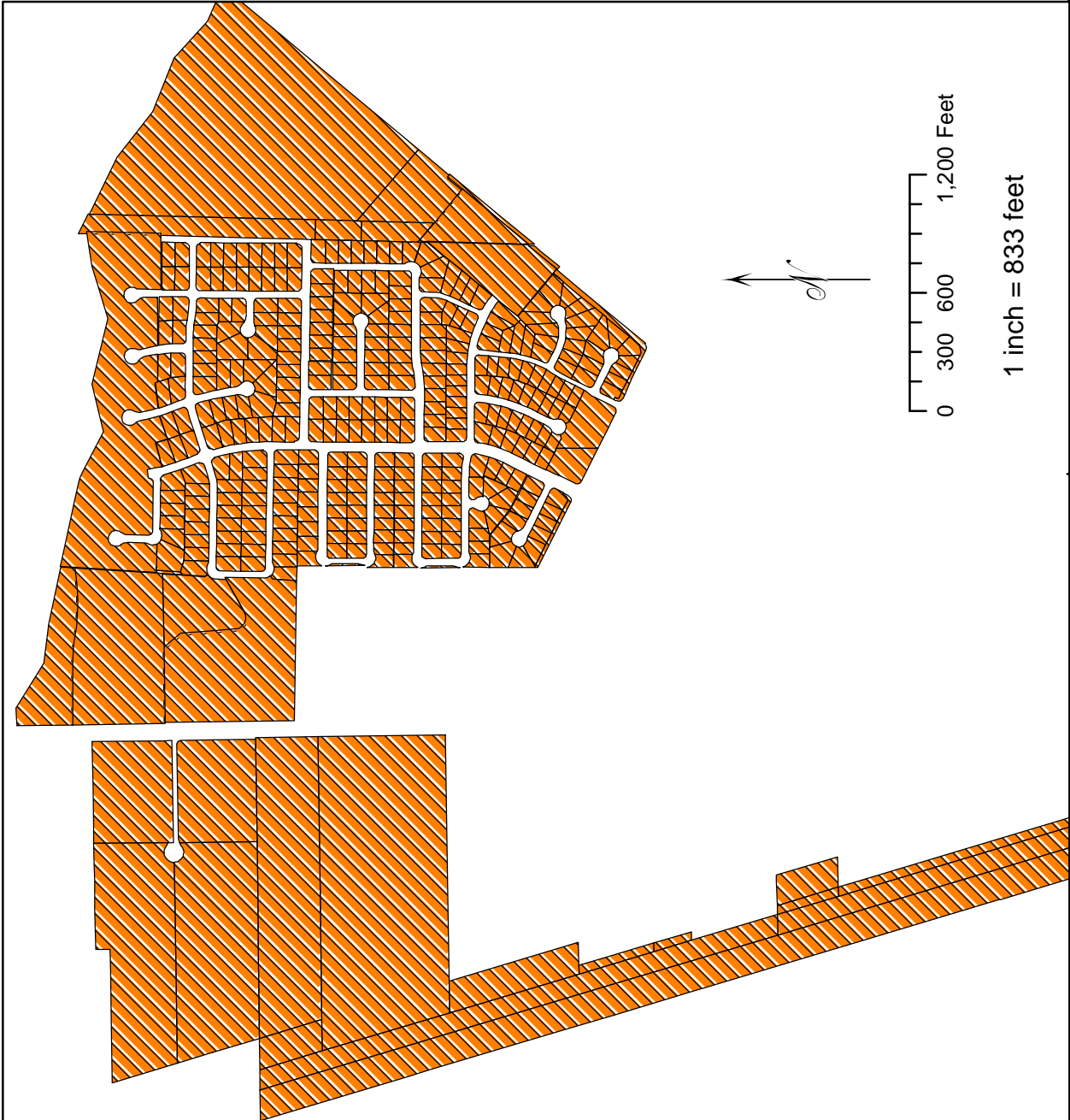
Sample Area	
Blackman (SA 9)	
Range of PSI	% of Time
> 75	3.01%
65-75	96.80%
55-65	0.18%
45-55	0%
< 45	0%

Sample Station #9
Note: Sample Station takes a reading every 5 minutes.
March 2014



Elk Grove Water District
System Pressure Monitoring

Projected coordinate system:
NAD 83 State Plane CA II FIPS 0402
Source: EGWD GIS database
Created by: Bruce Kamilos
April 4, 2014



Legend

- Sample Station
- ▨ Station 10

Sample Area	
Oreo Ranch (SA 10)	
Range of PSI	% of Time
> 75	0%
65-75	1.45%
55-65	97.22%
45-55	1.32%
< 45	0.30%

Sample Station #10

Note: Sample Station takes a reading every 5 minutes.

March 2014



Elk Grove Water District
System Pressure Monitoring

Projected Coordinate System:
NAD 83 State Plane CA II FIPS 0402
Source: EGWD GIS database
Created by: Bruce Kamilos
April 4, 2014



IT REPORT

March 2014

The IT Department as part of its routine activities provided security (which includes defending the network against intrusion, Anti-Virus and Anti-Spam measures), general services to end-users while working off a list of priorities. The overall purpose of these services is to ensure that network resources are available for users when they need them. As such the IT Department strives for maximum uptime of all services. Scheduled and unscheduled maintenance will affect the uptime:

Total services monitored: 381

Total uptime: Admin = 99.970% Railroad = 99.982%

Details for the Activities for the Month of March:

Security:

Attempts against the network, defended against: 1055 (compared to 876 of last month). Each number is a separate attempt at intrusion into the network at either Railroad or at Admin facilities. The breakdown of this is:

Admin: 985

Railroad: 70

Malicious code blocked (By VIPRE):

Admin: 444 (High Risk: 0.0023% Low Risk: 99.774%)

Railroad: 360 (Low Risk 100%)

OpenDNS: 2349

MailScanner: 1

Spam filtered:

Messages rejected before being allowed into the network: 107,875

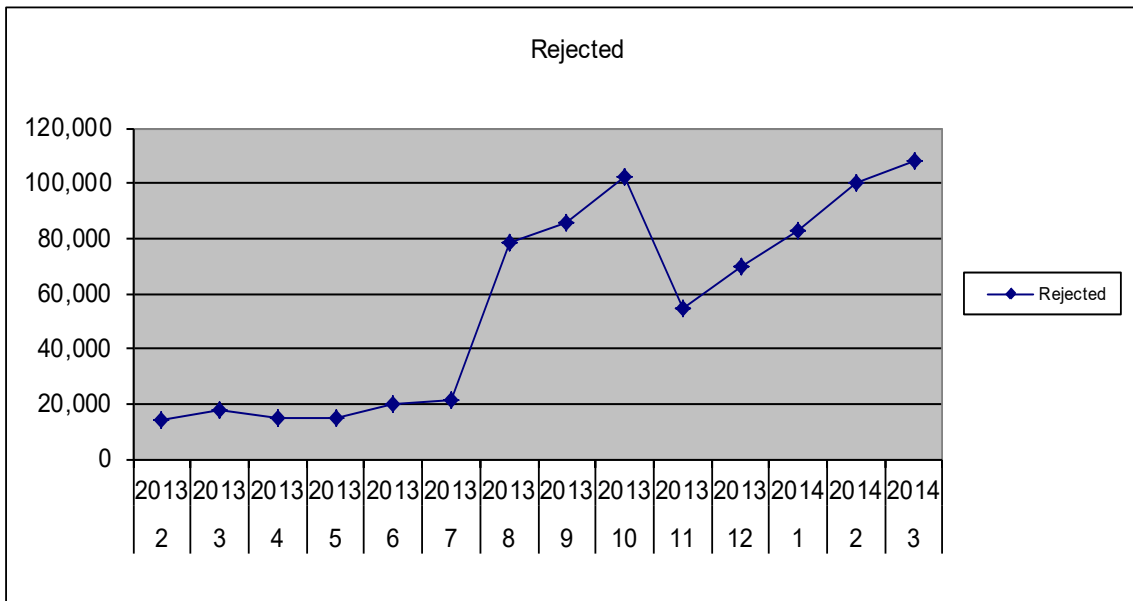
Messages filtered as SPAM: 2,320

Messages let through as GOOD: 4,316

Total Email Messages: 114,511

In summary:

The high volume of email is still a matter of concern as this currently provides the most accessible vector for attack and infection.



Total Spam filtered since February 2013/ by Month

Trouble Tickets Resolved:

Each day the IT Dept works on help desk tickets as requested by users or as required to troubleshoot situations. Below is a summary of the tickets worked on this month.

Count	Summary
4	EGWS-SBS Disk Cleanup events
4	Windows Server Update Services (patch maintenance) events
17	Daily Checklist events
26	Individual user requests for assistance

Present and Future Activities:

The IT Department works on an approved list of IT priorities to ensure that all systems are kept in top working condition and plans for future upgrades as systems become outdated or reach their planned end-of-life.

Security:

For the month of March, we initially failed our external security audit. The purpose of the external security audit by a third part security firm, is to verify our compliance with the Payment Card Industry Standards. A total of 12 vulnerabilities were identified, 9 low, 2 medium and 1 high. The high vulnerability caused us to fail. This vulnerability was addresses and fixed resulting in a subsequent pass.

Monthly Server Patching

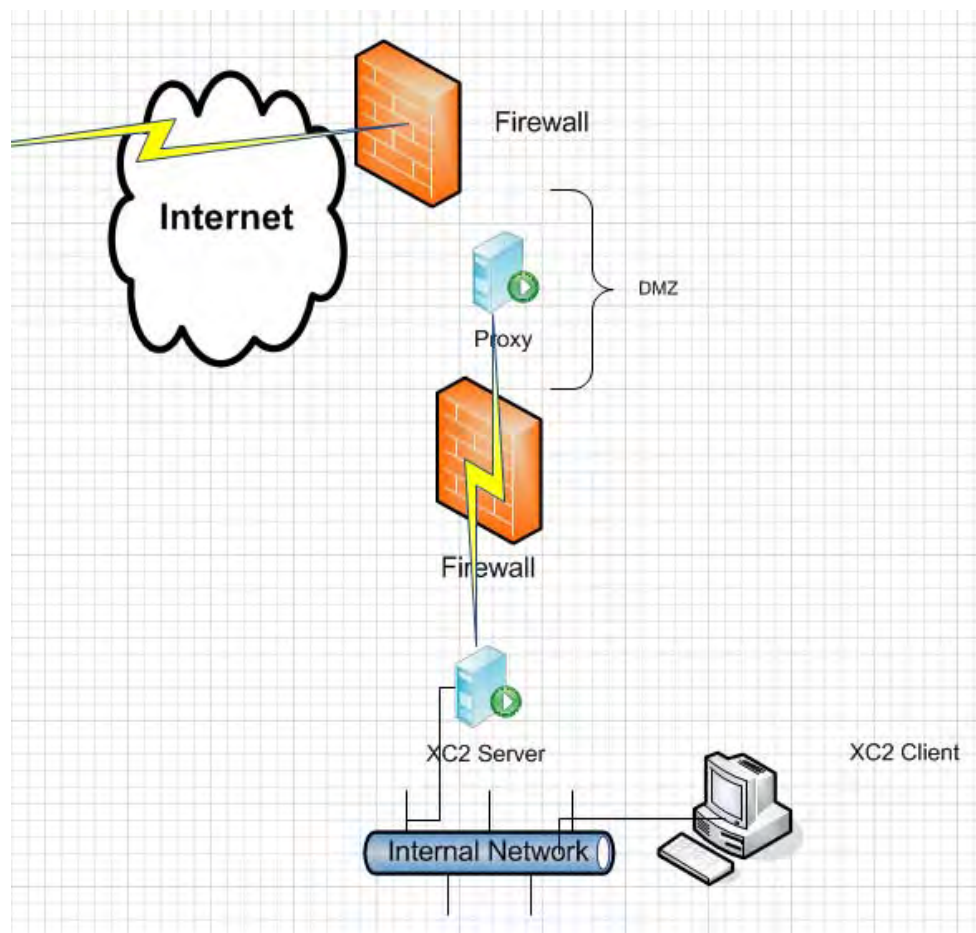
Each month a listing of all the security and patch updates is reviewed by the IT department before being approved for installation on the network. For the month of March, Microsoft released 5 Security Bulletins addressing 23 vulnerabilities, a total of 129 patches. All systems except SCADA were patched.

System Improvements:

General System Upgrades: With all support for Windows XP expiring in April, the IT Department has continued updating desktops and laptops to Windows 7. These updates are an "in-place" upgrade. For the month of March 3 in-place upgrades were done. A total of 6 systems remain to be upgraded. Of those 6, 2 systems will remain as Windows XP, but will be unable to contact the internet. This will allow users to continue running legacy applications that cannot run on Windows 7 or later operating systems.

A new backflow management infrastructure was set up. The purpose of this new infrastructure is to bring the cross-connection management software up-to-date and to allow administrative personnel to manage the cross connection program more efficiently. It also allows the District, at some future date, to expand the program and have testers input their test results directly into the system (securely), reducing the labor and burden on the administrative personnel.

Setting up the new infrastructure consisted of rebuilding the railroad firewall to allow for a "Demilitarized Zone" or DMZ, provisioning a Linux server running the Apache web server (as proxy) and a Windows Server 2008R2 server running the XC2 management software. The new XC2 software was also installed and configured. A diagram of what this now looks like is as follows:



The intention is to roll the internal portion into production by the end of April in time for the May testing notices to go out.

May 28, 2014

TO: Chairman and Directors of the Florin Resource Conservation District
FROM: Mark J. Madison, General Manager
SUBJECT: OPERATIONS REPORT – APRIL 2014

RECOMMENDATION

This item is presented for information only. No action by the Board is proposed at this time.

Summary

The Operations Report is a standing item on the regular board meeting agenda.

All regulatory requirements were met for the month of April. Other notable events are described below.

DISCUSSION

Background

Every month, staff presents an update of the activities related to the operations of the District. Included for the Board's review is the Operations Report.

Present Situation

The April Operations Report highlights are as follows:

- **Operations Activity Report** – Information yielded in this section is derived from the District's Cityworks database. Notable items in the activity report are that the District hung 341 door hangers for past due balances which resulted in 41 shutoffs.
- **Production** – The Combined Total Production graph on page 13 shows that production during the month of April decreased compared to April 2013. The production decrease could be attributable to voluntary customer reductions in

OPERATIONS REPORT - APRIL 2014

Page 2

water consumption due to the drought. The decrease in production can no longer be attributed to the closing of the intertie because the intertie was closed on February 27, 2013.

- **Static/Pumping Levels** – The 2nd quarter sounding was completed on all active wells.
- **Treatment** – All samples taken during the month of April are in compliance with all regulatory permit requirements. No exceedances of any maximum contaminant levels were found and all water supplied to the District's customers met or exceeded safe drinking water standards.
- **Maintenance** – All preventative maintenance activities were performed during the month of April in conformance with the District's Preventative Maintenance Program. The tables included in this section of the report also include certain activities completed to date in April. Below is a list of out-of-ordinary maintenance work completed in April.
 - Treatment staff assisted the other departments by performing various required bacteriological samples during District construction projects.
 - Staff members performed extensive investigations on several flat rate commercial water connections in order to determine the number of meters and backflow preventers to be installed.
 - An extensive cross-connection control survey was conducted on a local building believed to present a potential risk to the distribution system.
 - Treatment staff conducted testing on several newly installed backflow prevention assemblies.
 - Staff member consulted on the committee of the Employee Manual review.
 - Select staff members attended various safety seminars at the 2014 Safety Expo., CRWA and the Safety Center.
 - Sampling for the UCMR3 compliance was performed this month by the Treatment staff.
 - A tour/inspection of the Railroad Water Treatment Facility (RRWTF) was given to Jose Ventura, CDPH Sanitary Engineer.
 - Tom Martin, Environmental Specialist from Sacramento Regional Sanitation District, conducted an annual inspection at the RRWTF.
- **Backflow** – There was one (1) notice issued in the month of April and the device passed on the initial test. As of May 16, 2014, there are two (2) devices requiring testing that were due in February/March for which testing reports have not been received. These devices will require further investigation.

OPERATIONS REPORT - APRIL 2014

Page 3

- **Leak Map** – There were six (6) service line leaks and no main line leaks reported in April.
- **Meter Retrofit** – The Utility Department installed 56 meters for residential backyard services. The Distribution Department installed 3 meters for the Non-Residential Meter Installation project in the month of April.
- **Safety Report** – There were five (5) safety training sessions conducted in April. Only two (2) safety sessions are required by OSHA standards.

Information Technology – To protect the network, the District has a strong commercial grade firewall that runs a real-time intrusion detection system. All ports by default are blocked, except the ones we need to allow through for public access (web and secure web, as well as remote desktop and email). The monthly report is generated by the District's firewall. Attempts against the network in April were 1338 compared to 1055 last month.

Strategic Plan Conformity

The District's Strategic Plan addresses responsible business practices and the importance of providing the community with safe drinking water. The Operations Report is a key document for managing the District's distribution and treatment system. The Operations Report assists the District toward its responsibility of delivering safe drinking water.

Financial Summary

There is no financial impact associated with this report.

Respectfully Submitted,



MARK J. MADISON, P.E.
GENERAL MANAGER

MJM/mcn

Elk Grove Water District

Operations Report

Table of Contents

1. Operations Activity Report.....	3
2. Production Reports.....	4
a. Overall Map	
<i>i. Well 1D School Street</i>	5
<i>ii. Well 4D Webb Street</i>	6
<i>iii. Well 11D Dino</i>	7
<i>iv. Well 14D Railroad</i>	8
<i>v. Well 3 Marvel</i>	9
<i>vi. Well 8 Williamson</i>	10
<i>vii. Well 9 Polhemus</i>	11
<i>viii. SCWA Turnout</i>	12
b. Combined Comparison	13
3. Static/Pumping Levels.....	14
a. Graph	
<i>i. Well 1D School Street</i>	14
<i>ii. Well 4D Webb</i>	15
<i>iii. Well 11D Dino</i>	16
<i>iv. Well 14D Railroad</i>	17
<i>v. Well 3 Marvel</i>	18
<i>vi. Well 8 Williamson</i>	19
<i>vii. Well 9 Polhemus</i>	20
4. Treatment.....	21
a. Monthly Water Sample Report	21
<i>i. Well 1D School Street</i>	
<i>ii. Well 4D Webb Street</i>	
<i>iii. Well 11D Dino</i>	
<i>iv. Well 14 D Railroad</i>	
<i>v. Well 3 Marvel</i>	
<i>vi. Well 8 Williamson</i>	
b. CDPH Reports	25
<i>i. Monthly</i>	26
c. Monthly SRCSD Report	27

5. Maintenance.....	40
a. Master Schedule	
<i>i. MCC & Lab</i>	40
<i>ii. Chlor – Tec</i>	41
<i>iii. Filter Vessels</i>	42
<i>iv. Booster Pumps</i>	43
<i>v. Backwash System/Storage Tanks</i>	44
<i>vi. Standby Generator</i>	45
<i>vii. Well 1D School</i>	46
<i>viii. Well 4D Webb</i>	47
<i>ix. Well 11D Dino</i>	48
<i>x. Well 14D Railroad</i>	49
<i>xi. Well 3 Marvel</i>	50
<i>xii. Well 8 Williamson</i>	51
<i>xiii. Well 9 Polhemus</i>	52
6. Backflow Report	53
a. Report	
7. Safety Report.....	54
a. Safety Meeting Weekly Report	
8. Meter Retrofit Program Report	55
a. Map	
9. Water Main/Service Leak Map.....	56
a. Map	
10. Sample Station Pressure Zone Maps.....	57
a. Overall Map	57
b. Zone Maps	58
11. Information Technology.....	68

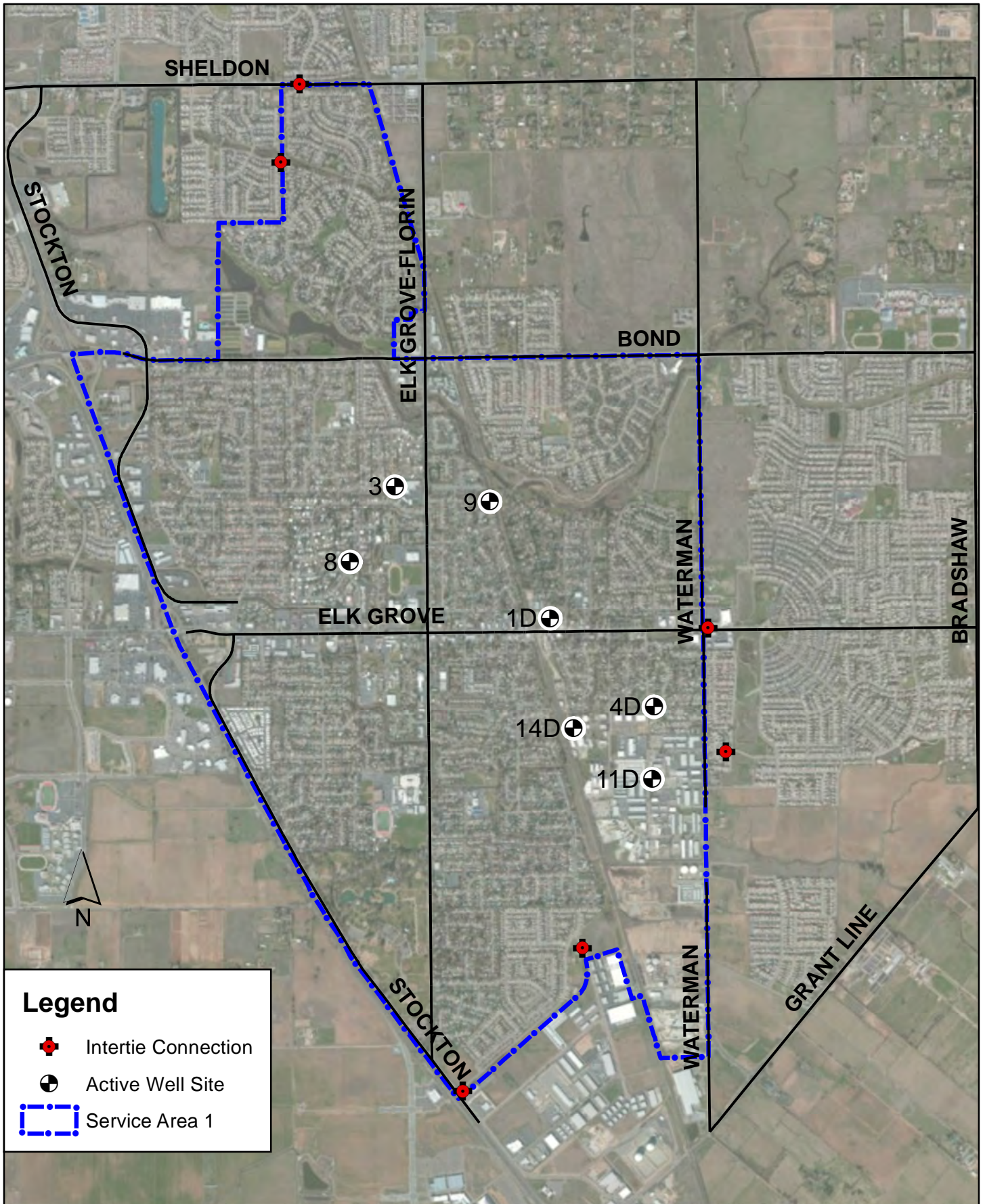
Operations Activity Report

Service Requests: Apr-14 YTD (Since July 1, 2013)




<u>Division</u>	<u>Service Request</u>	<u>Hours</u>	<u>Service Request</u>	<u>Hours</u>
Distribution				
Low Pressure	1	0.5	35	11.1
Water Quality	3	1.5	22	10.5
Door Hangers	346	15.75	4276	222.75
Shut offs	47	15	659	149.75
Turn ons	41	6	765	106.25
Investigations	129	36	912	299.3
USA Locates	68	6.8	495	128.35
Customer Complaints	0	0	1	0.25

Work Orders: Apr-14 YTD (Since July 1, 2013)


<u>Division</u>	<u>Work Orders</u>	<u>Hours</u>	<u>Work Orders</u>	<u>Hours</u>
Treatment:				
Preventative Maint.	18	70	175	695.75
Corrective Maint.	0	0	23	172.5
Water Samples	16	38	84	305.5
 Distribution:				
Meters Installed	5	51.5	62	519.63
Preventative Maint	0	0	14	237.75
Corrective Maint	49	121.75	232	991.29
Valve Exercising	116	24.5	984	277.25
Valve Locates	0	0	14	109.5
Hydrant Maintenance	10	6.75	524	483
Hydrant Flushing	0	0	321	256.5
 Utility:				
Meters Installed	56	1216	730	9913
Corrective Maint	0	0	0	0



Legend

-  Intertie Connection
-  Active Well Site
-  Service Area 1

Active Well Sites & Intertie Connections



Elk Grove Water District



Elk Grove Water District

Monthly Production

Well 1D School St -- Apr. 2014

Selected Month Production
7,358,224 Gallons

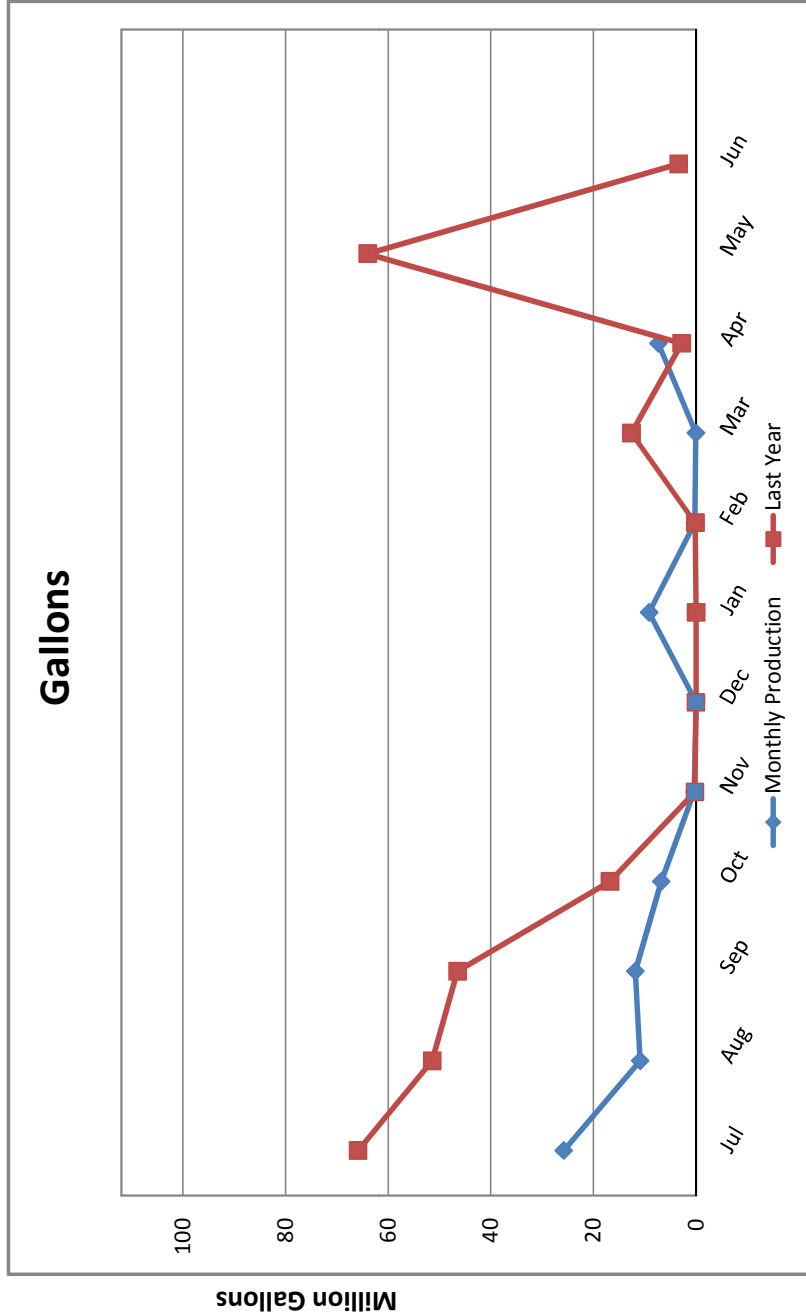
Average GPM:
1,860

Motor:
Volts: 467
Volts (Rated): 460
RPM: 2100
RPM (Rated): 2115
Amps A: 182
Amps A (Rated): 222
Amps B: 179
Amps B (Rated): 222
Amps C: 173
Amps C (Rated): 222

Motor Temp: 86.3
Hour Meter: 65.90
KW Hour Total: 8,560.00

Chlorine:
Dosing: 1.46 mg/L
Demand: 0.62 mg/L
Residual: 0.84 mg/L

Vibration Reading:
Base Line: 0.02 in/sec
Current: 0.03 in/sec





Elk Grove Water District

Monthly Production

Well 4D Webb St -- Apr. 2014

Selected Month Production
5,166,130 Gallons

Average GPM:
1,701

Motor:

Volts: 468
 Volts (Rated): 460
 RPM: 1751
 RPM (Rated): 1785
 Amps A: 118.5
 Amps A (Rated): 141
 Amps B: 118.5
 Amps B (Rated): 141
 Amps C: 117.4
 Amps C (Rated): 141

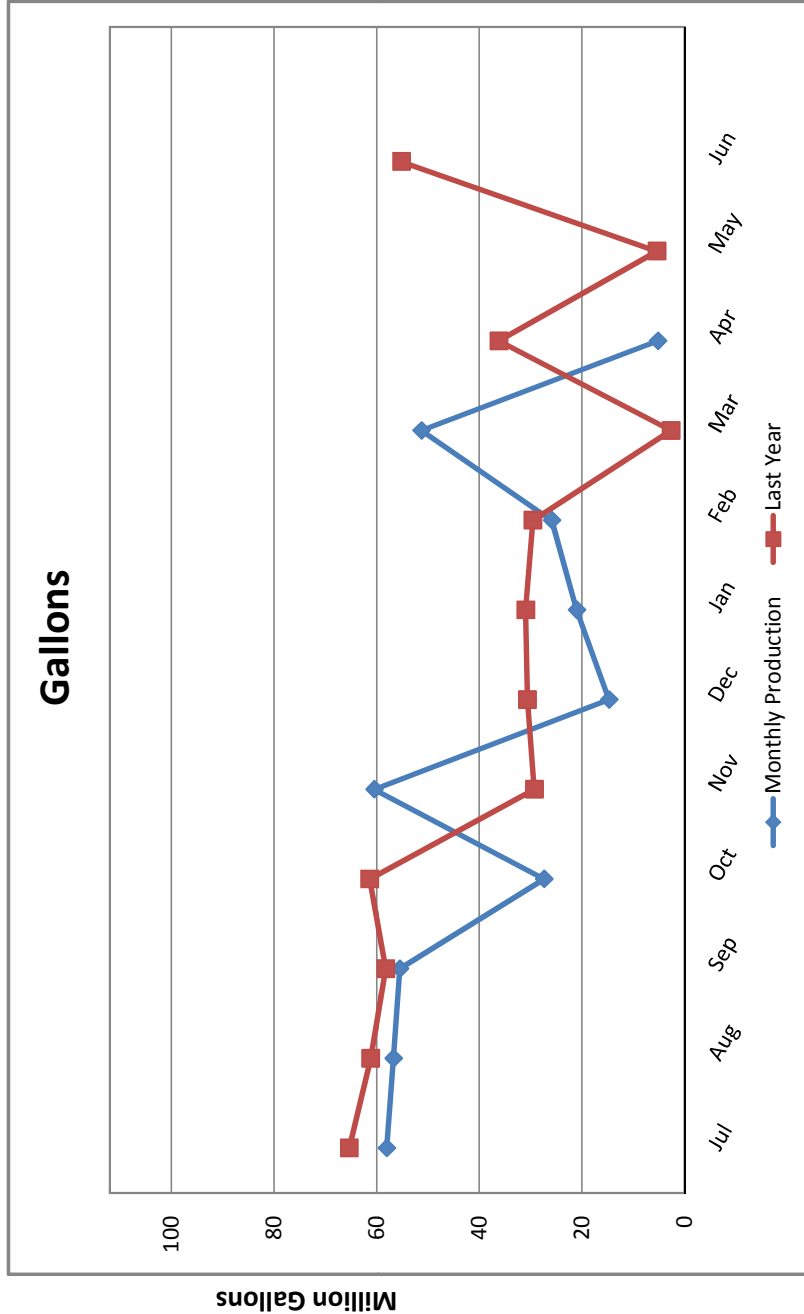
Motor Temp: 77.1
 Hour Meter: 50.60
 KW Hour Total: 7,320.00

Chlorine:

Dosing: 1.75 mg/L
 Demand: 0.89 mg/L
 Residual: 0.86 mg/L

Vibration Reading:

Base Line: 0.02 in/sec
 Current: 0.09 in/sec





Elk Grove Water District

Monthly Production

Well 111D Dino -- Apr. 2014

Selected Month Production
25,455,752 Gallons

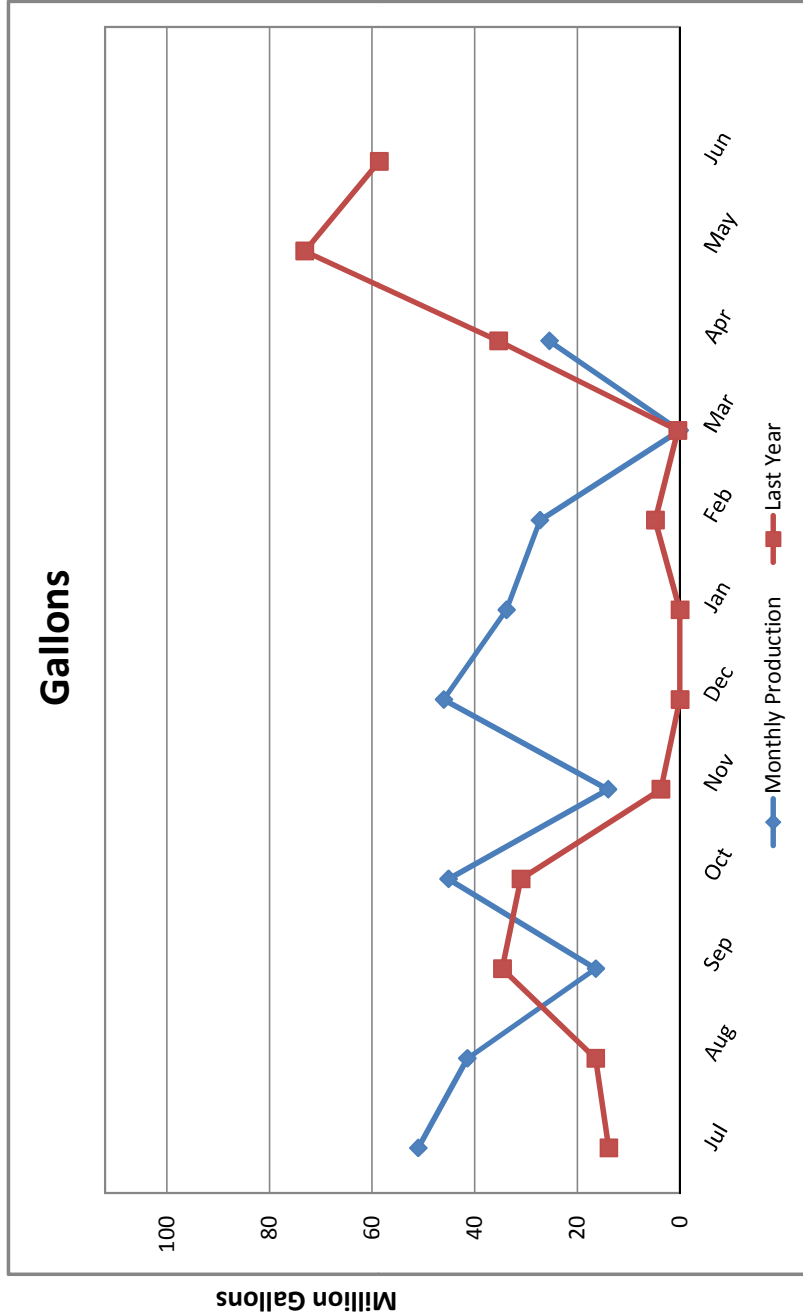
Average GPM:
1,700

Motor:
Volts: 469
Volts (Rated): 460
RPM: 1830
RPM (Rated): 1811
Amps A: 132.7
Amps A (Rated): 141
Amps B: 132.7
Amps B (Rated): 141
Amps C: 130.4
Amps C (Rated): 141

Motor Temp: 104.1
Hour Meter: 249.50
KW Hour Total: 27,840.00

Chlorine:
Dosing: 1.6 mg/L
Demand: 0.65 mg/L
Residual: 0.95 mg/L

Vibration Reading:
Base Line: 0.02 in/sec
Current: 0.05 in/sec





Elk Grove Water District

Monthly Production

Well 14D Railroad-- Apr. 2014

Selected Month Production
8,104,894 Gallons

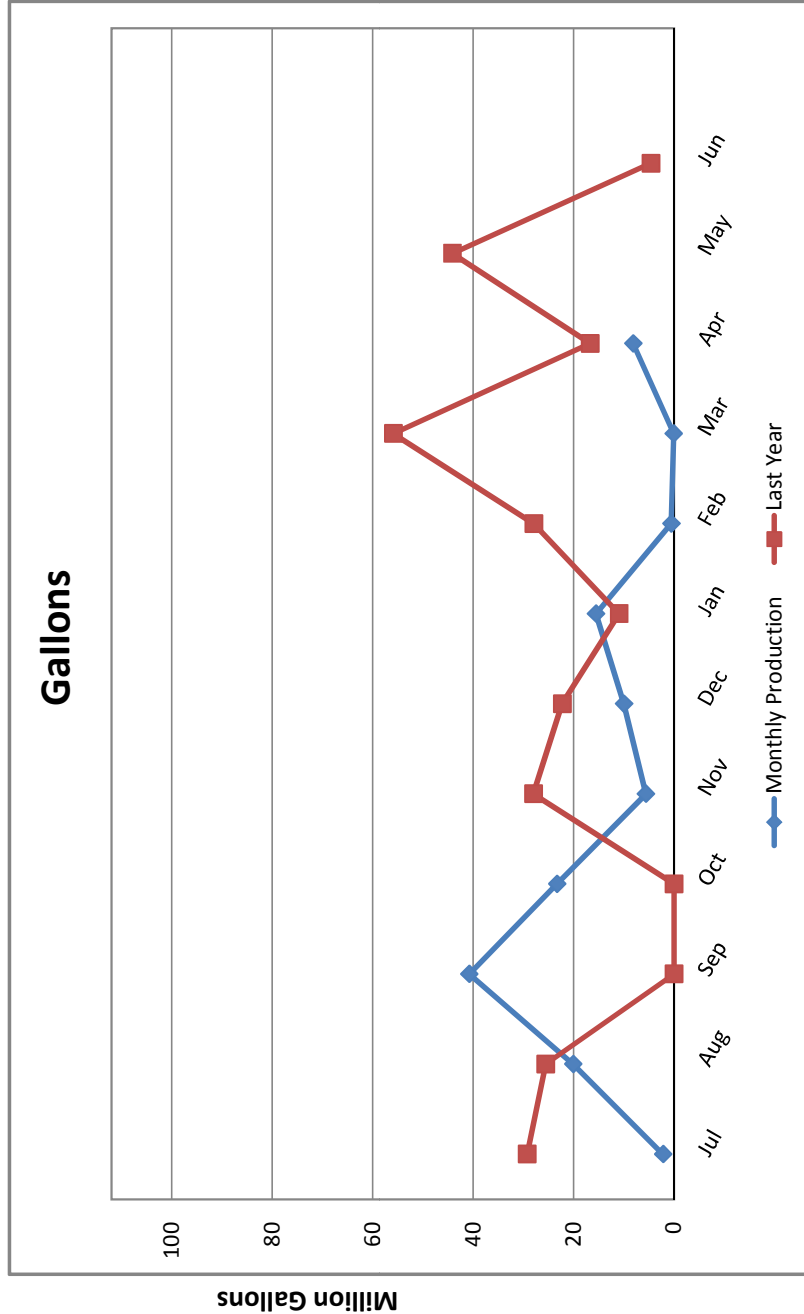
Average GPM:
1,657

Motor:
Volts: 478
Volts (Rated): 460
RPM: 2094
RPM (Rated): 1785
Amps A: 164
Amps A (Rated): 171
Amps B: 160
Amps B (Rated): 171
Amps C: 154
Amps C (Rated): 171

Motor Temp.: 138.5
Hour Meter: 81.50
KW Hour Total: 51,360.00
(KWH total is for the entire facility)

Chlorine:
Dosing: 1.55 mg/L
Demand: 0.66 mg/L
Residual: 0.89 mg/L

Vibration Reading:
Base Line: 0.02 in/sec
Current: 0.07 in/sec





Elk Grove Water District

Monthly Production

Well 3 Marvell -- Apr. 2014

Selected Month Production
16,983,000 Gallons

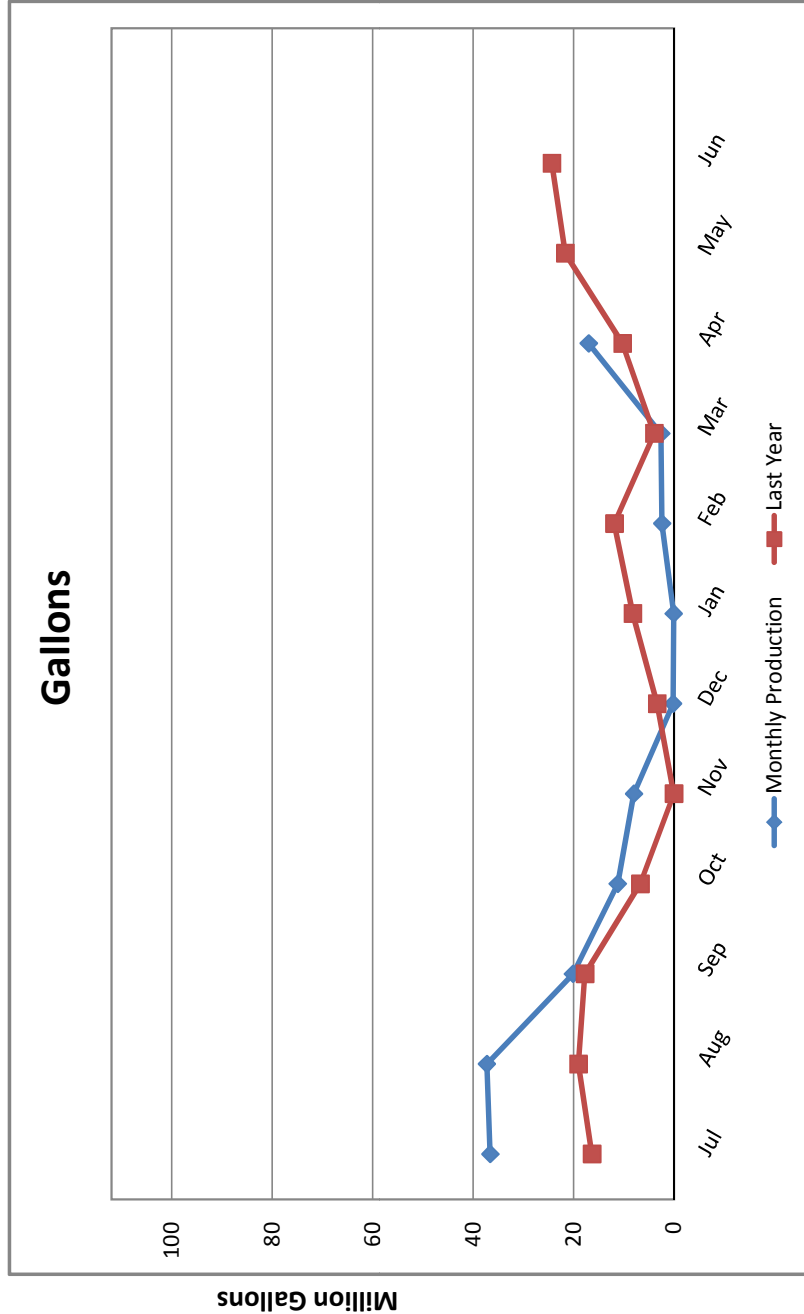
Average GPM: 940

Motor:
Volts: 477
Volts (Rated): 460
RPM: 2019
RPM (Rated): 2007
Amps A: 88
Amps A (Rated): 88
Amps B: 87
Amps B (Rated): 88
Amps C: 87
Amps C (Rated): 88

Motor Temp.: 121.7
Hour Meter: 301.00
KW Hour Total: 19,736.00

Chlorine:
Dosing: 1.38 mg/L
Demand: 0.5 mg/L
Residual: 0.88 mg/L

Vibration Reading:
Base Line: 0.02 in/sec
Current: 0.05 in/sec





Elk Grove Water District

Monthly Production

Well 8 Williamson--Apr. 2014

Selected Month Production
15,792,000 Gallons

Average GPM: 817

Motor:

Volts: 457
 Volts (Rated): 460
 RPM: 1,984
 RPM (Rated): 1780
 Amps A: 89
 Amps A (Rated): 87
 Amps B: 87
 Amps B (Rated): 87
 Amps C: 88
 Amps C (Rated): 87

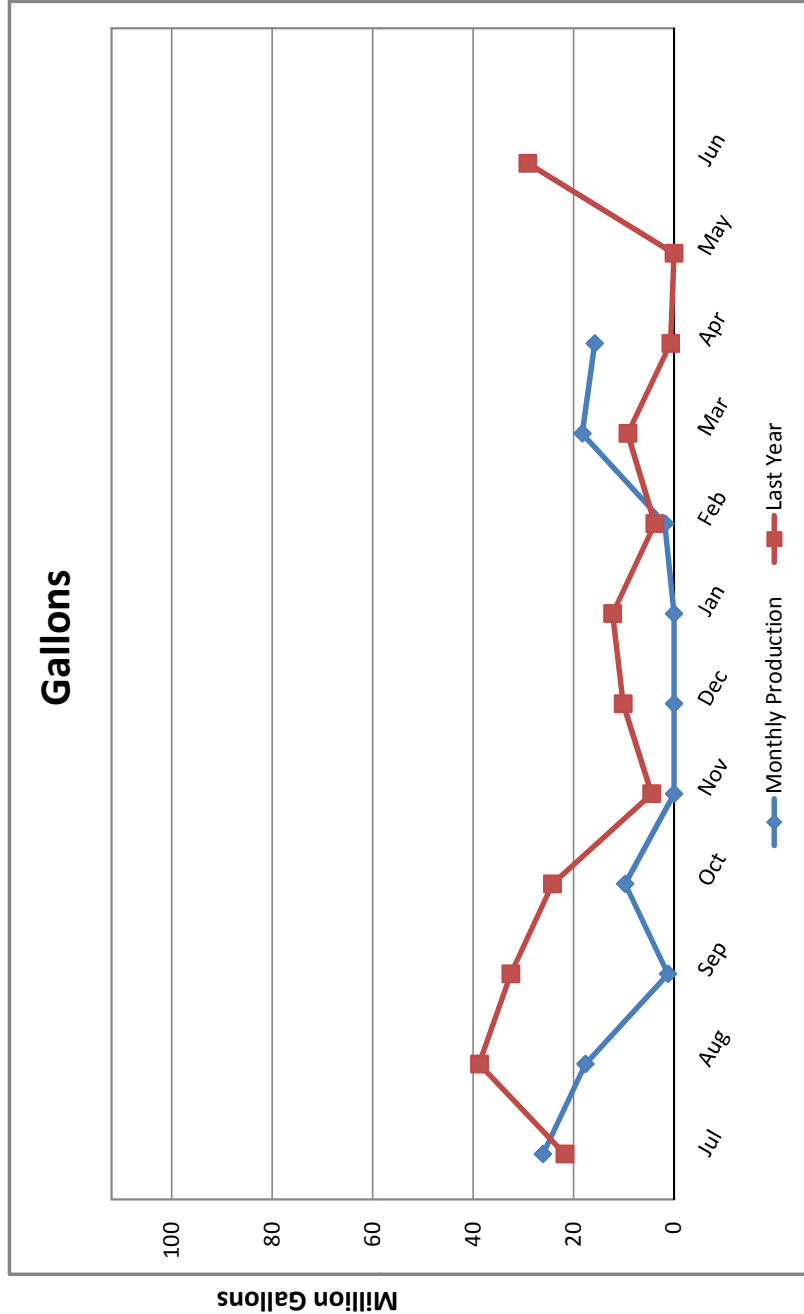
Motor Temp.: 115.8
 Hour Meter: 322.10
 KW Hour Total: 19,058.00

Chlorine:

Dosing: 1.5 mg/L
 Demand: 0.53 mg/L
 Residual: 0.97 mg/L

Vibration Reading:

Base Line: 0.03 in/sec
 Current: 0.05 in/sec





Elk Grove Water District

Monthly Production

Well 9 Polhemus -- Apr. 2014 (Submersible)

Selected Month Production
9,443,000 Gallons

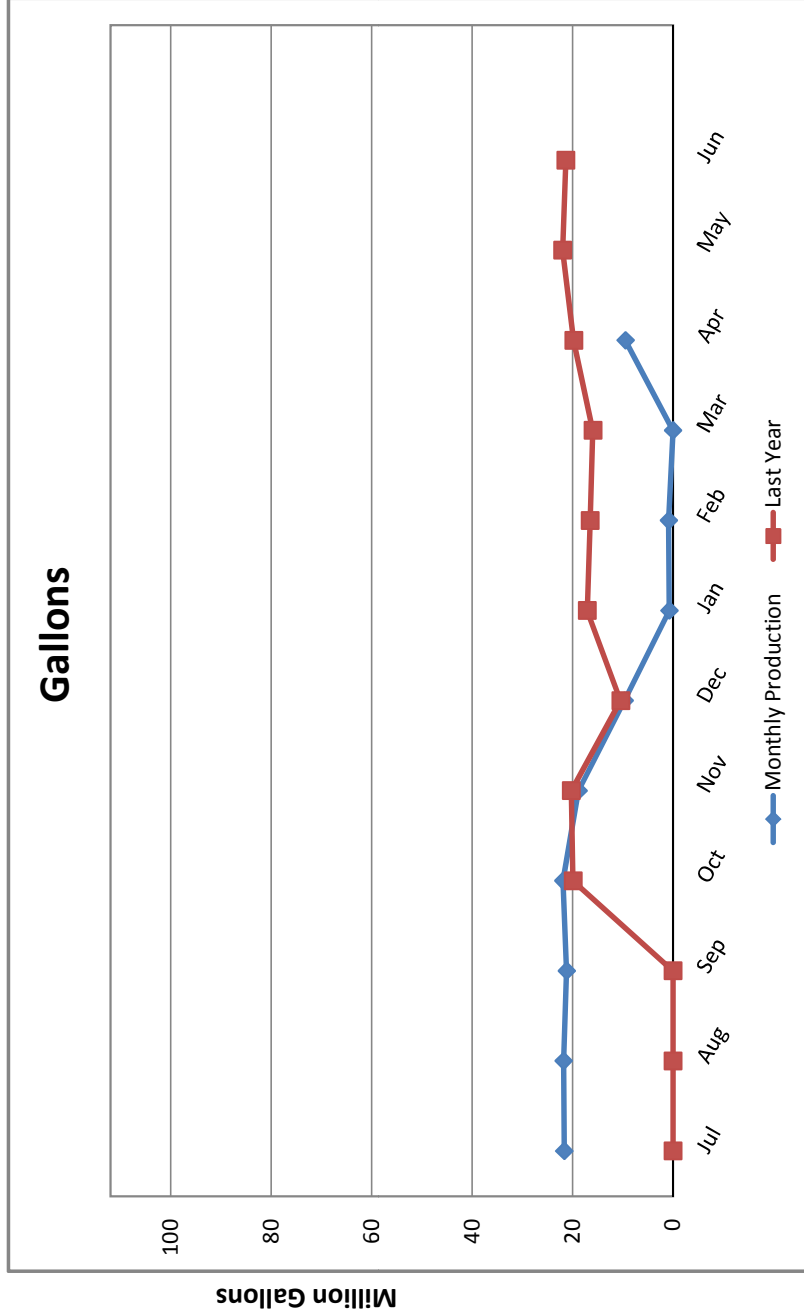
Average GPM: 482

Motor:
Volts: 480
Volts (Rated): 460

Amps A: 59
Amps A (Rated): 65
Amps B: 58
Amps B (Rated): 65
Amps C: 61
Amps C (Rated): 65

Hour Meter: 326.40
KW Hour Total: 13,040.00

Chlorine:
Dosing: 1.03 mg/L
Demand: 0.15 mg/L
Residual: 0.88 mg/L





Elk Grove Water District

Monthly Production

SCWA Turnout - Apr. 2014

Selected Month Production
0 Gallons

Average GPM:
0.00


Peak Hour Demand
-

Peak Day Demand
-

Monthly Tiered Usage	Gallons Used
Tier 1	-
Tier 2	-
Tier 3	-

Year To Date	Usage	Cost
Peak Hr Demand	0	0
Peak Day Demand	0	0

Usage	Cost
Tier 1	0
Tier 2	0
Tier 3	0
Total	0 \$0.00





Elk Grove Water District

Combined Total Production

Apr-2014

Current Month Production:
88,303,000 Gallons

Highest Day Demand of the Month: 3,738,000
Date of Occurrence: 24-Apr-14

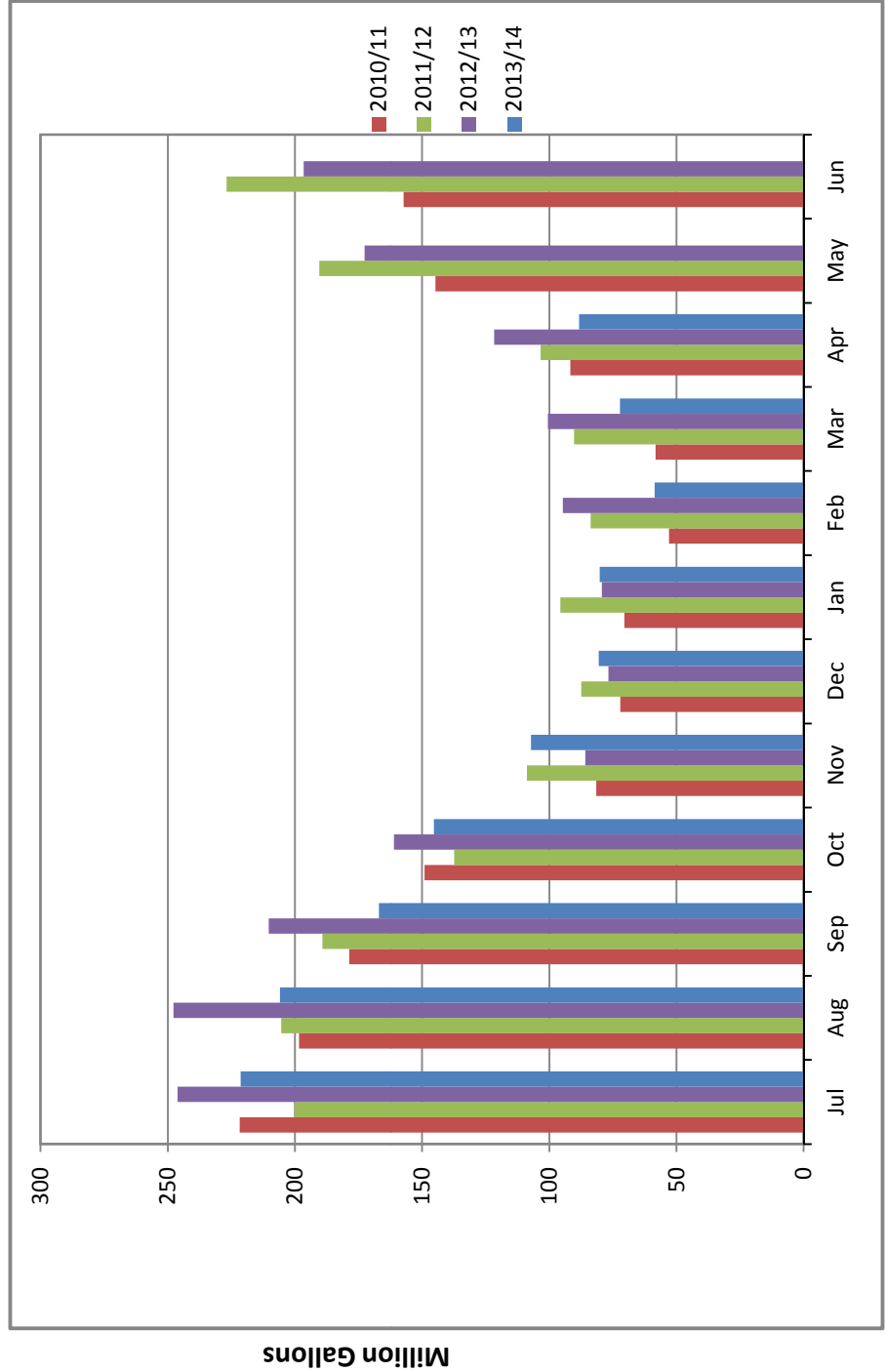
Highest Day Demand of the Fiscal Year: 8,001,000
Date of Occurrence: 5-Jul-13

"Water Year" Rainfall: (Oct-13 to Sep-14)
Current Month: 1.83 in
Year To Date: 8.13 in

"Water Year" Rainfall: (Oct-12 to Sep-13)
April 2013: 0.69 in
Year To Date: 13.97 in
Last Year Total: 15.08 in

Temperature:
This Month High: 90 F
This Month Low: 40 F

APR-13 High: 93 F
APR-13 Low: 44 F

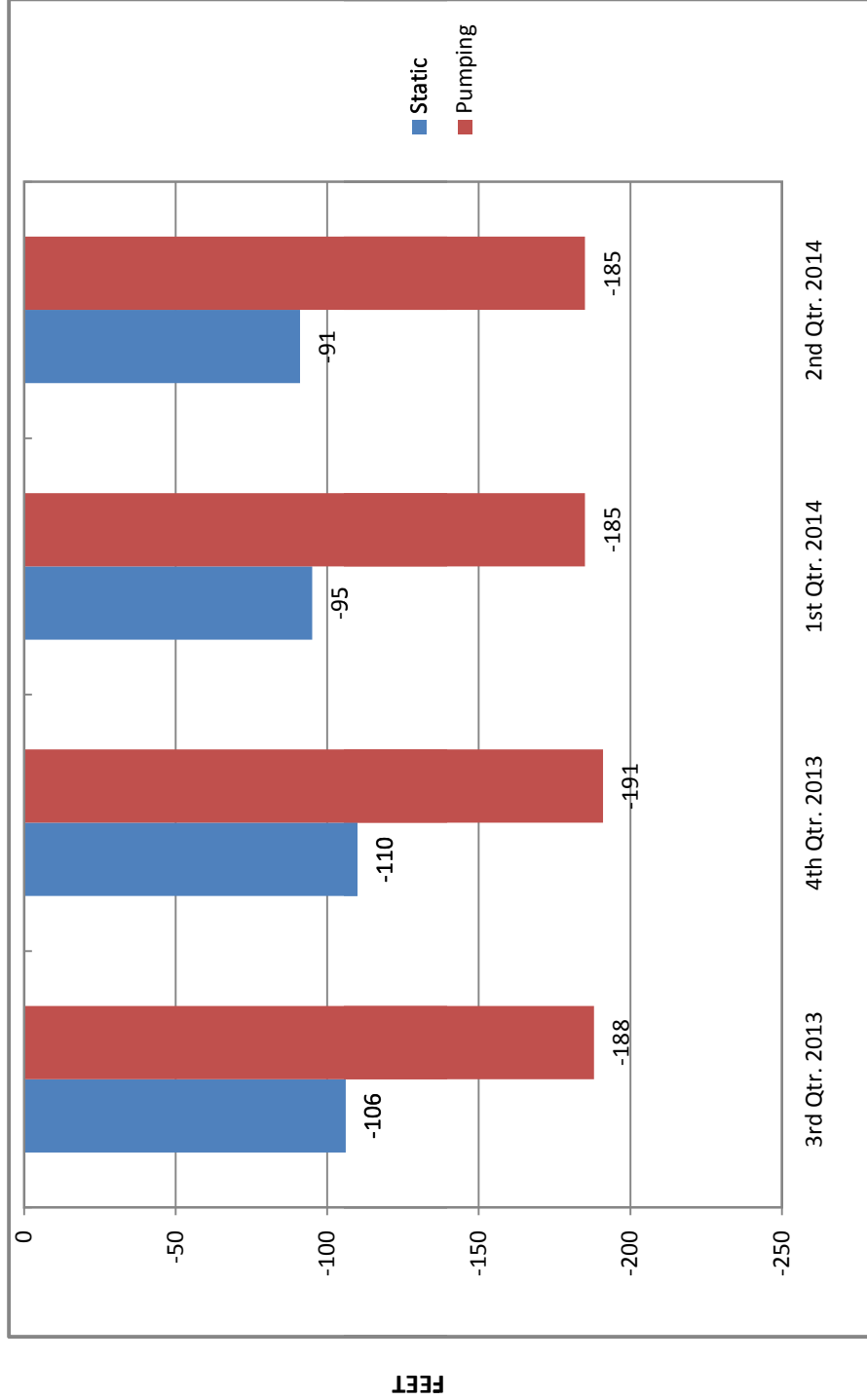




Elk Grove Water District

Static and Pumping Levels

Well 1D School St



Latest Well Sounding

Static: 91 Ft

Pumping: 185 Ft

Drawdown: 94 Ft

GPM: 1,920.00

Specific Capacity: 20.426

Latest Sand Tester Results:

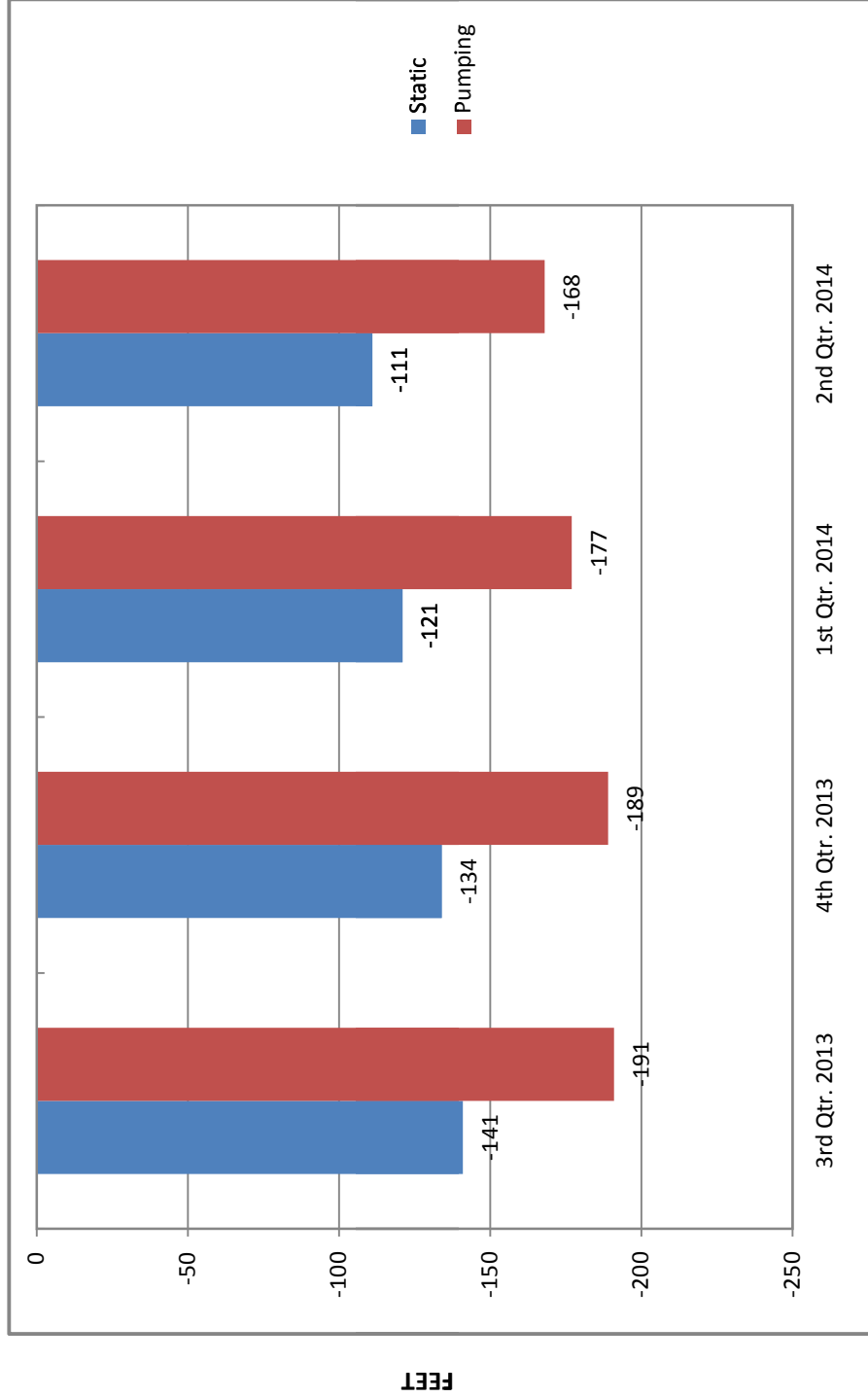
15 Min: < 5 ppm



Elk Grove Water District

Static and Pumping Levels

Well 4D Webb St



Latest Well Sounding

Static: 111 Ft
Pumping: 168 Ft
Drawdown: 57 Ft
GPM: 1,702.00
Specific Capacity: 29.860

Latest Sand Tester Results:

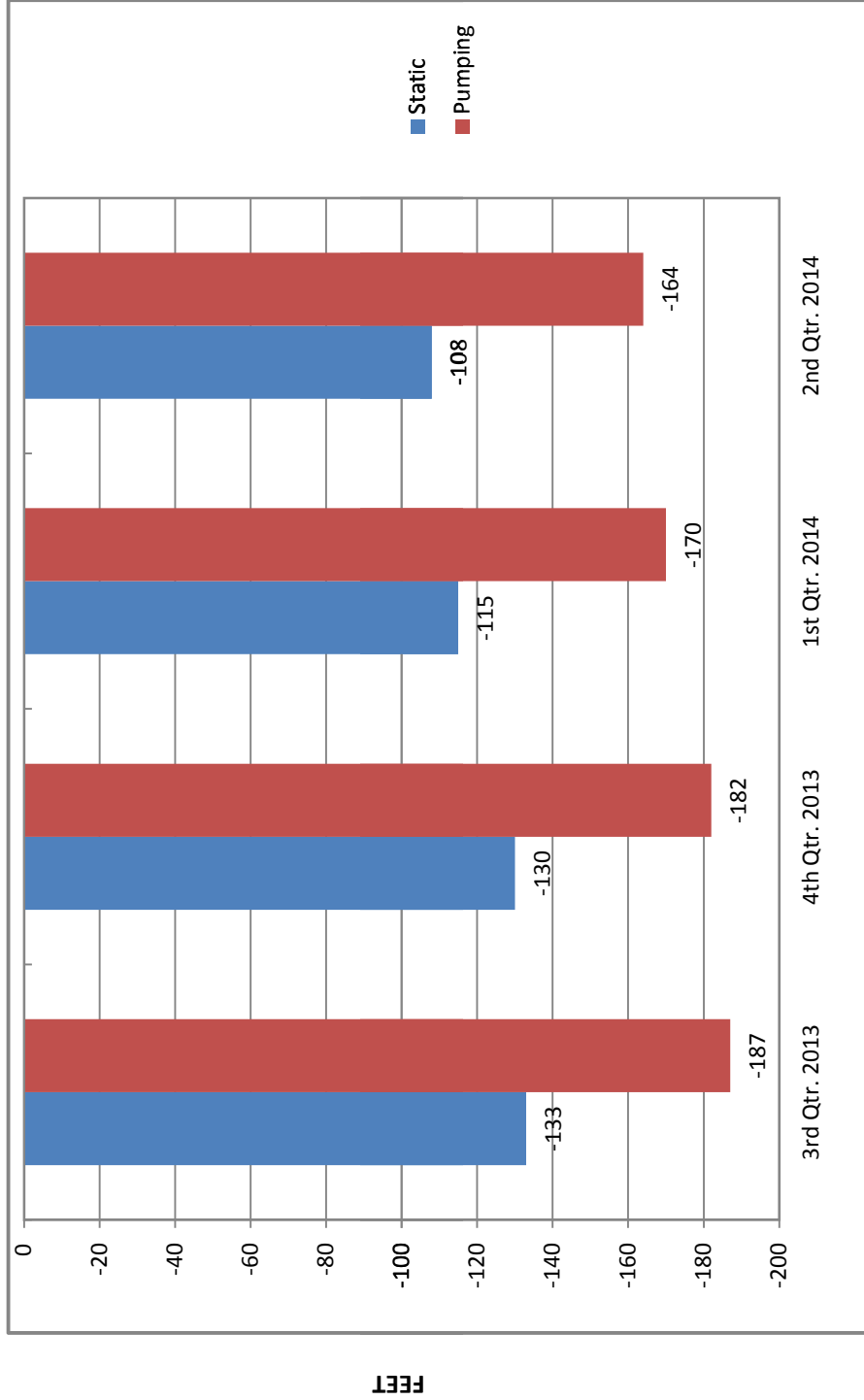
15 Min: < 5 ppm



Elk Grove Water District

Static and Pumping Levels

Well 11D Dino



Latest Well Sounding

Static: 108 Ft

Pumping: 164 Ft

Drawdown: 56 Ft

GPM: 1,782.00

Specific Capacity: 31.821

Latest Sand Tester Results:

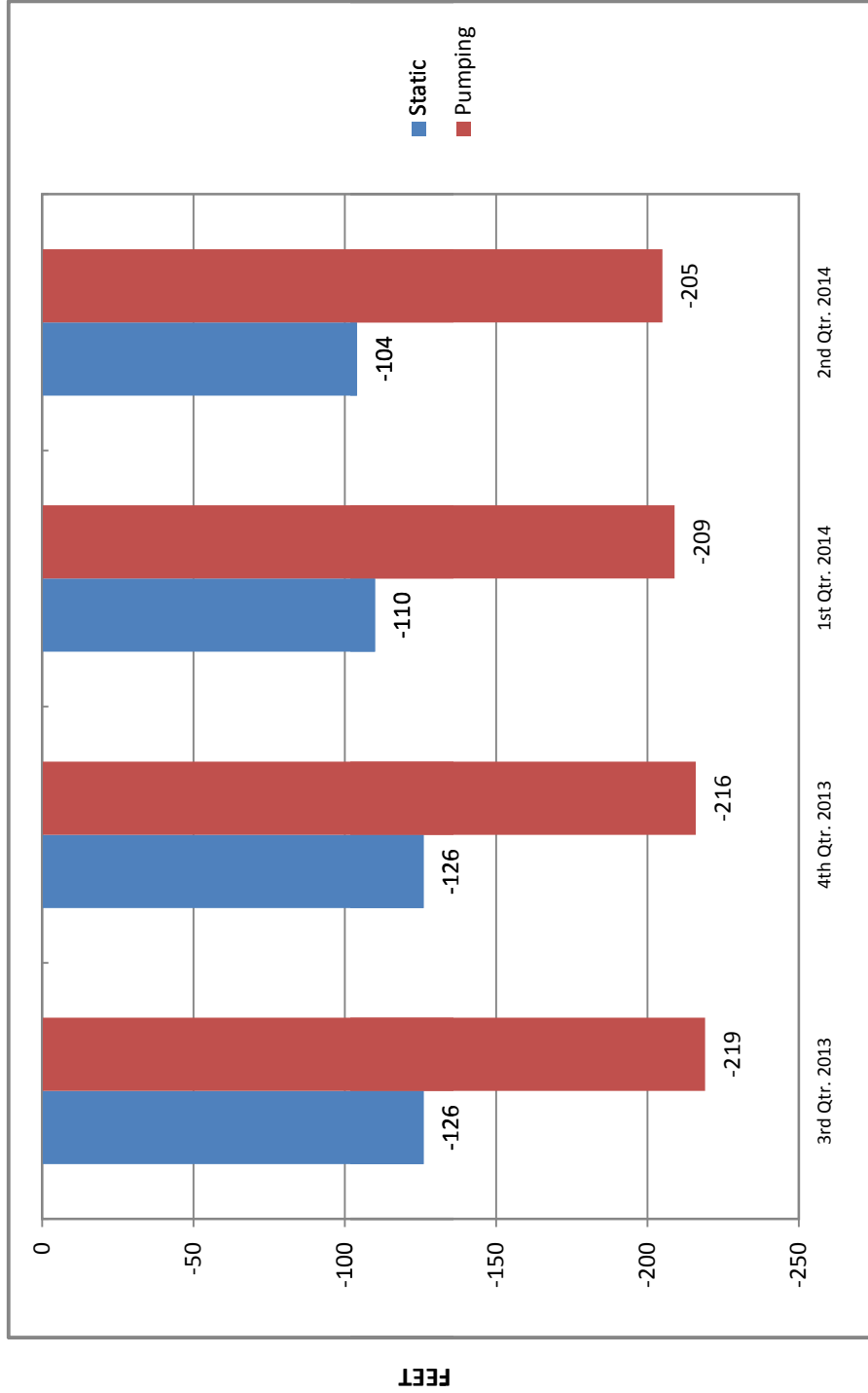
15 Min: < 5 ppm



Elk Grove Water District

Static and Pumping Levels

Well 14D Railroad



Latest Well Sounding

Static: 104 Ft
Pumping: 205 Ft
Drawdown: 101 Ft
GPM: 1,671.00
Specific Capacity: 16.545

Latest Sand Tester Results:

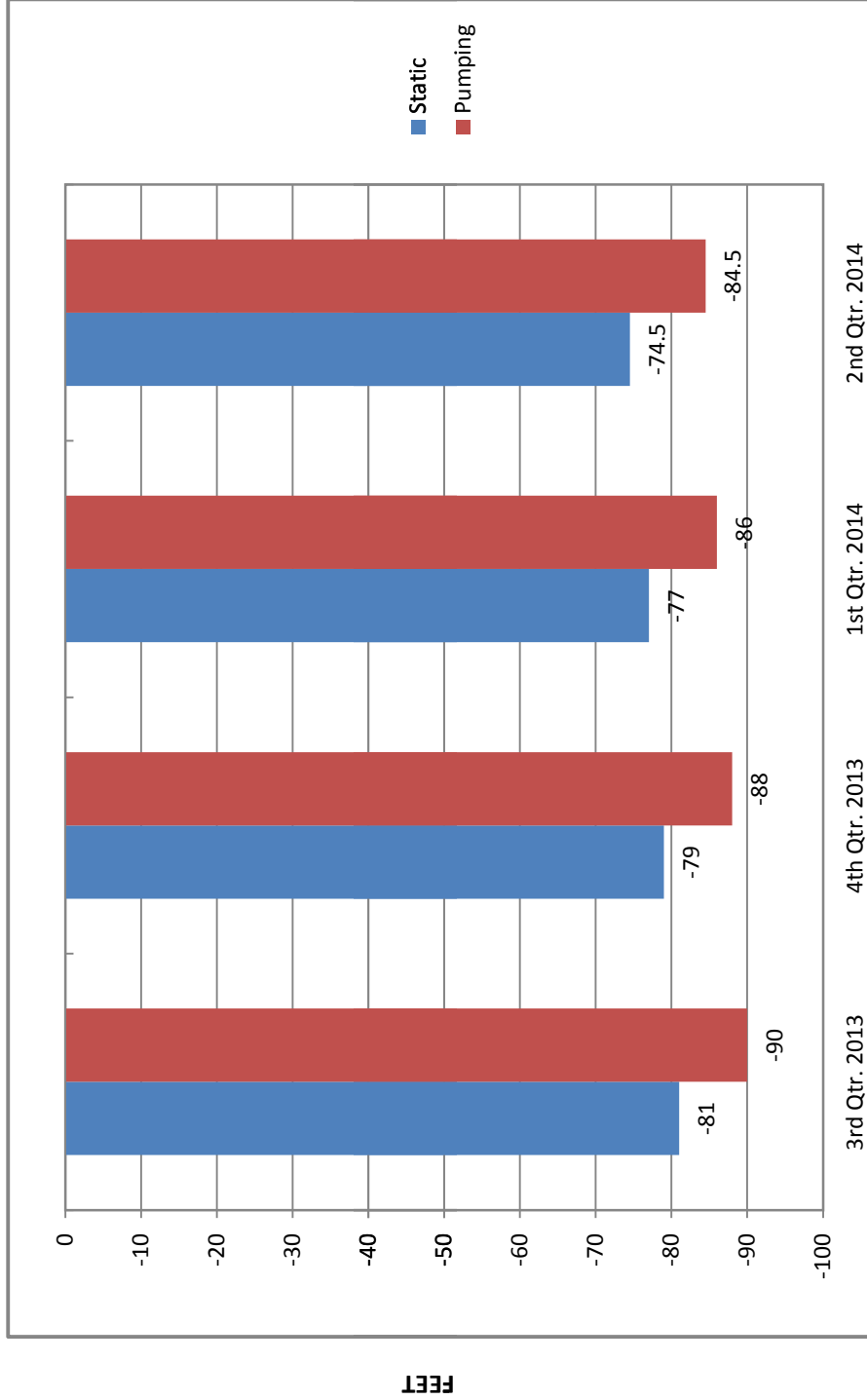
15 Min: < 5 ppm



Elk Grove Water District

Static and Pumping Levels

Well 3 Marvel



Latest Well Sounding

Static: 74.5 Ft
Pumping: 84.5 Ft
Drawdown: 10 Ft
GPM: 890.00
Specific Capacity: 89.000

Latest Sand Tester Results:

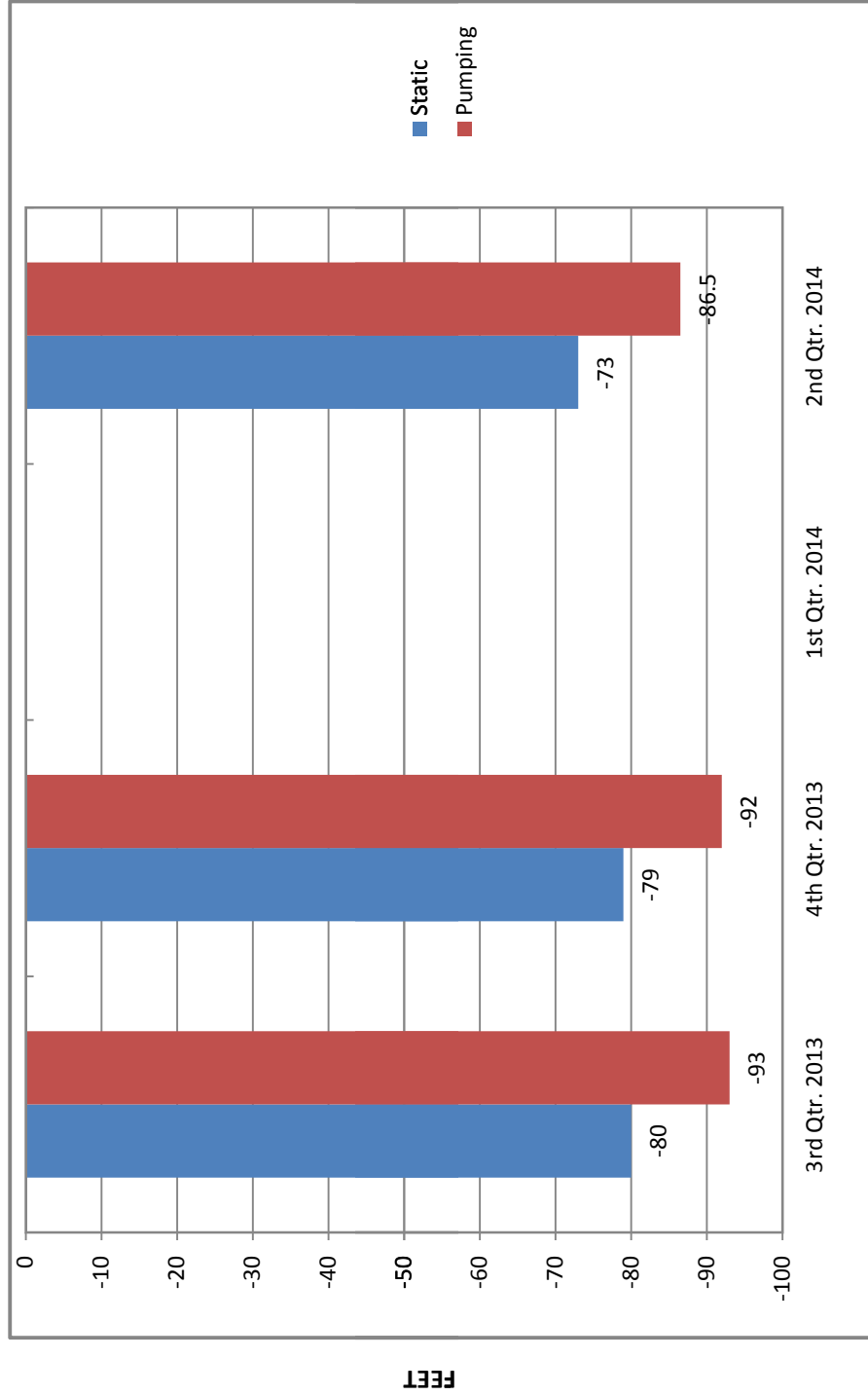
15 Min: < 5 ppm



Elk Grove Water District

Static and Pumping Levels

Well 8 Williamson



Latest Well Sounding

Static: 73 Ft

Pumping: 86.5 Ft

Drawdown: 13.5 Ft

GPM: 811.00

Specific Capacity: 60.074

Latest Sand Tester Results:

15 Min: 17.4 ppm

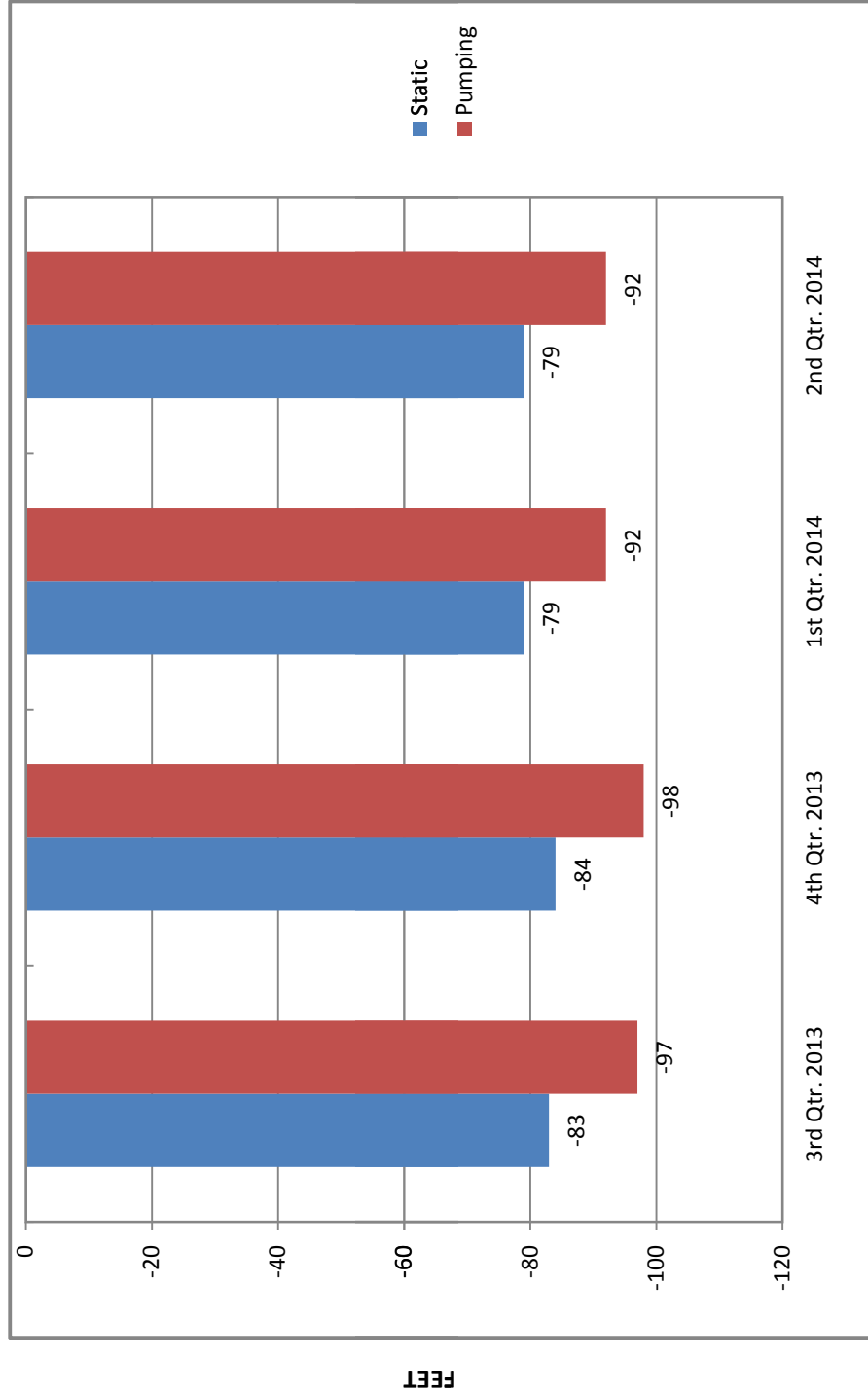
* No sounding completed for first quarter due to construction.



Elk Grove Water District

Static and Pumping Levels

Well 9 Polhemus



Latest Well Sounding

Static: 79 Ft

Pumping: 92 Ft

Drawdown: 13 Ft

GPM: 480.00

Specific Capacity: 36.923

Latest Sand Tester Results:

15 Min: < 5 ppm

2014 Monthly Sample Report - April, 2014
Water System: Elk Grove Water System

Sampling Point: 01 - 8693 W. Camden

Colors:
Black = Complete
Green = Unscheduled
Red = Incomplete Sample

69
17
0

Collection Due Date	Schedule Class	Schedule Name	Collection Tolerance	Sampling Point	Sample Collected Date
4/2/2014	Distribution System	1 wk - Bacteriological	Week	01 - 8693 W. Camden	4/2/2014
4/8/2014	Distribution System	1 wk - Bacteriological	Week	01 - 8693 W. Camden	4/8/2014
4/15/2014	Distribution System	1 wk - Bacteriological	Week	01 - 8693 W. Camden	4/15/2014
4/22/2014	Distribution System	1 wk - Bacteriological	Week	01 - 8693 W. Camden	4/22/2014
4/29/2014	Distribution System	1 wk - Bacteriological	Week	01 - 8693 W. Camden	4/29/2014
4/2/2014	Distribution System	3 mo - TTHM / HAA5	Quarterly	01 - 8693 W. Camden	4/2/2014
4/14/2014	Source Water	UCMR 3	N/A	01 - 8693 W. Camden DSMRT for Marval Well	4/14/2014

Sampling Point: 01D School Well - Raw Water

Collection Due Date	Schedule Class	Schedule Name	Collection Tolerance	Sampling Point	Sample Collected Date
4/15/2014	Source Water	3 mo - Bacteriological	Quarterly	1D School Raw Water	4/15/2014
4/15/2014	Source Water	3 mo - Fe,Mn,As Total	Quarterly	1D School Raw Water	4/15/2014
4/15/2014	Source Water	3 mo - Fe,Mn,As Dissolved	Quarterly	1D School Raw Water	4/15/2014

Sampling Point: 02 - 9425 Emerald Vista

Collection Due Date	Schedule Class	Schedule Name	Collection Tolerance	Sampling Point	Sample Collected Date
4/2/2014	Distribution System	1 wk - Bacteriological	Week	02 - 9425 Emerald Vista	4/2/2014
4/8/2014	Distribution System	1 wk - Bacteriological	Week	02 - 9425 Emerald Vista	4/8/2014
4/15/2014	Distribution System	1 wk - Bacteriological	Week	02 - 9425 Emerald Vista	4/15/2014
4/22/2014	Distribution System	1 wk - Bacteriological	Week	02 - 9425 Emerald Vista	4/22/2014
4/29/2014	Distribution System	1 wk - Bacteriological	Week	02 - 9425 Emerald Vista	4/29/2014
4/2/2014	Distribution System	3 mo - TTHM / HAA5	Quarterly	02 - 9425 Emerald Vista	4/2/2014
4/14/2014	Source Water	UCMR 3	N/A	02 - 9425 Emerald Vista DSMRT for Williamson Well	4/14/2014

Sampling Point: 03 - Marval Well Raw Water

Collection Due Date	Schedule Class	Schedule Name	Collection Tolerance	Sampling Point	Sample Collected Date
4/15/2014	Source Water	3 mo - Bacteriological	Quarterly	03 - Marval Well Raw Water	4/15/2014
4/15/2014	Source Water	3 mo - Fe,Mn,As Total	Quarterly	03 - Marval Well Raw Water	4/15/2014
4/15/2014	Source Water	3 mo - Fe,Mn,As Dissolved	Quarterly	03 - Marval Well Raw Water	4/15/2014
4/14/2014	Source Water	UCMR 3	N/A	03 - Marval EP to Distribution System	4/14/2014

Sampling Point: 03 - 8809 Valley Oak

Collection Due Date	Schedule Class	Schedule Name	Collection Tolerance	Sampling Point	Sample Collected Date
4/2/2014	Distribution System	1 wk - Bacteriological	Week	03 - 8809 Valley Oak	4/2/2014
4/8/2014	Distribution System	1 wk - Bacteriological	Week	03 - 8809 Valley Oak	4/8/2014
4/15/2014	Distribution System	1 wk - Bacteriological	Week	03 - 8809 Valley Oak	4/15/2014
4/22/2014	Distribution System	1 wk - Bacteriological	Week	03 - 8809 Valley Oak	4/22/2014
4/29/2014	Distribution System	1 wk - Bacteriological	Week	03 - 8809 Valley Oak	4/29/2014

Sampling Point: 04D Webb Well - Raw Water

Collection Due Date	Schedule Class	Schedule Name	Collection Tolerance	Sampling Point	Sample Collected Date
4/2/2014	Source Water	3 mo - Bacteriological	Quarterly	04D - Webb Raw Water	4/2/2014
4/2/2014	Source Water	3 mo - Fe,Mn,As Total	Quarterly	04D - Webb Raw Water	4/2/2014
4/2/2014	Source Water	3 mo - Fe,Mn,As Dissolved	Quarterly	04D - Webb Raw Water	4/2/2014

Sampling Point: 04 - 10122 Glacier Point

Collection Due Date	Schedule Class	Schedule Name	Collection Tolerance	Sampling Point	Sample Collected Date
4/2/2014	Distribution System	1 wk - Bacteriological	Week	04 - 10122 Glacier Point	4/2/2014
4/8/2014	Distribution System	1 wk - Bacteriological	Week	04 - 10122 Glacier Point	4/8/2014
4/15/2014	Distribution System	1 wk - Bacteriological	Week	04 - 10122 Glacier Point	4/15/2014
4/22/2014	Distribution System	1 wk - Bacteriological	Week	04 - 10122 Glacier Point	4/22/2014
4/29/2014	Distribution System	1 wk - Bacteriological	Week	04 - 10122 Glacier Point	4/29/2014
4/14/2014	Source Water	UCMR 3	N/A	04 - 10122 Glacier Point DSMRT for Railroad WTP	4/14/2014

Sampling Point: 05 - 9230 Amsden Ct.

Collection Due Date	Schedule Class	Schedule Name	Collection Tolerance	Sampling Point	Sample Collected Date
4/2/2014	Distribution System	1 wk - Bacteriological	Week	05 - 9230 Amsden Ct.	4/2/2014
4/8/2014	Distribution System	1 wk - Bacteriological	Week	05 - 9230 Amsden Ct.	4/8/2014
4/15/2014	Distribution System	1 wk - Bacteriological	Week	05 - 9230 Amsden Ct.	4/15/2014
4/22/2014	Distribution System	1 wk - Bacteriological	Week	05 - 9230 Amsden Ct.	4/22/2014
4/29/2014	Distribution System	1 wk - Bacteriological	Week	05 - 9230 Amsden Ct.	4/29/2014
4/14/2014	Source Water	UCMR 3	N/A	05 - 9230 Amsden Ct. DSMRT for Polhemus Well	4/14/2014

Sampling Point: 06 - 9227 Rancho Dr.

Collection Due Date	Schedule Class	Schedule Name	Collection Tolerance	Sampling Point	Sample Collected Date
4/2/2014	Distribution System	1 wk - Bacteriological	Week	06 - 9227 Rancho Dr.	4/2/2014
4/8/2014	Distribution System	1 wk - Bacteriological	Week	06 - 9227 Rancho Dr.	4/8/2014
4/15/2014	Distribution System	1 wk - Bacteriological	Week	06 - 9227 Rancho Dr.	4/15/2014
4/22/2014	Distribution System	1 wk - Bacteriological	Week	06 - 9227 Rancho Dr.	4/22/2014
4/29/2014	Distribution System	1 wk - Bacteriological	Week	06 - 9227 Rancho Dr.	4/29/2014

Sampling Point: 07 - Al Gates Park Mainline Dr.

Collection Due Date	Schedule Class	Schedule Name	Collection Tolerance	Sampling Point	Sample Collected Date
4/2/2014	Distribution System	1 wk - Bacteriological	Week	07 - Al Gates Park Mainline Dr.	4/2/2014
4/8/2014	Distribution System	1 wk - Bacteriological	Week	07 - Al Gates Park Mainline Dr.	4/8/2014
4/15/2014	Distribution System	1 wk - Bacteriological	Week	07 - Al Gates Park Mainline Dr.	4/15/2014
4/22/2014	Distribution System	1 wk - Bacteriological	Week	07 - Al Gates Park Mainline Dr.	4/22/2014
4/29/2014	Distribution System	1 wk - Bacteriological	Week	07 - Al Gates Park Mainline Dr.	4/29/2014

Sampling Point: 08-Williamson Well Raw Water

Collection Due Date	Schedule Class	Schedule Name	Collection Tolerance	Sampling Point	Sample Collected Date
4/8/2014	Source Water	3 mo - Bacteriological	Quarterly	08 - Williamson Raw Water	4/8/2014
4/8/2014	Source Water	3 mo - Fe,Mn,As Total	Quarterly	08 - Williamson Raw Water	4/8/2014
4/8/2014	Source Water	3 mo - Fe,Mn,As Dissolved	Quarterly	08 - Williamson Raw Water	4/8/2014
4/14/2014	Source Water	UCMR 3	N/A	08 - Williamson EP to Distribution System	4/14/2014

Sampling Point: 08- 9436 Hollow Springs Wy.

Collection Due Date	Schedule Class	Schedule Name	Collection Tolerance	Sampling Point	Sample Collected Date
4/2/2014	Distribution System	1 wk - Bacteriological	Week	08- 9436 Hollow Springs Wy	4/2/2014
4/8/2014	Distribution System	1 wk - Bacteriological	Week	08- 9436 Hollow Springs Wy	4/8/2014
4/15/2014	Distribution System	1 wk - Bacteriological	Week	08- 9436 Hollow Springs Wy	4/15/2014
4/22/2014	Distribution System	1 wk - Bacteriological	Week	08- 9436 Hollow Springs Wy	4/22/2014
4/29/2014	Distribution System	1 wk - Bacteriological	Week	08- 9436 Hollow Springs Wy	4/29/2014
4/2/2014	Distribution System	3 mo - TTHM / HAA5	Quarterly	08- 9436 Hollow Springs Wy	4/2/2014

Sampling Point: 09- Polhemus Well Raw Water

Collection Due Date	Schedule Class	Schedule Name	Collection Tolerance	Sampling Point	Sample Collected Date
4/22/2014	Source Water	3 mo - Bacteriological	Quarterly	09- Polhemus Well Raw Water	4/22/2014
4/22/2014	Source Water	3 mo - Fe,Mn,As Total	Quarterly	09- Polhemus Well Raw Water	4/22/2014
4/22/2014	Source Water	3 mo - Fe,Mn,As Dissolved	Quarterly	09- Polhemus Well Raw Water	4/22/2014
4/14/2014	Source Water	UCMR 3	N/A	09 - Polhemus EP to Distribution System	4/14/2014

Sampling Point: 09- 8417 Blackman Wy.

Collection Due Date	Schedule Class	Schedule Name	Collection Tolerance	Sampling Point	Sample Collected Date
4/2/2014	Distribution System	1 wk - Bacteriological	Week	09- 8417 Blackman Wy.	4/2/2014
4/8/2014	Distribution System	1 wk - Bacteriological	Week	09- 8417 Blackman Wy.	4/8/2014
4/15/2014	Distribution System	1 wk - Bacteriological	Week	09- 8417 Blackman Wy.	4/15/2014
4/22/2014	Distribution System	1 wk - Bacteriological	Week	09- 8417 Blackman Wy.	4/22/2014
4/29/2014	Distribution System	1 wk - Bacteriological	Week	09- 8417 Blackman Wy.	4/29/2014

Sampling Point: 10-9373 Oreo Ranch Cir.

Collection Due Date	Schedule Class	Schedule Name	Collection Tolerance	Sampling Point	Sample Collected Date
4/2/2014	Distribution System	1 wk - Bacteriological	Week	10-9373 Oreo Ranch Cir.	4/2/2014
4/8/2014	Distribution System	1 wk - Bacteriological	Week	10-9373 Oreo Ranch Cir.	4/8/2014
4/15/2014	Distribution System	1 wk - Bacteriological	Week	10-9373 Oreo Ranch Cir.	4/15/2014
4/22/2014	Distribution System	1 wk - Bacteriological	Week	10-9373 Oreo Ranch Cir.	4/22/2014
4/29/2014	Distribution System	1 wk - Bacteriological	Week	10-9373 Oreo Ranch Cir.	4/29/2014

Sampling Point: 11D Dino Well -Raw Water

Collection Due Date	Schedule Class	Schedule Name	Collection Tolerance	Sampling Point	Sample Collected Date
4/15/2014	Source Water	3 mo - Bacteriological	Quarterly	11D Dino Raw Water	4/15/2014
4/15/2014	Source Water	3 mo - Fe,Mn,As Total	Quarterly	11D Dino Raw Water	4/15/2014
4/15/2014	Source Water	3 mo - Fe,Mn,As Dissolved	Quarterly	11D Dino Raw Water	4/15/2014

Sampling Point: 14D Railroad Well -Raw Water

Collection Due Date	Schedule Class	Schedule Name	Collection Tolerance	Sampling Point	Sample Collected Date
4/8/2014	Source Water	3 mo - Bacteriological	Quarterly	014D - Railroad Well Raw Water	4/8/2014
4/8/2014	Source Water	3 mo - Fe,Mn,As Total	Quarterly	014D - Railroad Well Raw Water	4/8/2014
4/8/2014	Source Water	3 mo - Fe,Mn,As Dissolved	Quarterly	014D - Railroad Well Raw Water	4/8/2014

Sampling Point: Railroad WTP Effluent

Collection Due Date	Schedule Class	Schedule Name	Collection Tolerance	Sampling Point	Sample Collected Date
4/2/2014	Treated Plant Effluent	1 mo - WTP Eff. - Fe,Mn,As Total	Month	Railroad WTP Effluent	4/2/2014
4/2/2014	Treated Plant Effluent	1 mo - WTP Eff. - Fe,Mn,As Dissolved	Month	Railroad WTP Effluent	4/2/2014
4/14/2014	Source Water	UCMR 3	N/A	Railroad WTP EP to Distribution System	4/14/2014

Sampling Point: Backwash Tank Discharge

Collection Due Date	Schedule Class	Schedule Name	Collection Tolerance	Sampling Point	Sample Collected Date
4/2/2014	Wastewater	6 mo - BOD,TSS,TKN,Cu,Mn,Zi	N/A	Backwash Tank Discharge	4/2/2014

Sampling Point: Special Distribution/ Construction Samples

Collection Due Date	Schedule Class	Schedule Name	Collection Tolerance	Sampling Point	Sample Collected Date
4/23/2014	Distribution System	Bacteriological	N/A	9714 Parktree Wy.	1/10/2014



May 6, 2014

Division of Drinking Water and Environmental Mgmt.
California Dept. of Public Health
P.O. Box 997377, MS 7418
1616 Capital Ave
Sacramento, CA 95899-7377

MONTHLY SUMMARY OF DISTRIBUTION SYSTEM COLIFORM MONITORING

Enclosed is the Monthly Summary of Distribution System Coliform Monitoring report from Elk Grove Water District for April 2014.

If you have any further questions, you may contact me at 916-687-3155 ext. 102.

A handwritten signature in blue ink, appearing to read "Steve Shaw", with a long horizontal flourish extending to the right.

STEVE SHAW
WATER TREATMENT FOREMAN

MONTHLY SUMMARY OF DISTRIBUTION SYSTEM COLIFORM MONITORING

System Name <b style="text-align: center;">ELK GROVE WATER SERVICE	System Number <b style="text-align: center;">3410008
Sampling Period Month <b style="text-align: center;">April	Year <b style="text-align: center;">2014

	Number Required	Number Collected	Number Total Coliform Positives	Number Fecal/E.coli Positives
1. Routine Samples (see note 1)	50	50	0	0
2. Repeat Samples Following Samples Which are Total Coliform Positive and Fecal/E.coli Negative (see notes 5 and 6)		0	0	0
3. Repeat Samples Following Routine Samples Which are Total Coliform Positive and Fecal/E.coli Positive (see notes 5 and 6)		0	0	0
4. MCL Computation For Total Coliform Positive Samples				
a. Totals (sum of columns)	50	50	0	
b. If 40 or more samples collected in month, determine percent of samples that are total coliform positive [(total number positive/total number collected) x 100]	0			
c. Is system in compliance...with fecal/E. coli MCL?	<input checked="" type="checkbox"/> Yes	<input type="checkbox"/> No		
<small>(see notes 2 and 3)</small>				
...with monthly MCL?	<input checked="" type="checkbox"/> Yes	<input type="checkbox"/> No		
<small>(see note 4)</small>				
5. Source Samples Triggered by Routine Samples that are Total Coliform Positive <small>(This applies only to systems subject to the Groundwater Rule - see notes 7 and 8)</small>		0	0	0

6. Invalidated Samples
(Note what samples, if any, were invalidated; who authorized the invalidation; and when replacement samples were collected. Attach additional sheets, if necessary.)

7. Summary Completed By: **Steve Shaw**

Signature 	Title Water Treatment Foreman	Date 5/6/2014
---------------	----------------------------------	------------------

NOTES AND INSTRUCTIONS:

- 1. Routine samples include:
 - a. Samples required per 22 CCR, Section 64423;
 - b. Extra samples required for systems collecting less than five routine samples per month that had one or more total coliform positives in previous month;
 - c. Extra samples for systems with high source water turbidities that are using surface water or groundwater under direct influence of surface water and do not practice filtration in compliance with regulations.
- 2. Note: For a repeat sample following a total coliform positive sample, any fecal/E.coli positive repeat (boxed entry) constitutes an MCL violation and requires immediate notification to the department (22, CCR, Section 64426.1).
- 3. Note: For repeat sample following a fecal/E.coli positive sample, any total coliform positive repeat (boxed entry) constitutes an MCL violation and requires immediate notification to the department (22, CCR, Section 64426.1).
- 4. Total coliform MCL (Notify Department within 24 hours of MCL violation):
 - a. For systems collecting less than 40 samples, if two or more samples are total coliform positive, then the MCL is violated.
 - b. For systems collecting 40 or more samples, if more than 5.0 percent of samples collected are total coliform positive, then the MCL is violated.
- 5. Positive results and their associated repeat samples must be tracked on the worksheet on the other side.
- 6. For systems collecting more than one routine sample per month, three repeat samples must be collected for each total coliform positive sample. Repeat samples must be collected within 24 hours of being notified of the positive results.
- 7. For systems collecting one or less routine samples per month, four repeat samples must be collected for each total coliform positive sample.



May 6, 2014

Sacramento Regional County
Sanitation District
Environmental Specialist
10060 Goethe Rd.
Sacramento, Ca. 95827


MONTHLY COMPLIANCE REPORT

Enclosed is the Monthly Compliance Report Form from Elk Grove Water District for April 2014.

If you have any further questions, you may contact me at 916-687-3155 ext. 102.

A handwritten signature in blue ink, appearing to read "Steve Shaw", is written over a horizontal line.

STEVE SHAW
WATER TREATMENT FOREMAN



COMPLIANCE REPORT FORM

Attn: Nicole Sears	Wastewater Source Control Section
Phone # (916) 876-7378	Fax # (916) 876-6374
From: Steve Shaw	
Company: Elk Grove Water Service	Permit# WTP010

The following reports and information are attached (check all that apply):

Month:	4	Year:	2014
--------	---	-------	------

<input checked="" type="checkbox"/> Water use/flow meter report <input type="checkbox"/> Monitoring results/analytical report	Railroad WTP: 0 Hampton WTP: 0 <table style="width:100%; border-collapse: collapse;"> <thead> <tr> <th style="width:50%;"></th> <th style="width:20%; text-align: center;">Date</th> <th style="width:20%; text-align: center;">Time</th> <th style="width:10%; text-align: center;">pH</th> </tr> </thead> <tbody> <tr> <td>Hampton WTP</td> <td></td> <td></td> <td></td> </tr> <tr> <td>Railroad WTP</td> <td style="text-align: center;">4/2/2014</td> <td style="text-align: center;">9:58 AM</td> <td style="text-align: center;">7.8</td> </tr> </tbody> </table>		Date	Time	pH	Hampton WTP				Railroad WTP	4/2/2014	9:58 AM	7.8
	Date	Time	pH										
Hampton WTP													
Railroad WTP	4/2/2014	9:58 AM	7.8										

Discharge Rate

Check the statement below that applies to this report:

Based on a review of this facilities flow data, discharge rate limit was exceeded

I certify that this facility is in compliance with the discharge rate limit.

Attached is a description of anticipated changes that may significantly alter the nature, quality, or volume of the wastewater discharged.

Flow monitoring equipment certification (Flow or pH meter, etc.)

Other (describe)

Domestic Calculation

Domestic Usage	Number of Employees	Business Days per Month	Allowance (gallons per day)	Gallons
Production	3	20	25	1500
Office	2	20	20	800
Drivers/Field	17	20	5	1700
Total				4000

Certification Statement

"I certify under penalty of law that this document and all attachments were prepared under my direction or supervision in accordance with a system designed to assure that qualified personnel properly gather and evaluate the information submitted. Based on my inquiry of the person or persons who manage the system, or those persons directly responsible for gathering the information, the information submitted is, to the best of my knowledge and belief, true, accurate and complete. I am aware that there are significant penalties for submitting false information including the possibility of fine and imprisonment for knowing violations".

SIGNATURE of Authorized Representative:

PRINTED NAME, TITLE: Steve Shaw Water Treatment Foreman

(Name) (Title)

DATE: 4/6/2014



Date: 4/2014

Operator	Date	Waste Meter	Gallons
jvance@egws.lan	4/1/2014 7:50:00 AM	10634762	0
jvance@egws.lan	4/2/2014 7:58:00 AM	10634762	0
jvance@egws.lan	4/3/2014 7:52:00 AM	10634762	0
jvance@egws.lan	4/4/2014 7:47:00 AM	10634762	0
wquintero@egws.lan	4/5/2014 8:15:00 AM	10634762	0
wquintero@egws.lan	4/6/2014 8:15:00 AM	10634762	0
jvance@egws.lan	4/7/2014 8:20:00 AM	10634762	0
jvance@egws.lan	4/8/2014 7:48:00 AM	10634762	0
ahewitt@egws.lan	4/9/2014 7:48:00 AM	10634762	0
ahewitt@egws.lan	4/10/2014 7:55:00 AM	10634762	0
shinton@egws.lan	4/11/2014 8:06:00 AM	10634762	0
shinton@egws.lan	4/12/2014 10:06:00 AM	10634762	0
shinton@egws.lan	4/13/2014 10:36:00 AM	10634762	0
jvance@egws.lan	4/14/2014 8:18:00 AM	10634762	0
ahewitt@egws.lan	4/15/2014 8:40:00 AM	10634762	0
jvance@egws.lan	4/16/2014 8:25:00 AM	10634762	0
jvance@egws.lan	4/17/2014 8:15:00 AM	10634762	0
mmontiel@egws.lan	4/18/2014 8:20:00 AM	10634762	0
mmontiel@egws.lan	4/19/2014 7:45:00 AM	10634762	0
mmontiel@egws.lan	4/20/2014 7:45:00 AM	10634762	0
jvance@egws.lan	4/21/2014 8:35:00 AM	10634762	0
jvance@egws.lan	4/22/2014 8:15:00 AM	10634762	0
jvance@egws.lan	4/23/2014 8:07:00 AM	10634762	0
jvance@egws.lan	4/24/2014 9:40:00 AM	10634762	0
aaragon	4/25/2014 8:30:00 AM	10634762	0
aaragon	4/26/2014 8:30:00 AM	10634762	0
aaragon	4/27/2014 8:20:00 AM	10634762	0
jvance@egws.lan	4/28/2014 8:20:00 AM	10634762	0
jvance@egws.lan	4/29/2014 8:10:00 AM	10634762	0
jvance@egws.lan	4/30/2014 7:57:00 AM	10634762	0

Grand Total

0



Fresno Analytical Laboratory
1414 Stanislaus St.
Fresno, CA 93706
559-497-2888 (Main)
559-485-6935 (Fax)

A4D0346

4/16/2014

Invoice: A408908

RECEIVED
APR 21 2014

Steve Shaw
Elk Grove Water District
9257 Elk Grove Boulevard
Elk Grove, CA 95624

RE: Report for A4D0346 General-Hewitt

Dear Steve Shaw,

Thank you for using BSK Associates for your analytical testing needs. In the following pages, you will find the test results for the samples submitted to our laboratory on 4/3/2014. The results have been approved for release by our Laboratory Director as indicated by the authorizing signature below.

The samples were analyzed for the test(s) indicated on the Chain of Custody (see attached) and the results relate only to the samples analyzed. BSK certifies that the testing was performed in accordance with the quality system requirements specified in the 2003 NELAC Standard. Any deviations from this standard or from the method requirements for each test procedure performed will be annotated alongside the analytical result or noted in the Case Narrative. Unless otherwise noted, the sample results are reported on an "as received" basis.

Thanks again for using BSK Associates. We value your business and appreciate your loyalty.

Sincerely,

Adam Trevarrow, Project Coordinator

If additional clarification of any information is required, please contact your Project Manager, Michael Ng , at (800) 877-8310 or (559) 497-2888 x118.



Accredited in Accordance with NELAP
ORELAP #4021

Case Narrative

Project and Report Details	Invoice Details
----------------------------	-----------------

Client: Elk Grove Water District Report To: Steve Shaw Project #: 2nd Qtr. 2014 Backwash Wastewater Received: 4/03/2014 - 09:30 Report Due: 4/17/2014	Invoice To: Elk Grove Water District Invoice Attn: Steve Shaw Project PO#: -
--	---

Sample Receipt Conditions

Cooler: Default Cooler Temperature on Receipt °C: 0.5	Containers Intact COC/Labels Agree Preservation Confirmed Received On Wet Ice Packing Material - Bubble Wrap Packing Material - Foam Sample(s) were received in temperature range. Initial receipt at BSK-SAC
--	--

Data Qualifiers

The following qualifiers have been applied to one or more analytical results:

HT1.1 Holding time exceeded. Sample was received at the lab with inadequate time remaining to meet the holding time.
 MS1.0 Matrix spike recoveries exceed control limits. No material impact as Blank Spike recoveries are within method control limits.

Report Distribution

Recipient(s)	Report Format	CC:
Steve Shaw	Final.rpt	ahewitt@egwd.org

Certificate of Analysis

Sample ID: A4D0346-03

Sampled By: Aaron Hewitt

Sample Description: Railroad Backwash Wastewater bottle 1&2 Composite // 17257

Sample Date - Time: 04/02/14

Matrix: Waste Water

Sample Type: Composite

Composite Start: 04/02/14 - 00:00

General Chemistry

Analyte	Method	Result	RL	Units	RL Mult	Batch	Prepared	Analyzed	Qual
Biochemical Oxygen Demand	SM 5210B	ND	1.0	mg/L	1	A404054	04/04/14 08:56	04/09/14	HT1.1
Total Kjeldahl Nitrogen	EPA 351.2	ND	5.0	mg/L	5.0	A404129	04/07/14	04/08/14	
Total Suspended Solids	SM 2540D	360	5.0	mg/L	1	A404104	04/04/14	04/07/14	

Metals

Analyte	Method	Result	RL	Units	RL Mult	Batch	Prepared	Analyzed	Qual
Copper	EPA 200.8	7.0	5.0	ug/L	1	A404106	04/04/14	04/14/14	
Manganese	EPA 200.7	22	0.010	mg/L	1	A404106	04/04/14	04/13/14	
Zinc	EPA 200.8	ND	50	ug/L	1	A404106	04/04/14	04/14/14	

General Chemistry Quality Control Report

Analyte	Result	RL	Units	Spike Level	Source Result	%REC	Limits	RPD	Limit	Date Analyzed	Qual
---------	--------	----	-------	-------------	---------------	------	--------	-----	-------	---------------	------

EPA 351.2 - Quality Control

Batch: A404129

Prepared: 04/07/2014

Prep Method: Digestion

Analyst: KKC

Blank (A404129-BLK1)

Total Kjeldahl Nitrogen ND 1.0 mg/L 04/08/14

Blank Spike (A404129-BS1)

Total Kjeldahl Nitrogen 11 1.0 mg/L 10 107 90-110 04/08/14

Blank Spike Dup (A404129-BSD1)

Total Kjeldahl Nitrogen 11 1.0 mg/L 10 106 90-110 1 10 04/08/14

Matrix Spike (A404129-MS1), Source: A4D0339-04

Total Kjeldahl Nitrogen 10 1.0 mg/L 10 ND 104 90-110 04/08/14

Matrix Spike (A404129-MS2), Source: A4D0376-06

Total Kjeldahl Nitrogen 13 1.0 mg/L 10 1.4 115 90-110 04/08/14 MS1.0 High

Matrix Spike Dup (A404129-MSD1), Source: A4D0339-04

Total Kjeldahl Nitrogen 10 1.0 mg/L 10 ND 104 90-110 1 10 04/08/14

Matrix Spike Dup (A404129-MSD2), Source: A4D0376-06

Total Kjeldahl Nitrogen 12 1.0 mg/L 10 1.4 109 90-110 5 10 04/08/14

SM 2540D - Quality Control

Batch: A404104

Prepared: 04/04/2014

Prep Method: Method Specific Preparation

Analyst: DEH

Blank (A404104-BLK1)

Total Suspended Solids ND 5.0 mg/L 04/07/14

Duplicate (A404104-DUP1), Source: A4D0236-01

Total Suspended Solids 7.5 5.0 mg/L 8.0 6 20 04/07/14

SM 5210B - Quality Control

Batch: A404054

Prepared: 04/04/2014

Prep Method: Method Specific Preparation

Analyst: CEG

Blank (A404054-BLK1)

Biochemical Oxygen Demand ND 1.0 mg/L 04/09/14

Blank Spike (A404054-BS1)

Biochemical Oxygen Demand 360 1.0 mg/L 400 91 70-130 04/09/14

Duplicate (A404054-DUP1), Source: A4D0523-02

Biochemical Oxygen Demand 160 38 mg/L 150 1 10 04/09/14

Metals Quality Control Report

Analyte	Result	RL	Units	Spike Level	Source Result	%REC	%REC Limits	RPD	RPD Limit	Date Analyzed	Qual
---------	--------	----	-------	-------------	---------------	------	-------------	-----	-----------	---------------	------

EPA 200.7 - Quality Control

Batch: A404106

Prepared: 04/04/2014

Prep Method: EPA 200.2

Analyst: NRE

Blank (A404106-BLK2)

Manganese ND 0.010 mg/L 04/13/14

Blank Spike (A404106-BS2)

Manganese 0.19 0.010 mg/L 0.20 96 85-115 04/13/14

Blank Spike Dup (A404106-BSD2)

Manganese 0.19 0.010 mg/L 0.20 97 85-115 1 20 04/13/14

Matrix Spike (A404106-MS3), Source: A4D0339-04

Manganese 0.47 0.010 mg/L 0.20 0.27 99 70-130 04/13/14

Matrix Spike (A404106-MS4), Source: A4D0372-03

Manganese 0.19 0.010 mg/L 0.20 ND 95 70-130 04/13/14

Matrix Spike Dup (A404106-MSD3), Source: A4D0339-04

Manganese 0.46 0.010 mg/L 0.20 0.27 97 70-130 1 20 04/13/14

Matrix Spike Dup (A404106-MSD4), Source: A4D0372-03

Manganese 0.20 0.010 mg/L 0.20 ND 99 70-130 4 20 04/13/14

EPA 200.8 - Quality Control

Batch: A404106

Prepared: 04/04/2014

Prep Method: EPA 200.2

Analyst: MAS

Blank (A404106-BLK1)

Copper ND 5.0 ug/L 04/14/14

Zinc ND 50 ug/L 04/14/14

Blank Spike (A404106-BS1)

Copper 190 5.0 ug/L 200 93 85-115 04/14/14

Zinc 190 50 ug/L 200 95 85-115 04/14/14

Blank Spike Dup (A404106-BSD1)

Copper 190 5.0 ug/L 200 97 85-115 4 20 04/14/14

Zinc 190 50 ug/L 200 97 85-115 2 20 04/14/14

Matrix Spike (A404106-MS1), Source: A4D0339-04

Copper 180 5.0 ug/L 200 ND 92 70-130 04/14/14

Zinc 190 50 ug/L 200 ND 96 70-130 04/14/14

Matrix Spike (A404106-MS2), Source: A4D0372-03

Copper 200 5.0 ug/L 200 ND 98 70-130 04/14/14

Zinc 200 50 ug/L 200 ND 99 70-130 04/14/14

Matrix Spike Dup (A404106-MSD1), Source: A4D0339-04

Copper 190 5.0 ug/L 200 ND 96 70-130 4 20 04/14/14

Metals Quality Control Report

Analyte	Result	RL	Units	Spike Level	Source Result	%REC	Limits	RPD	Limit	Date Analyzed	Qual
---------	--------	----	-------	-------------	---------------	------	--------	-----	-------	---------------	------

EPA 200.8 - Quality Control

Batch: A404106

Prepared: 04/04/2014

Prep Method: EPA 200.2

Analyst: MAS

Matrix Spike Dup (A404106-MSD1), Source: A4D0339-04

Zinc	190	50	ug/L	200	ND	97	70-130	1	20	04/14/14
------	-----	----	------	-----	----	----	--------	---	----	----------

Matrix Spike Dup (A404106-MSD2), Source: A4D0372-03

Copper	190	5.0	ug/L	200	ND	97	70-130	1	20	04/14/14
Zinc	190	50	ug/L	200	ND	94	70-130	6	20	04/14/14

Certificate of Analysis

Notes:

- The Chain of Custody document and Sample Integrity Sheet are part of the analytical report.
- Any remaining sample(s) for testing will be disposed of according to BSK's sample retention policy unless other arrangements are made in advance.
- All positive results for EPA Methods 504.1 and 524.2 require the analysis of a Field Reagent Blank (FRB) to confirm that the results are not a contamination error from field sampling steps. If Field Reagent Blanks were not submitted with the samples, this method requirement has not been performed.
- Samples collected by BSK Analytical Laboratories were collected in accordance with the BSK Sampling and Collection Standard Operating Procedures.
- J-value is equivalent to DNQ (Detected, not quantified) which is a trace value. A trace value is an analyte detected between the MDL and the laboratory reporting limit. This result is of an unknown data quality and is only qualitative (estimated). Baseline noise, calibration curve extrapolation below the lowest calibrator, method blank detections, and integration artifacts can all produce apparent DNQ values, which contribute to the un-reliability of these values.
- (1) - Residual chlorine and pH analysis have a 15 minute holding time for both drinking and waste water samples as defined by the EPA and 40 CFR 136. Waste water and ground water (monitoring well) samples must be field filtered to meet the 15 minute holding time for dissolved metals.
- Summations of analytes (i.e. Total Trihalomethanes) may appear to add individual amounts incorrectly, due to rounding of analyte values occurring before or after the total value is calculated, as well as rounding of the total value.
- RL Multiplier is the factor used to adjust the reporting limit (RL) due to variations in sample preparation procedures and dilutions required for matrix interferences.
- Due to the subjective nature of the Threshold Odor Method, all characterizations of the detected odor are the opinion of the panel of analysts. The characterizations can be found in Standard Methods 2170B Figure 2170:1.

Definitions

mg/L:	Milligrams/Liter (ppm)	MDL:	Method Detection Limit	MDA95:	Min. Detected Activity
mg/Kg:	Milligrams/Kilogram (ppm)	RL:	Reporting Limit: DL x Dilution	MPN:	Most Probable Number
µg/L:	Micrograms/Liter (ppb)	ND:	None Detected at RL	CFU:	Colony Forming Unit
µg/Kg:	Micrograms/Kilogram (ppb)	pCi/L:	Picocuries per Liter	Absent:	Less than 1 CFU/100mLs
%:	Percent Recovered (surrogates)	RL Mult:	RL Multiplier	Present:	1 or more CFU/100mLs
NR:	Non-Reportable				

Certifications: Please refer to our website for a copy of our Accredited Fields of Testing under each certification.

State of Oregon - NELAP	4021	State of Washington	C997
State of California - ELAP	1180	State of Nevada	CA000792013-1
State of California - ELAP (Rancho Cordova)	2435	State of Hawaii	04227CA

BSK is not accredited under the NELAC program for the following parameters: ****NA****

A4D0346



Elk Grove Water District

ElkGr3556



04032014

Turnaround: Standard
Due Date: 4/17/2014

BSIK

Engineer's Laboratories
Associates

1414 Stanislaus St., Fresno, CA 93706
(559) 497-2888 Fax (559) 497-2893
www.bskassociates.com

A4D0346
ElkG13556



04/03/2014
10

Required Fields

Temp.

0.5

Phone:

Fax:

Company/Client Name: Elk Grove Water District
Report Attention: Steve Shaw
Additional cc's: Aaron Hewitt
State: CA
Project #: 95624
City: Elk Grove
Zip: 95624
Invoice To: P.O.#

Address: 9257 Elk Grove Blvd
Project: 2nd Qtr. 2014 Backwash Wastewater
City: Elk Grove
State: CA
Zip: 95624
Reporting Options:
 Trace (U-Flag) Swamp EDD Type
How would you like your completed results sent?
 E-Mail Fax Mail
Sample Name (Printed Signature): Aaron Hewitt
TAT* Standard - 10 Business Days
**Rush: Date Needed
Regulatory Carbon Copies
 CDPH Fresno Co Tulare Co
 Madera Co Other: _____
Regulatory Compliance
 EDT to California DPH
System Number: _____
Geotracker #: _____

Matrix Types: SW=Surface Water BV=Boiled Water GW=Ground Water WW=Wastewater STW=Storm Water DW=Drinking Water SO=Solid
Matrix*
Sample Description*
Date
Time
Sampled
Matrix*
Comments / Station Code / WTRAX

#	Sample Description*	Date	Time	Sampled	Matrix*	Comments / Station Code / WTRAX	B.O.D.	T.S.S.	T.K.N.	Heavy Metals (Totals) Cu, Mn, Zn
1	Railroad Backwash Wastewater bottle 1	4-2-14	0854	WW						
2	Railroad Backwash Wastewater bottle 2	4-2-14	0854	WW						
3	Composite 1 & 2 (To be mixed by lab)	4-2-14		WW		WTRAX 17257	X	X	X	X

Reproduced by: (Signature and Printed Name)
Aaron Hewitt
Company: EGWD
Date: 4-2-14
Time: 2:00
Received by: (Signature and Printed Name)
Kin Gale
Company: BSK Soc
Company: BSK Soc
Date: 4/2/14
Time: 1:55
Received by: (Signature and Printed Name)
Payment Received at Delivery: _____
Amount: _____
Check / Cash
Shipping Method: WTRAX 1 UPS GSO WALK-IN FED EX Cdyg: _____
Cooling Method: Wet Blue None
Chilling Process Required: Y N
Custody Seal Y N
Amount: _____
Check / Cash

Payment for services rendered is owed upon receipt in full within 30 days from the date invoice. If not so paid, account balances are deemed delinquent. Delinquent balances are subject to monthly service charges and interest specified in BSK's current Standard Terms and Conditions for Laboratory Services. The person signing for the Client/Company acknowledges that they are either the Client or an authorized agent to the Client; that the Client agrees to be responsible for payment for the services on this Chain of Custody, and agrees to BSK's terms and conditions for Laboratory services unless contractually bound otherwise. BSK's out-of-town and conditions can be found at www.bskassociates.com/BSKLabChainOfCustody.pdf
SR-L-0012.05 Analytical Chain of Custody

Sample Integrity

BSK Bottles: Yes / No Page 1 of 1



COC Info	Was temperature within range? Chemistry ≤ 6°C Micro < 10°C			Were correct containers and preservatives received for the tests requested?				
		<input checked="" type="checkbox"/> Yes	<input type="checkbox"/> No	<input type="checkbox"/> NA		<input checked="" type="checkbox"/> Yes	<input type="checkbox"/> No	<input type="checkbox"/> NA
		<input type="checkbox"/> Yes	<input type="checkbox"/> No	<input checked="" type="checkbox"/> NA		<input type="checkbox"/> Yes	<input type="checkbox"/> No	<input checked="" type="checkbox"/> NA
		<input checked="" type="checkbox"/> Yes	<input type="checkbox"/> No			<input checked="" type="checkbox"/> Yes	<input type="checkbox"/> No	
		<input checked="" type="checkbox"/> Yes	<input type="checkbox"/> No			<input checked="" type="checkbox"/> Yes	<input type="checkbox"/> No	
	Was sodium thiosulfate added to CN sample(s) until chlorine was no longer present?			Was PM notified of discrepancies?				
	<input type="checkbox"/> Yes	<input type="checkbox"/> No	<input checked="" type="checkbox"/> NA		<input type="checkbox"/> Yes	<input type="checkbox"/> No	<input checked="" type="checkbox"/> NA	
	250ml(A) 500ml(B) 1Liter(C) 40ml VOA(V)	Checks	Passed?	1-2	3			
Bottles Received " " means preservation/chlorine checks are either N/A or are performed in the lab	Bacti. Na ₂ S ₂ O ₃	—	—					
	None (P) ^{White Cap}	—	—					
	Cr6 Buffer (P) ^{Blue Cap}	pH 9-9.5	Y N					
	HNO ₃ (P) ^{Red Cap}	—	—					
	H ₂ SO ₄ (P) ^{Yellow Cap}	pH < 2	Y N					
	NaOH (P) ^{Green Cap}	Cl, pH ≥ 12	Y N					
	NaOH + ZnAc (P)	pH ≥ 9	Y N					
	Dissolved Oxygen 300ml (g)	—	—					
	None (AG) 608/8081/8082 625 632/8321 8151 8270	—	—					
	H ₂ SO ₄ (AG) ^{Yellow Label} O&G, Diesel	—	—					
	Na ₂ S ₂ O ₃ 1 Liter (Brown P) 548	—	—					
	Na ₂ S ₂ O ₃ (AG) ^{Blue Label} 547, 515, 525, 548	—	—					
	Na ₂ S ₂ O ₃ (AG) ^{Blue Label} THMs 524.2 or 524.3	—	—					
	Na ₂ S ₂ O ₃ (CG) ^{Blue Label} 504, 505	—	—					
	Na ₂ S ₂ O ₃ + MCAA (CG) ^{Orange Label} 531	pH = 3	Y N					
	NH ₄ Cl (AG) ^{Purple Label} 552	—	—					
	EDA (AG) ^{Brown Label} DBPs	—	—					
	Ascorbic + Maleic (AG) ^{LT Green Label} 524.3	—	—					
	HCL (CG) 524.2, BTEX, Gas, MTBE, 8260/624	—	—					
	Buffer pH 4 (CG)	—	—					
None (CG)	—	—						
H ₃ PO ₄ (CG) ^{Salmon Label}	—	—						
Other:								
Asbestos 1Liter Plastic w/ Foil	—	—						
Low Level Hg / Metals Double Baggie	—	—						
Bottled Water	—	—						
Clear Glass Jar: 250 / 500 / 1 Liter	—	—						
Soil Tube Brass / Steel / Plastic	—	—						
Tedlar Bag / Plastic Bag	—	—						
Split	Container	Preservative	Date/Time/Initials	Container	Preservative	Date/Time/Initials		
	S P			S P				
	S P			S P				
Comments								

Labeled by: N.H. @ H.2A

Labels checked by: [Signature]

RUSH Paged by: _____

M.C.C. AND LAB

Item	Quarterly				Annual
	1st	2nd	3rd	4th	2014
Fume Hood	Refer. 1.1.1				Refer. 2014
Initials	JV				AH
Date	3/3/14				4/21/14
W.O. #	10324				2968
Sect: 1.1.1					Sect: 1.2.3
Dulco-meter	Refer. 1.1.2				
Initials	AH				
Date	2/21/14				
W.O. #	10321				
Sect: 1.1.2					Sect: 1.2.1
M.C.C.	Refer. 1.1.3				
Initials	JV				
Date	3/4/14				
W.O. #	10324				
Sect: 1.1.3					Sect: 1.2.2
Circuit Breaker	Refer. 1.1.3				
Initials	JV				
Date	3/4/14				
W.O. #	10324				
Sect: 1.1.3					Sect: 1.2.2
C12 DPD Handheld	Refer. 1.1.3				
Initials	JV				
Date	3/4/14				
W.O. #	10324				
Sect: 1.1.3					Sect: 1.2.2

Year: 2014

CLOR-TEC SYSTEM

Item	Monthly												Quarterly				Annual		
	Refer.	JAN	FEB	MAR	APR	MAY	JUN	JUL	AUG	SEP	OCT	NOV	DEC	1st	2nd	3rd	4th	Refer.	2014
CL2 Meter System	Refer: 4.2.1	JV 1/28/14 10188	AH 2/19/14 10457	JV 3/12/14 10459	AH 4/23/14 10480													4.4.1	AH 2/5/14 10311
Exhaust Fan														AH 3/25/14 10581				Sect: 4.3.1	
Hydrogen Blow/Det.																		Sect: 4.2.3	
Cell and Electrode																		Sect: 4.3.2	
Hypo/Brine Tank	Sect: 4.2.3	AH 1/27/14 10188	AH 2/19/14 10457	JV 3/12/14 10459	AH 4/23/14 10480													Sect: 4.4.5	
Water Softener																		Sect: 4.4.6	
Rectifier	Sect: 4.2.4	AH 1/30/14 10188	AH 2/19/14 10457	JV 3/12/14 10459	AH 4/23/14 10480													Sect: 4.4.4	
Clor-Tec Unit	Sect: 4.2.2	AH 1/27/14 10188	AH 2/19/14 10457	JV 3/12/14 10459	AH 4/23/14 10480													Sect: 4.4.4	

■ = Deferred Maintenance

Year: 2014

FILTER VESSELS

Item	Monthly												Semi-annual		Annual	
	Refer	JAN	FEB	MAR	APR	MAY	JUN	JUL	AUG	SEP	OCT	NOV	DEC	Refer:	2014	
Air/Vac Valves	Initials Date W.O. #													Refer: 5.2.1		
Bray Valves	Initials Date W.O. #													Refer: 5.2.2		
CLA-VAL	Initials Date W.O. #													Refer: 5.3.1		
Pilot Valves	Initials Date W.O. #	AH 1/15/14 10172	JV 2/12/14 10313	AH 3/7/14 10430	AH 4/7/14 10452								Refer: 5.3.2			
Press. Diff. Trnsdr.	Initials Date W.O. #												Refer: 5.3.3			
Vessels	Initials Date W.O. #												Refer: 5.3.4			

■ = Deferred Maintenance

Year: 2014

BOOSTER PUMPS

Item	Monthly												Semi-annual		Annual			
	Refer.	JAN	FEB	MAR	APR	MAY	JUN	JUL	AUG	SEP	OCT	NOV	DEC	Refer.	1ST 6-MO.	2ND 6-MO.	Refer.	2014
Electric Motor	Sect: 3.1.1	JV 1/15/14 10245	JV 2/13/14 10315	AH/JV 3/10/14 10461	AH 4/18/14 10462									Sect: 3.2.1				
PUMP	Sect: 3.1.2	JV 1/15/14 10245	JV 2/13/14 10315	AH/JV 3/10/14 10461	AH 4/18/14 10462									Sect: 3.2.4				
A.R.V.														Sect: 3.3.1				
Rising Stem Valve														Sect: 3.3.3			JV 2/18/14 10317	

Year: 2014

BACKWASH SYSTEM and Storage Tanks

Item	MONTHLY												Semi-annual		Annu./Bi-annu.	
	Refer.	JAN	FEB	MAR	APR	MAY	JUN	JUL	AUG	SEP	OCT	NOV	DEC	Refer.	2014	Periodic
Mag meter														Sect: 2.3.2		
MCC														Sect: TBD		
Pressure Transdr														Sect: 2.2.1		
Backwash Tank														Sect: 2.3.4		
Return Pumps	Sect: TBD	AH 1/27/14 10246	AH 2/19/14 10458	AH 3/24/14 10455	JV 4/29/14 10456									Sect: TBD		
Storage Tanks														Sect: 2.4.1		
Bray Valves														Sect: 2.2.2		

= Deferred Maintenance

Year: 2014

STANDBY GENERATOR

Item	Monthly												Semi-annual		Annual/Biannual				
	Refer	JAN	FEB	MAR	APR	MAY	JUN	JUL	AUG	SEP	OCT	NOV	DEC	Refer	2014	Periodic			
Fuel Tank	Initials	JV	JV	JV	JV									Sect: 6.1.1	Sect: 6.3.1				
	Date	1/27/14	2/20/14	3/12/14	4/23/14														
	W.O. #	10189	10325	10453	10454														
Radiator	Initials													Sect: 6.2.1	Sect: 6.2.2				
	Date																		
	W.O. #																		
Battery/Charger	Initials	JV	JV	JV	JV									Sect: 6.1.2	Sect: 6.3.3				
	Date	1/27/14	2/20/14	3/12/14	4/23/14														
	W.O. #	10189	110325	10453	10454														
Coolant Heater	Initials													Sect: 6.1.3	Sect: 6.2.3				
	Date																		
	W.O. #																		
Generator	Initials	JV	JV	JV	JV									Sect: 6.1.3	Sect: 6.2.3				
	Date	1/7/14			4/17/14														
	W.O. #	10189	10325	10453	10454														
Engine	Initials													Sect: 6.1.3	Sect: 6.2.3				
	Date																		
	W.O. #																		

= Deferred Maintenance

Year: 2014

WELL 1D SCHOOL

Item	Monthly												Semi-annual		Annual					
	Refer.	JAN	FEB	MAR	APR	MAY	JUN	JUL	AUG	SEP	OCT	NOV	DEC	Refer.	1ST 6-MO.	2ND 6-MO.	Refer.	2014		
Pump	13.1.1 Sect:	JV 1/6/14 10165	AH 2/13/14 10307	AH 3/13/14 10481	JV 4/28/14 10482									13.2.1 Sect:						
Motor	13.1.2 Sect:	JV 1/6/14 10165	AH 2/13/14 10307	AH 3/13/14 10481	AH 4/3/14 10482									13.2.2 Sect:						
Press/Lvl Transdcr.																				
Isolation Valves																				
Cl-Val																				
Mag-Meter																				
A.R.V.														13.2.3 Sect:						
M.C.C.																				

WELL 4D WEBB

Item	Monthly												Semi-annual		Annual/Biannual	
	Refer.	JAN	FEB	MAR	APR	MAY	JUN	JUL	AUG	SEP	OCT	NOV	DEC	Refer.	2014	Periodic
Pump	Refer: 8.1.1	JV 1/10/14 10168	AH 2/13/14 10304	AH 3/13/14 10477	AH 4/1/14 10478									Sect: 8.2.1		
Motor	Refer: 8.1.2	JV 1/10/14 10168	AH 2/13/14 10304	AH 3/13/14 10477	JV 4/22/14 10478									Sect: 8.2.2		
Press/LV/Transdr.														Sect: 8.3.2		
Isolation Valves														Sect: 8.3.6		
Cla-Val														Sect: 8.3.1		
Mag-Meter														Sect: 8.3.3		
A.R.V.														Sect: 8.3.4		
M.C.C.														Sect: 8.3.5		
Portable Generator	Refer: 8.1.3	JV 1/10/14 10168	AH 2/13/14 10304	AH 3/13/14 10477	AH 4/1/14 10478									Sect: 8.2.4		
Generator Set														Sect: 8.4.2		

= Deferred Maintenance

WELL 11D DINO

Item	Monthly												Semi-annual		Annual/Biannual					
	Refer.	JAN	FEB	MAR	APR	MAY	JUN	JUL	AUG	SEP	OCT	NOV	DEC	Refer.	1ST 6-MO.	2ND 6-MO.	Refer.	2014	Periodic	
Pump	9.1.1	1/6/14 AH 10131	2/13/14 AH 10303	3/13/14 AH 10475	4/3/14 AH 10476									9.2.1						
Motor	9.1.2	1/6/14 AH 10131	2/13/14 AH 10303	3/13/14 AH 10475	4/7/14 JV 10476									9.2.2						
Press/Lvl Transdcr.																				
Isolation Valves																				
Cla-Val																				
Mag-Meter																				
A.R.V.														9.2.3						
M.C.C.																				
Portable Generator	9.1.3	1/6/14 AH 10131	2/13/14 AH 10303	3/13/14 AH 10475	4/3/14 AH 10476									9.2.4						
Generator Set																				

Year: 2014

WELL 14D RAILROAD

Item	Monthly												Semi-annual		Annual			
	Refer.	JAN	FEB	MAR	APR	MAY	JUN	JUL	AUG	SEP	OCT	NOV	DEC	Refer.	1ST 6-MO.	2ND 6-MO.	Refer.	2014
Pump	7.1.1	JV 1/7/14 10166	AH 2/13/14 10308	AH 3/21/14 10479	JV 4/28/14 10480									7.2.1			7.3.2	
Motor	7.1.2	JV 1/7/14 10166	AH 2/13/14 10308	AH 3/21/14 10479	AH 4/8/14 10480									7.2.2			7.3.6	
Press/Lvl Transdcr.																		
Isolation Valves																		
Clav-Val																		
Mag-Meter																		
A.R.V.														7.2.3			7.3.4	
M.C.C.																	7.3.5	

Year: 2014

WELL 3 MARVAL

Item	Refer.	Monthly												Quarterly				Semi-annual		Annual						
		JAN	FEB	MAR	APR	MAY	JUN	JUL	AUG	SEP	OCT	NOV	DEC	1st	2nd	3rd	4th	1st - 6th MO.	7th - 12th MO.	Refer.	2014					
Motor	Section: 12.1.2	JV 1/8/14	AH 2/12/14	AH 3/13/14	AH 4/8/14															12.3.2				Refer.	2014	
Pump	Section: 12.1.1	JV 1/8/14	AH 2/12/14	AH 3/13/14	AH 4/28/14															12.3.1						
Chlorine Pump																										
95 Air Charcer																										
Check Valve																										
A.R.V.																										
M.C.C.																										
Pneumat Tank																										
Isolation Valves																										
Propeller Meter																										
Section: 12.2.1	AH																									
Section: 12.2.1		3/13/14																								
Section: 12.2.1																										
Section: 12.2.2	AH																									
Section: 12.2.2		3/13/14																								
Section: 12.2.2																										
Section: 12.3.1	AH																									
Section: 12.3.1		3/13/14																								
Section: 12.3.1																										
Section: 12.3.2	AH																									
Section: 12.3.2		3/13/14																								
Section: 12.3.2																										
Section: 12.3.3	AH																									
Section: 12.3.3		3/13/14																								
Section: 12.3.3																										
Section: 12.3.4	AH																									
Section: 12.3.4		3/13/14																								
Section: 12.3.4																										
Section: 12.4.1	AH																									
Section: 12.4.1		1/7/14																								
Section: 12.4.1																										
Section: 12.4.2	AH																									
Section: 12.4.2		10580																								
Section: 12.4.2																										
Section: 12.4.3	AH																									
Section: 12.4.3		10580																								
Section: 12.4.3																										
Section: 12.4.4	AH																									
Section: 12.4.4		10580																								
Section: 12.4.4																										

█ = Deferred Maintenance

Year: 2014

WELL 8 WILLIAMSON

Item	Monthly												Quarterly				Semi-annual		Annual			
	Refer.	JAN	FEB	MAR	APR	MAY	JUN	JUL	AUG	SEP	OCT	NOV	DEC	Refer.	1st 6- MO.			2ND MO.			Refer.	2014
															1st	2nd	3rd	4th				
Motor	Section: 11.1.2		AH 2/13/14 10309	AH 3/21/14 10487	AH 4/8/14 10488										Section: 11.3.2							
Pump	Section: 11.1.1		AH 2/13/14 10309	AH 3/21/14 10487	AH 4/28/14 10488										Section: 11.3.1							
Chlorine Pump														Section: 11.2.1	AH 3/21/14 10579	AH 4/28/14 10851						
Air Charger														Section: 11.2.2	AH 3/24/14 10579							
5 Check Valve														Section: 11.3.3								
A.R.V.														Section: 11.3.4								
M.C.C.																						
Pneumat Tank														Section: 11.2.3	AH 2/6/14 10579							
Isolation Valves																						
Propeller Meter																						

■ = Deferred Maintenance

Year: 2014

WELL 9 POLHEMUS

Item	Monthly												Quarterly			Annual							
	Refer.	JAN	FEB	MAR	APR	MAY	JUN	JUL	AUG	SEP	OCT	NOV	DEC	1st	2nd	3rd	4th	Refer.	2014				
Check Valve	Initials																						
	Date																						
	W.O. #																						
Chlorine Pump	Initials	AH	AH	AH	AH									AH	AH								
	Date	1/6/14	2/12/14	4/28/14										4/16/14									
	W.O. #	10135	10297	10483	10484									10483	10815								
Air Charer	Initials													AH									
	Date																						
	W.O. #													10483									
Isolation Valves	Initials																						
	Date																						
	W.O. #																						
A.R.V.	Initials																						
	Date																						
	W.O. #																						
M.C.C.	Initials																						
	Date																						
	W.O. #																						
Pneumat Tank	Initials													AH									
	Date																						
	W.O. #													10483									
Propeller Meter	Initials																						
	Date																						
	W.O. #																						

■ = Deferred Maintenance

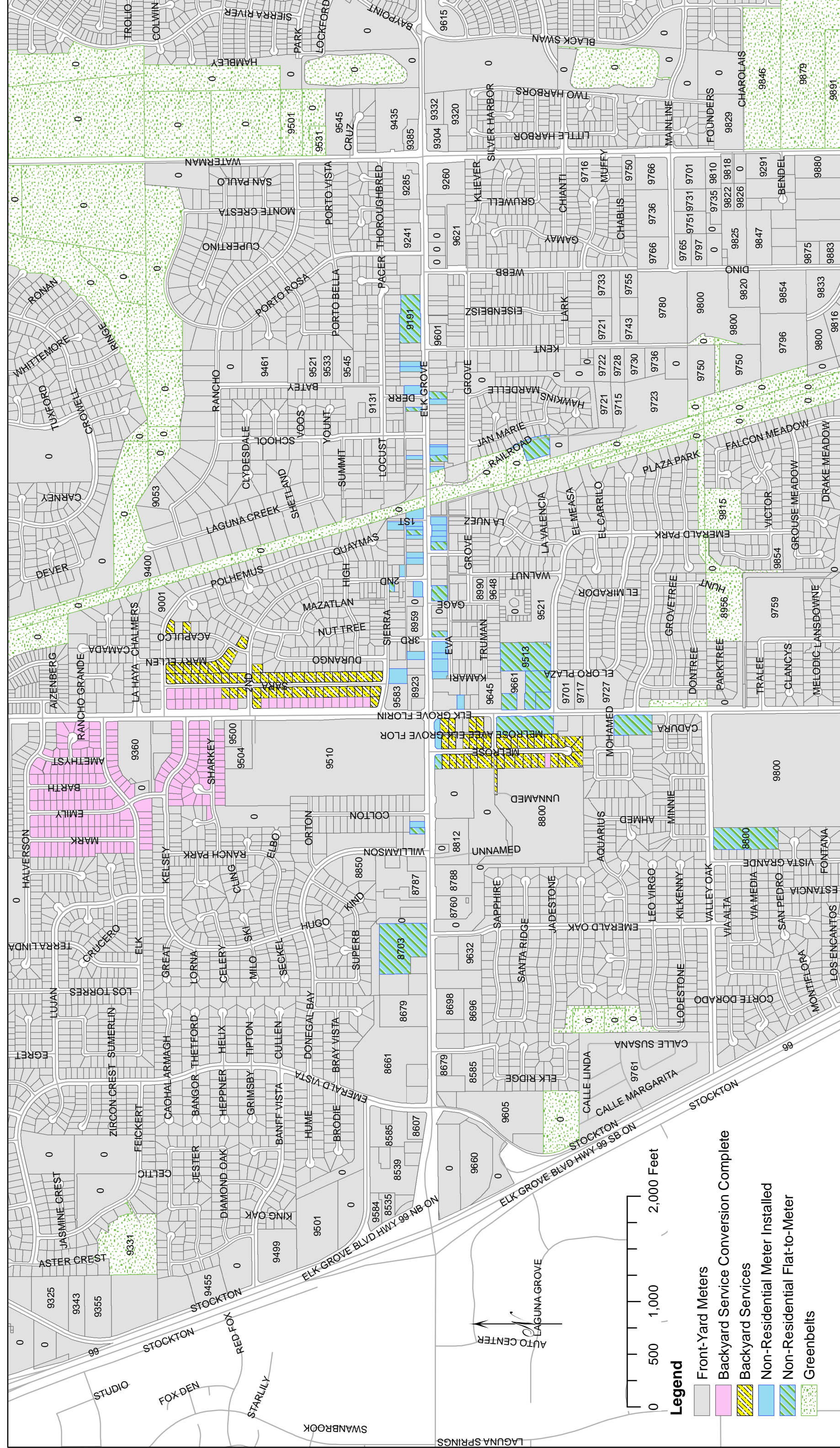
Elk Grove Water District
Backflow Prevention Program 2014


Backflow Reports	JAN	FEB	MAR	APR	MAY	JUN	JUL	AUG	SEP	OCT	NOV	DEC
CURRENT												
Notices Issued	3	37	45	1								
Pass:	3	18	33	1								
Fail:		3	0									
Failed Devices Retested----Passed		3	0									
Outstanding Results Due		16	12									

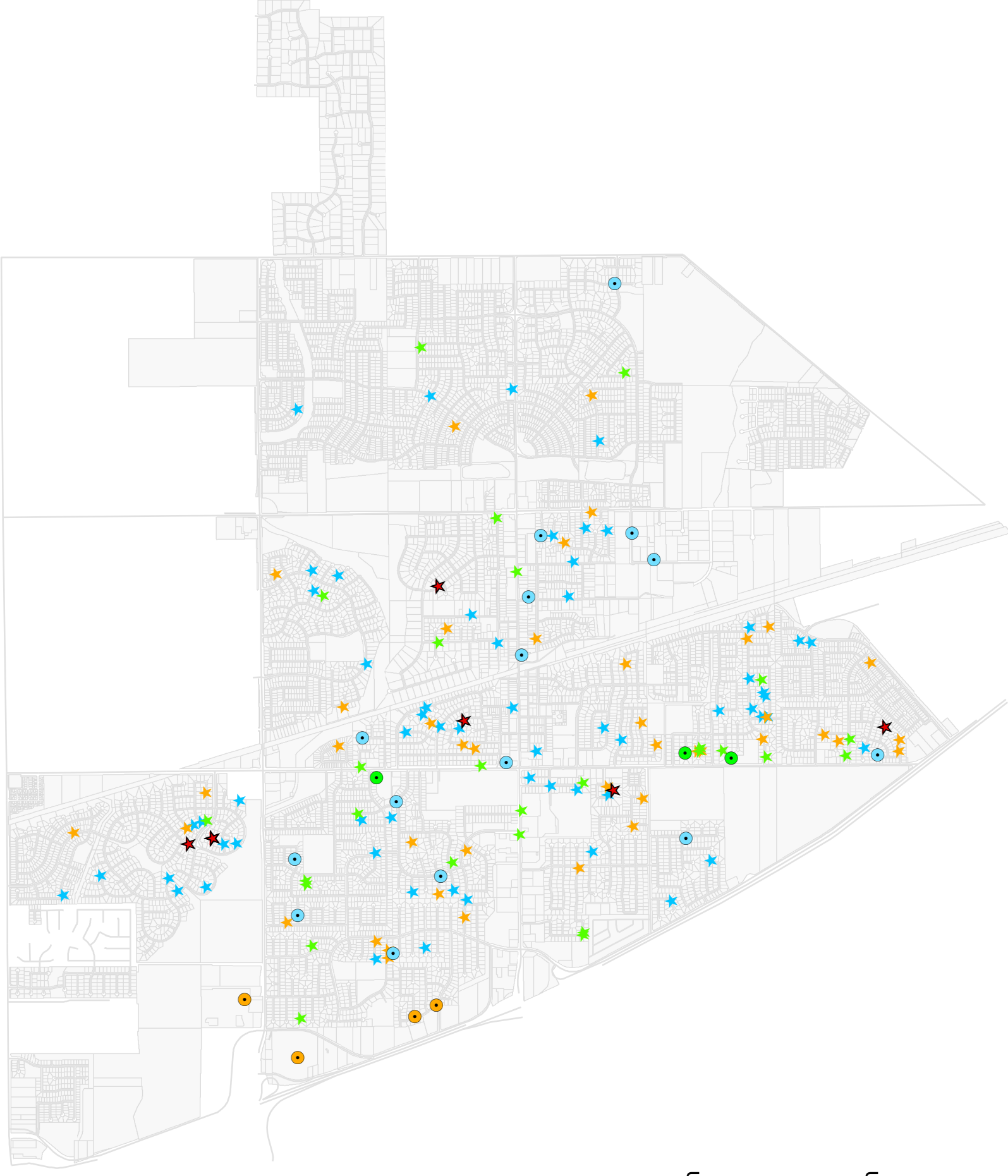
DELINQUENT	JAN	FEB	MAR	APR	MAY	JUN	JUL	AUG	SEP	OCT	NOV	DEC
Previous Month Carryover		16	4	2								
Sent:		16	12									
Received:		12	11									
Sent:		4	4									
Received:			3									
Door Hanger Notice												
Service Discontinued												

Elk Grove Water District
 Weekly Safety Meetings/Training
 April 2014

Date	Topic	Attendees:	Hosted By:
4/7/2014	Biohazards and Worker Safety	Jose C, Jose M, David, John V, John D, Marcell, Sean, Michael, Justin, Richard, Gerardo, Eliseo, Joel, Alan, Chris, Sal, Brandon, Steve, Aaron, Wilfredo	Steve Shaw
4/14/2014	Construction Site Safety	Jose C, Jose M, David, John V, John D, Marcell, Sean, Michael, Justin, Richard, Gerardo, Eliseo, Joel, Alan, Chris, Sal, Brandon, Steve, Aaron, Wilfredo	Steve Shaw
4/21/2014	Setting Up a Safe Traffic Control Zone	Jose C, Jose M, David, John V, John D, Marcell, Michael, Justin, Richard, Gerardo, Eliseo, Joel, Alan, Chris, Sal, Brandon, Steve, Aaron, Wilfredo	Steve Shaw
4/24/2014	Emergency Phone Tree	Monthly Staff Meeting (All Staff Required to Attend)	Ellen Carlson
4/28/2014	Crane, Derrick and Hoist Safety	Jose C, Jose M, David, John V, John D, Marcell, Michael, Richard, Gerardo, Eliseo, Joel, Alan, Chris, Sal, Brandon, Steve, Aaron, Wilfredo	Steve Shaw



		<h2>Elk Grove Water District</h2> <h3>Meter Retrofit Program</h3>	<p>Projected Coordinate System: NAD 83 State Plane, California II, FIPS 0420</p> <p>Source: City of Elk Grove, EGWD and Sacramento County GIS databases</p> <p>Created by: Bruce Kamilos</p> <p>Date: May 6, 2014</p>
<p>Backyard Services Converted: 56 (April 2014)</p>			
<p>Backyard Service Remaining: 92</p>			
<p>Non-Residential Meters Installed: 3</p>			
<p>Non-Residential Meters Remaining: 29</p>			



Legend

Main Leaks

- April 2014
- July 2013 - Previous Month
- July 2012 - June 2013
- July 2011 - June 2012

Service Leaks

- ★ April 2014
- ★ July 2013 - Previous Month
- ★ July 2012 - June 2013
- ★ July 2011 - June 2012
- sde.DBO.Centerlines_1

April 2014

Main line Leaks: 0 YTD: 4

Service line Leaks: 6 YTD: 42

Total Leaks: 6 YTD: 46



EGWD Leaks

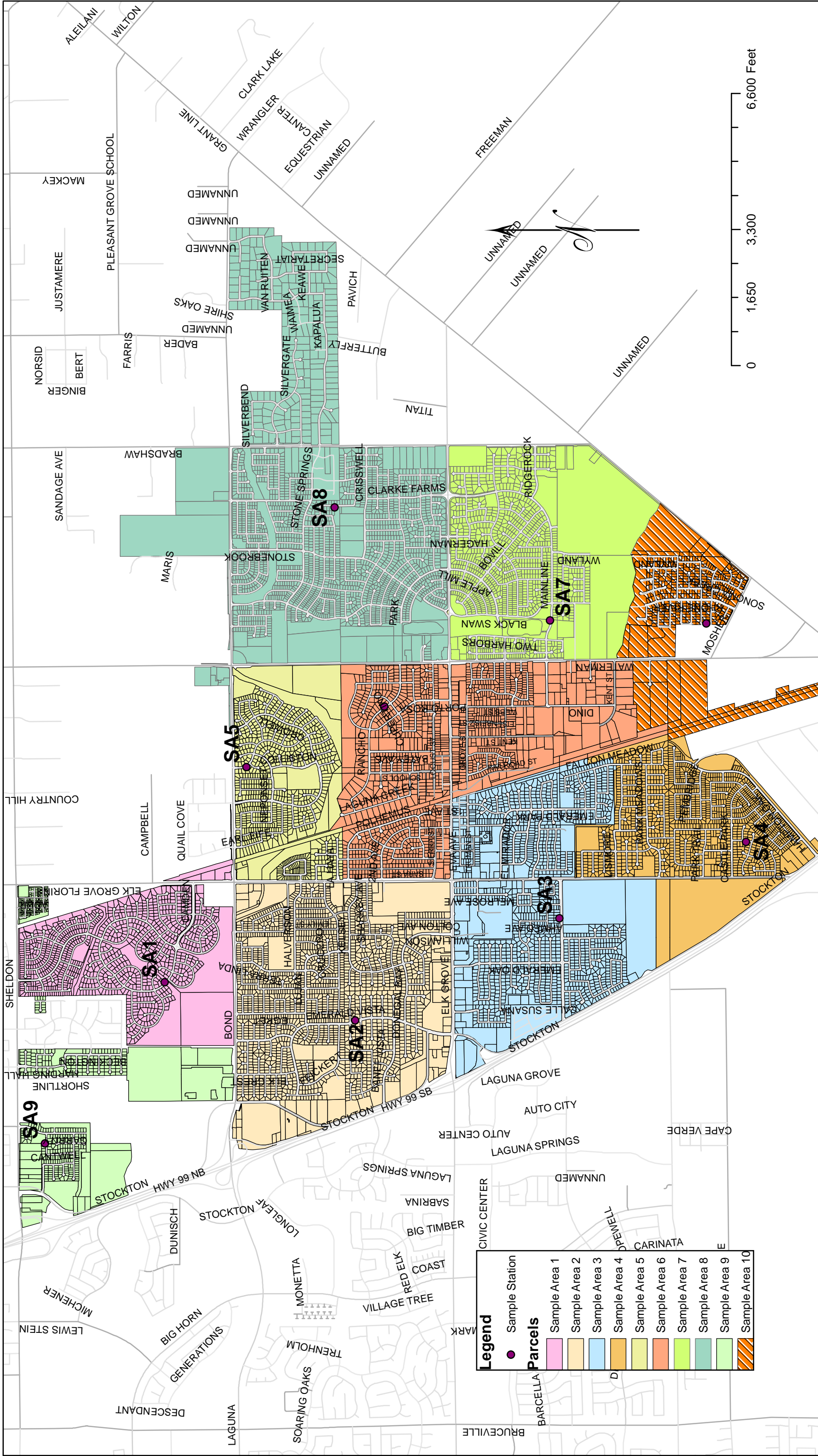


Elk Grove Water District

Service / Main Leaks

Created by: Bruce Kamilos

Date: 5/6/2014



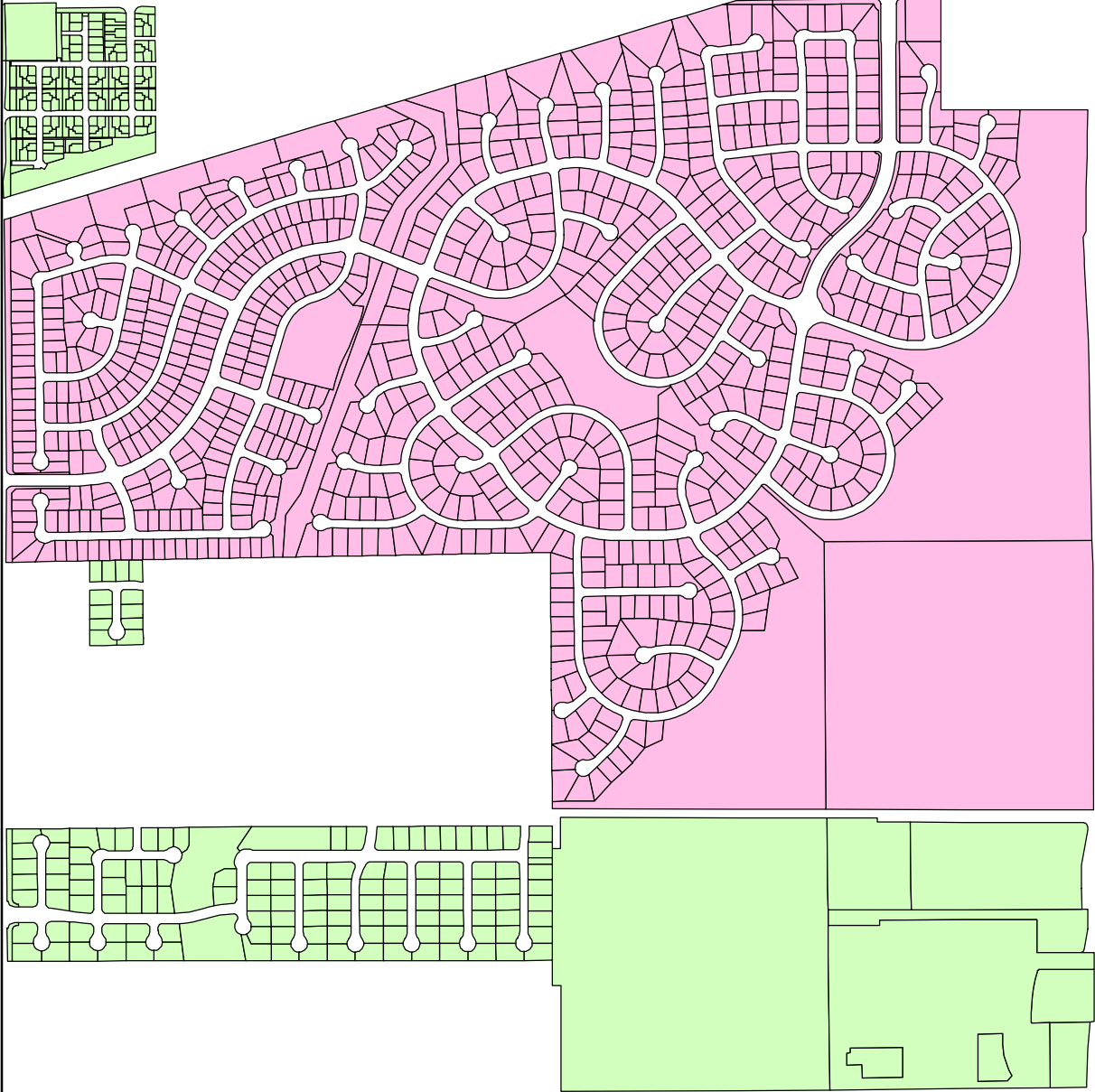
Projected Coordinate System: NAD 83 State Plane CA II FIPS 0402
 Source: EGWD GIS database
 Modified by: Bruce Kamilos
 May 12, 2014

Elk Grove Water District

Sample Station Areas



Sample Stations: 10



1 inch = 833 feet

Sample Area	
W. Camden (SA1)	
Range of PSI	% of Time
> 75	4.05%
65-75	47.63%
55-65	40.72%
45-55	7.55%
< 45	0.05%

Legend

- Sample Station

Parcels

Sample Station Coverage

- Station 1
- Station 9

Sample Station #1

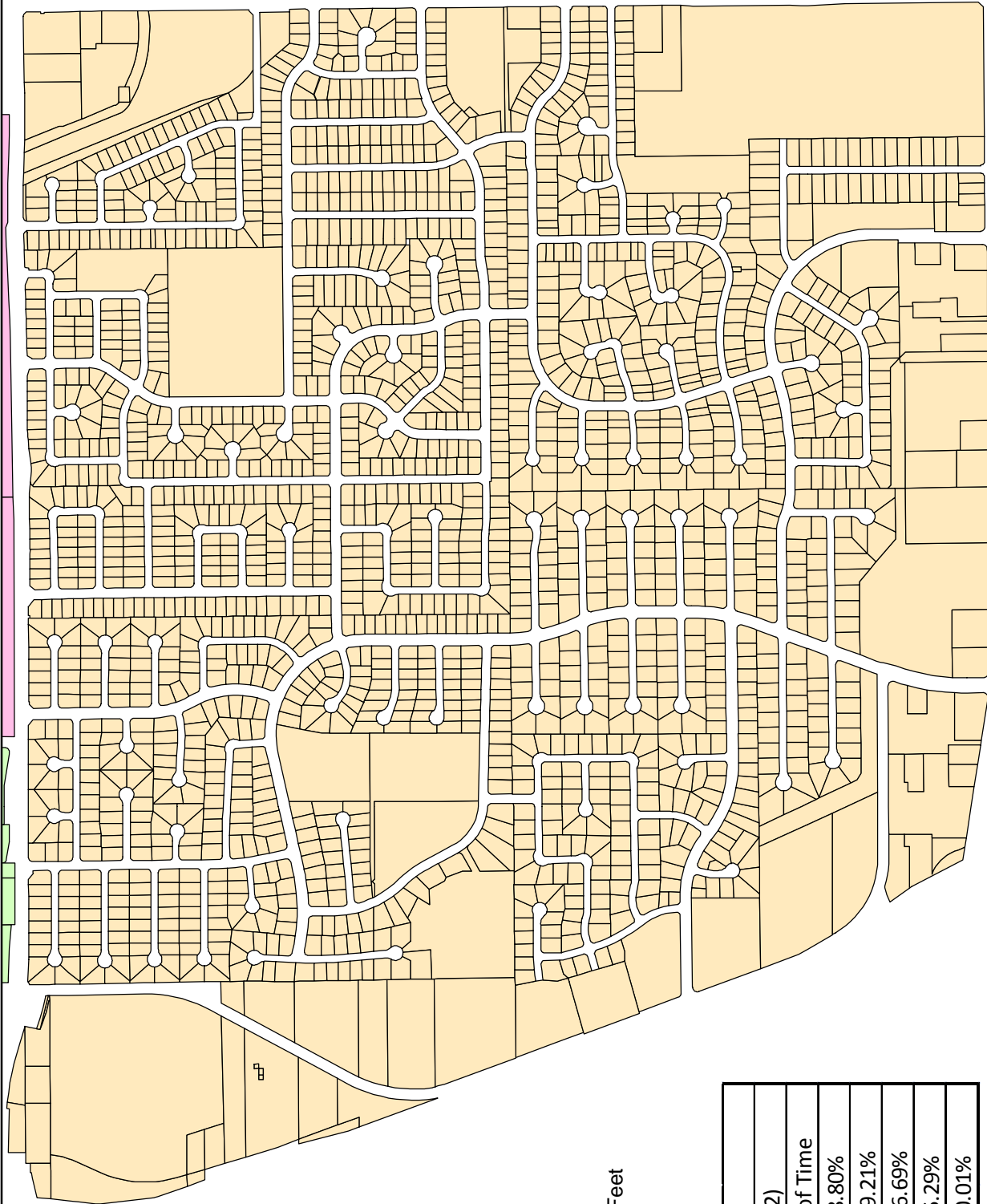
Note: Sample Station takes a reading every 5 minutes.

April 2014



Elk Grove Water District
System Pressure Monitoring

Projected Coordinate System:
NAD 83 State Plane CA II FIPS 0402
Source:EGWD GIS database
Created by: Bruce Kamilos
May 12, 2014



Legend

- Sample Station

Parcels

Sample Station Coverage

- Station 1
- Station 9
- Station 2



1 inch = 833 feet

Sample Area	
Emerald Vista (SA 2)	
Range of PSI	% of Time
> 75	8.80%
65-75	49.21%
55-65	36.69%
45-55	5.29%
< 45	0.01%

Sample Station #2

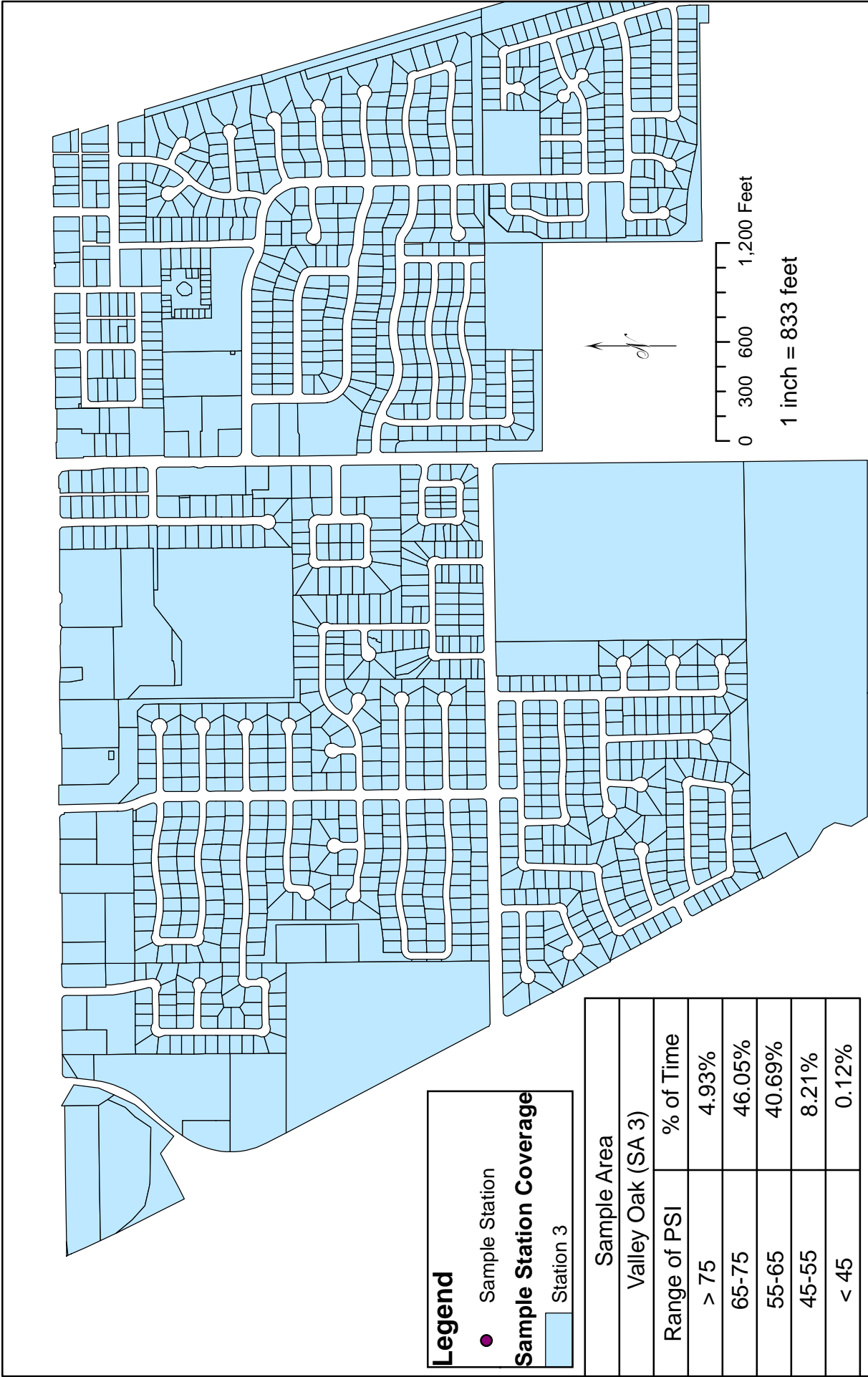
Note: Sample Station takes a reading every 5 minutes.

April 2014



Elk Grove Water District
System Pressure Monitoring

Projected Coordinate System:
 NAD 83 State Plane CA II FIPS 0402
 Source: EGWD GIS database
 Created by: Bruce Kamilos
 May 12, 2014



Legend
 ● Sample Station
Sample Station Coverage
 Station 3

Sample Area	
Valley Oak (SA 3)	
Range of PSI	% of Time
> 75	4.93%
65-75	46.05%
55-65	40.69%
45-55	8.21%
< 45	0.12%

Sample Station #3

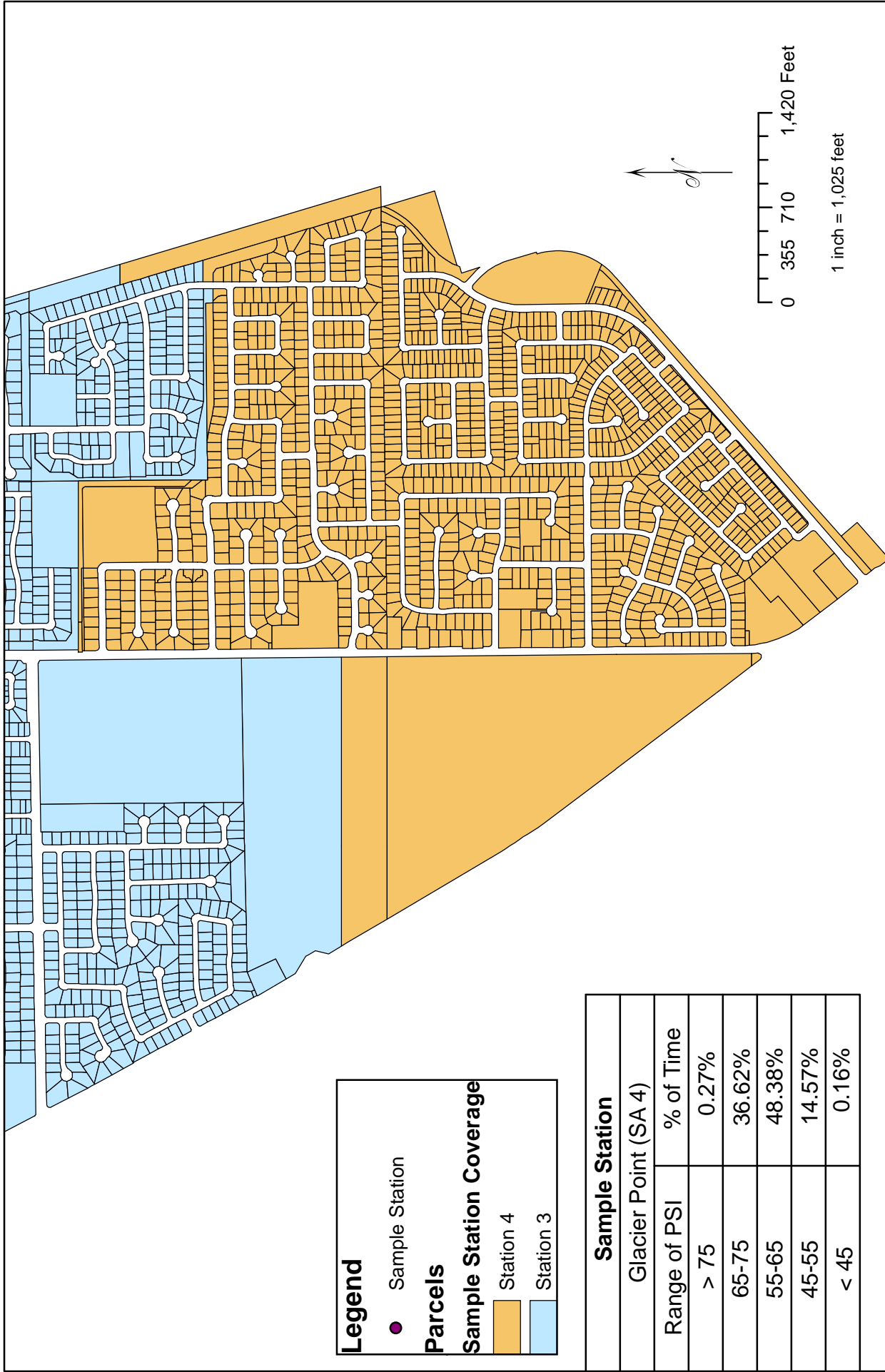
Note: Sample Station takes a reading every 5 minutes.

April 2014



Elk Grove Water District
 System Pressure Monitoring

Projected Coordinate System:
 NAD 83 State Plane CA II FIPS 0402
 Source: EGWD GIS database
 Created by: Bruce Kamilos
 May 12, 2014



Legend

- Sample Station

Parcels

Sample Station Coverage

- Station 4
- Station 3

Sample Station	
Glacier Point (SA 4)	
Range of PSI	% of Time
> 75	0.27%
65-75	36.62%
55-65	48.38%
45-55	14.57%
< 45	0.16%



Elk Grove Water District

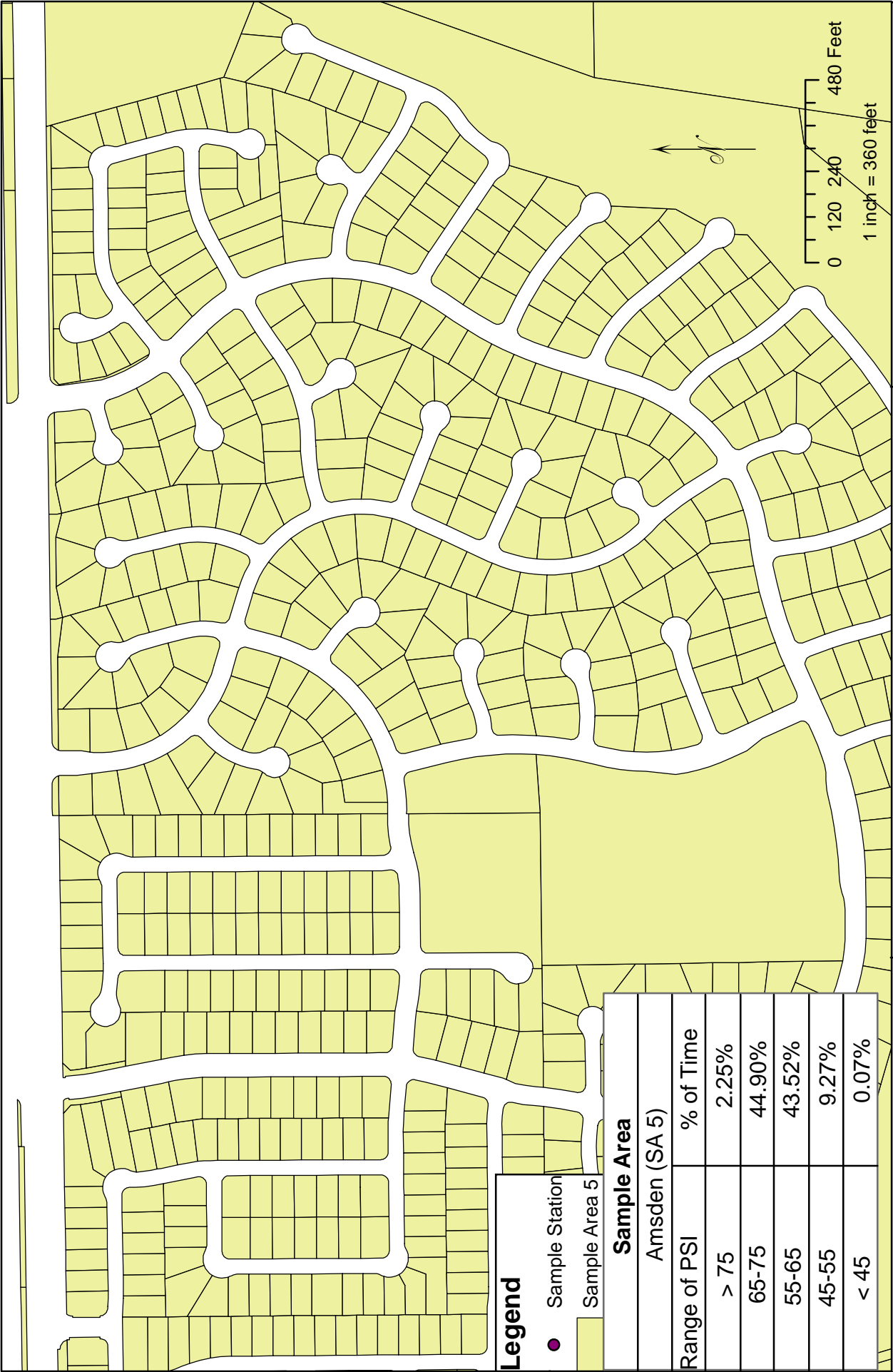
System Pressure Monitoring

Projected Coordinate System:
 NAD 83 State Plane CA II FIPS 0402
 Source: EGWD GIS database
 Created by: Bruce Kamilos
 May 12, 2014

Sample Station #4

Note: Sample Station takes a reading every 5 minutes.

April 2014



Projected Coordinate System:
 NAD 83 State Plane CA II FIPS 0402
 Source: EGWD GIS database
 Created by: Bruce Kamilos
 May 12, 2014

Elk Grove Water District
 System Pressure Monitoring



Legend


- Sample Station
- Sample Area 5

Sample Area	
Amsden (SA 5)	
Range of PSI	% of Time
> 75	2.25%
65-75	44.90%
55-65	43.52%
45-55	9.27%
< 45	0.07%

Sample Station #5

Notes: Sample Station takes a reading every 5 minutes.

April 2014



Legend

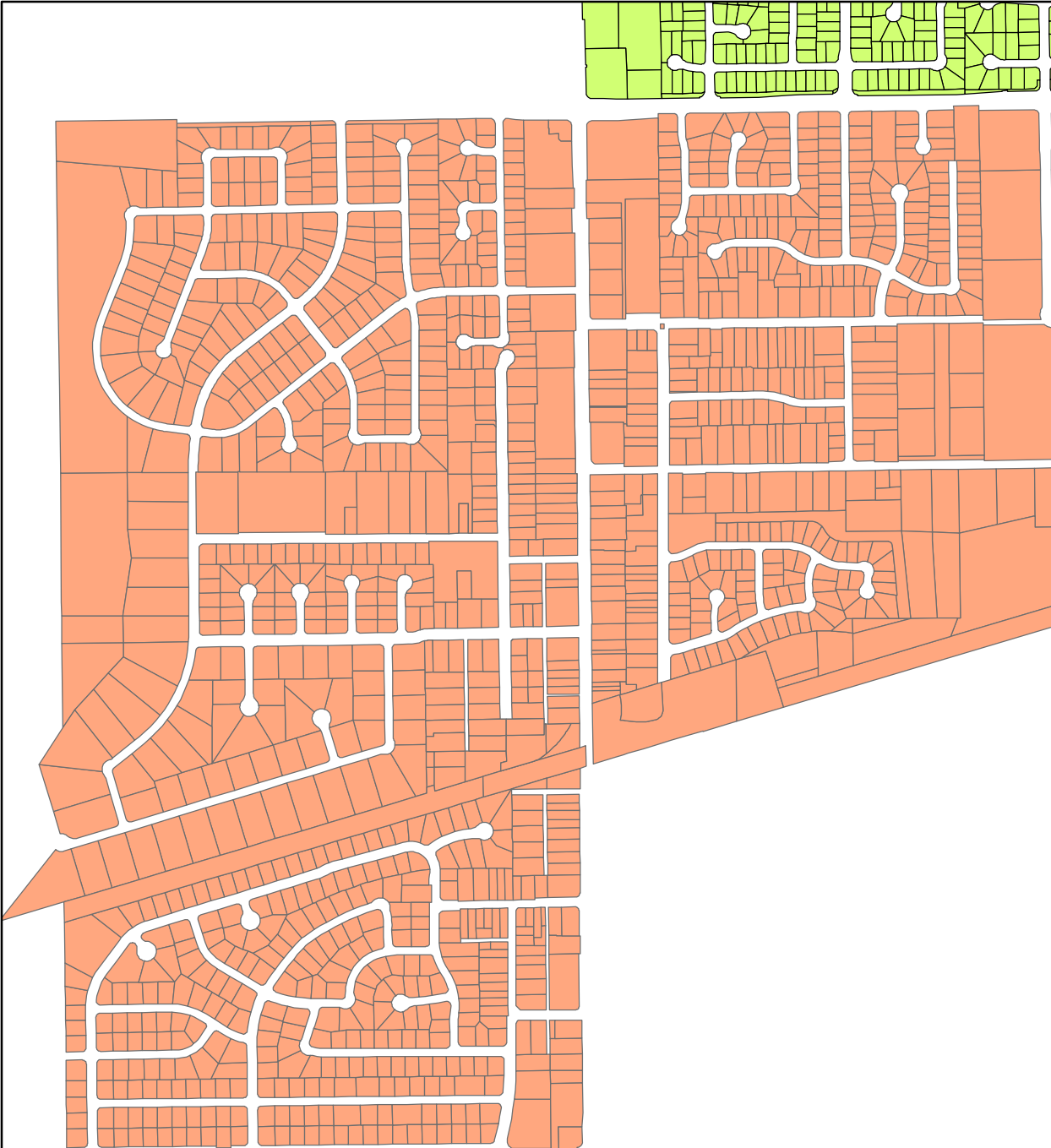
- Sample Station

Parcels

Sample Station Coverage

- Station 6
- Station 7

Sample Area	
Rancho (SA 6)	
Range of PSI	% of Time
> 75	0.33%
65-75	37.45%
55-65	47.14%
45-55	14.89%
< 45	0.19%



Elk Grove Water District
System Pressure Monitoring

Projected Coordinate System:
NAD 83 State Plane CA II FIPS 0402
Source: EGWD GIS database
Created by: Bruce Kamilos
May 12, 2014

Sample Station #6
Note: Sample Station takes a reading every 5 minutes.
April 2014

Legend

- Sample Station

Parcels

Sample Station Coverage

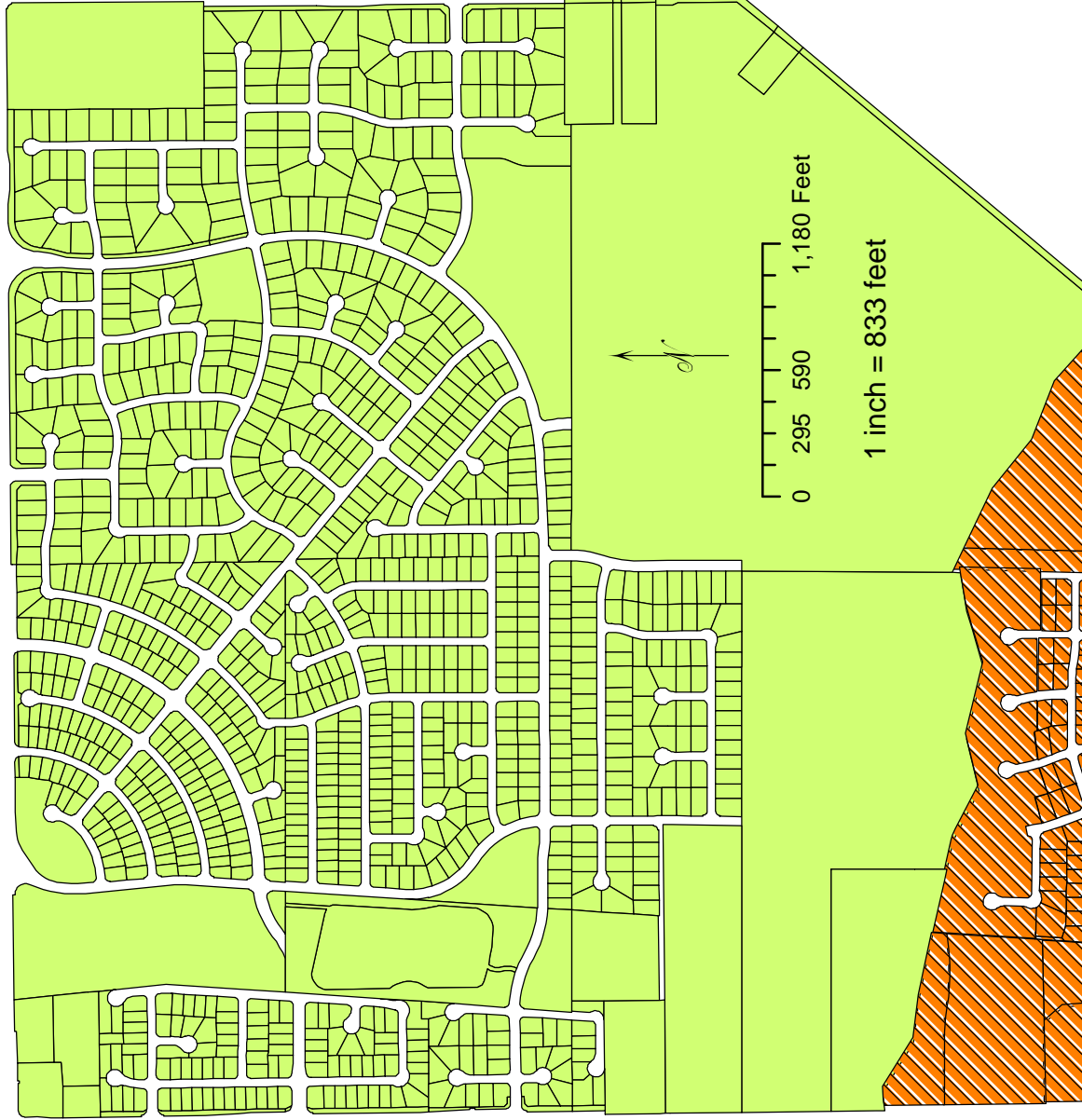
- Station 10
- Station 7

Sample Area	
Mainline (SA 7)	
Range of PSI	% of Time
> 75	0%
65-75	8.03%
55-65	90.66%
45-55	1.31%
< 45	0%

Sample Station #7

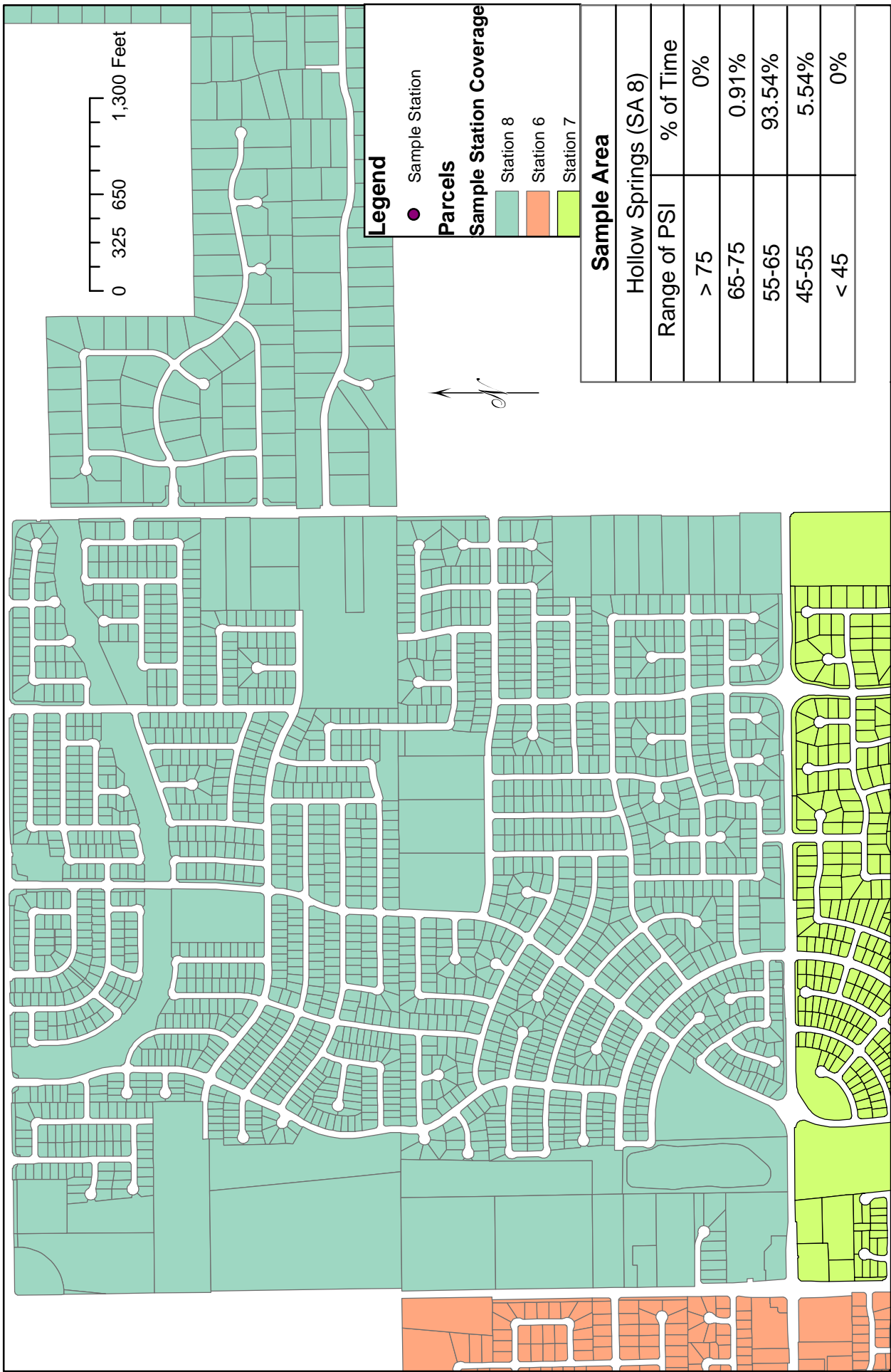
Note: Sample Station takes a reading every 5 minutes.

April 2014



Elk Grove Water District
System Pressure Monitoring

Projected Coordinate System:
NAD 83 State Plane CA II FIPS 0402
Source: EGWD GIS database
Created by: Bruce Kamilos
May 12, 2014

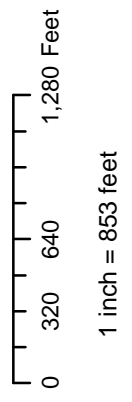
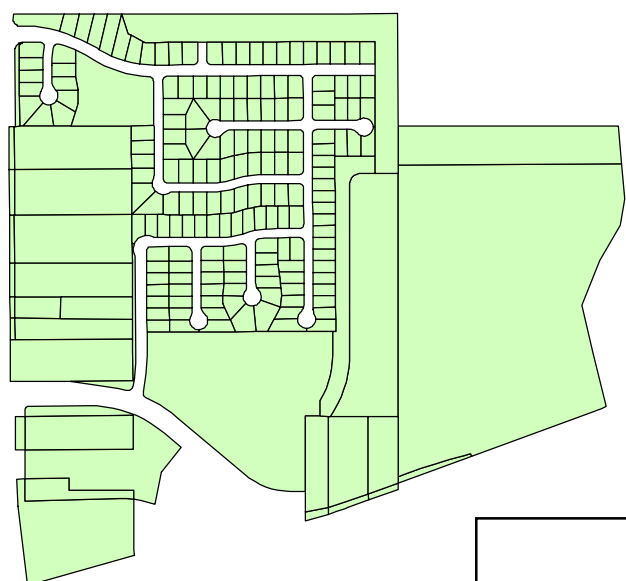
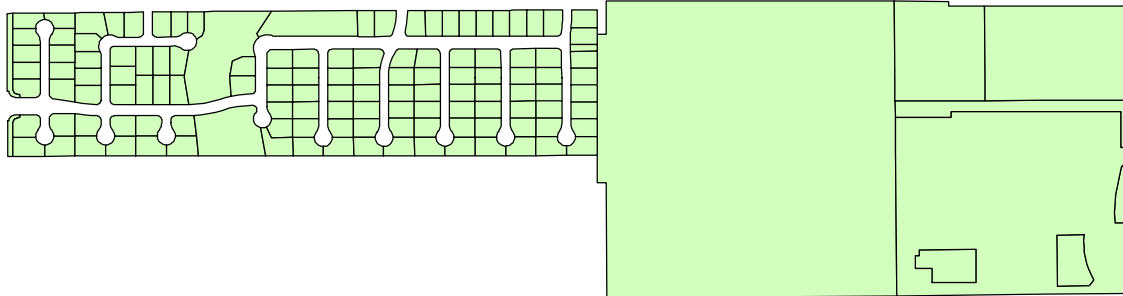
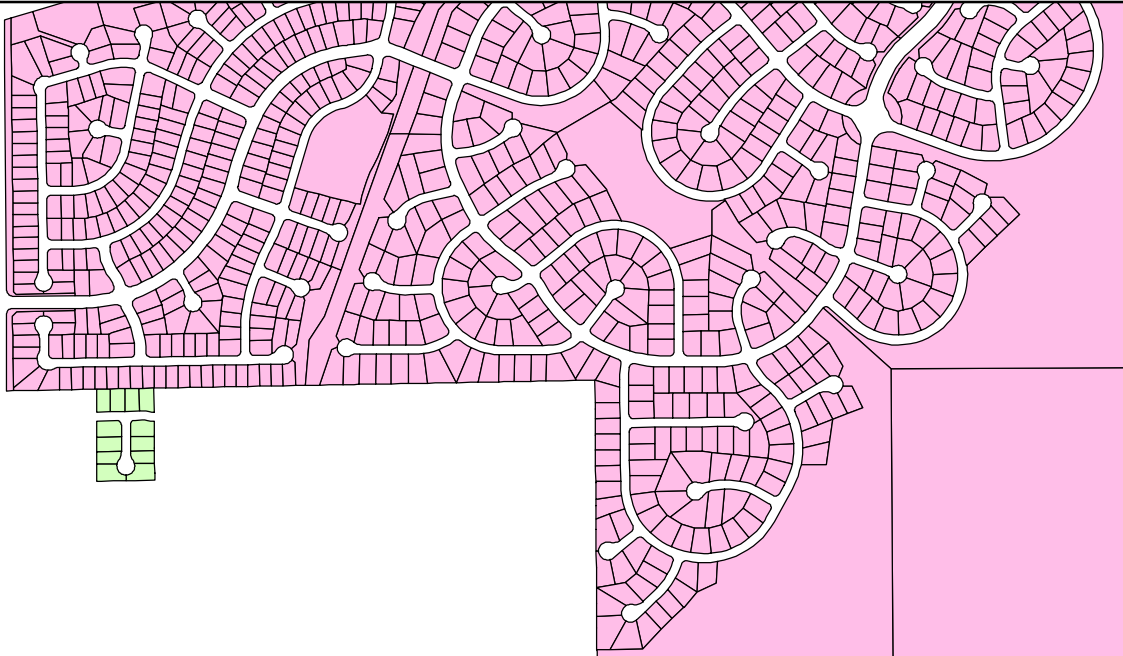


Projected Coordinate System:
 NAD 83 State Plane CA II FIPS 0402
 Source: EGWD GIS database
 Created by: Bruce Kamilos
 May 12, 2014

Elk Grove Water District
 System Pressure Monitoring

Sample Station #8
 Note: Sample Station takes a reading every 5 minutes.
 April 2014





Legend

- Sample Station

Parcels

Sample Station Coverage

- Station 1
- Station 9

Sample Area	
Blackman (SA 9)	
Range of PSI	% of Time
> 75	0.76%
65-75	77.87%
55-65	21.35%
45-55	0%
< 45	0.01%

Sample Station #9

Note: Sample Station takes a reading every 5 minutes.

April 2014



Elk Grove Water District
System Pressure Monitoring

Projected coordinate system:
NAD 83 State Plane CA II FIPS 0402
Source: EGWD GIS database
Created by: Bruce Kamilos
May 12, 2014

Legend

● Sample Station

▨ Station 10

Sample Area

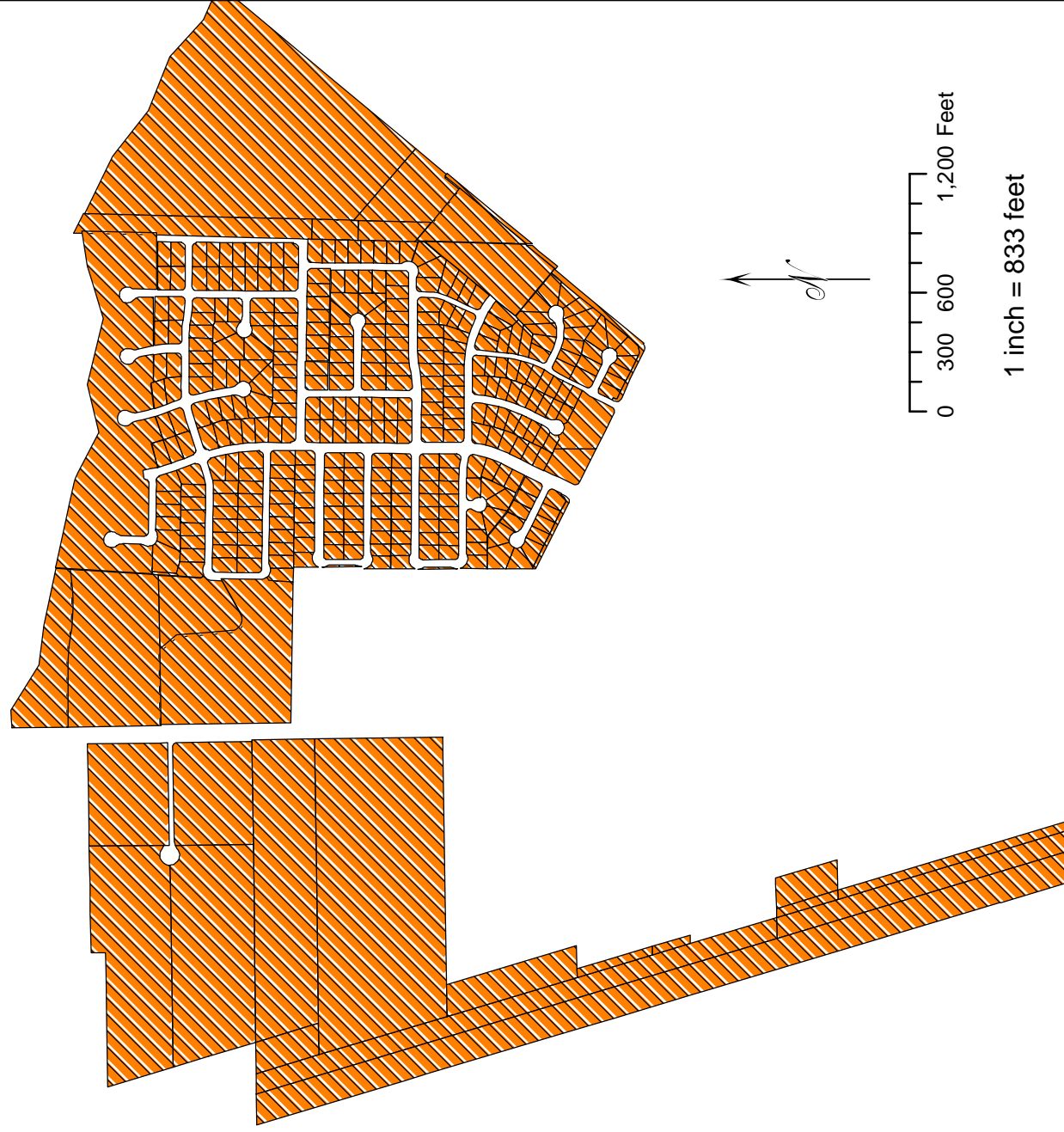
Oreo Ranch (SA 10)

Range of PSI	% of Time
> 75	0%
65-75	15.42%
55-65	84.03%
45-55	0.56%
< 45	0%

Sample Station #10

Note: Sample Station takes a reading every 5 minutes.

April 2014



Elk Grove Water District System Pressure Monitoring

Projected Coordinate System:
NAD 83 State Plane CA II FIPS 0402

Source: EGWD GIS database
Created by: Bruce Kamilos
May 12, 2014



IT REPORT

April 2014

The IT Department as part of its routine activities provided security (which includes defending the network against intrusion, Anti-Virus and Anti-Spam measures), general services to end-users while working off a list of priorities. The overall purpose of these services is to ensure that network resources are available for users when they need them. As such the IT Department strives for maximum uptime of all services. Scheduled and unscheduled maintenance will affect the uptime:

Total services monitored: 397

Total uptime: Admin = 99.938% Railroad = 99.958%

Details for the Activities for the Month of April:

Security:

Attempts against the network, defended against: 1338 (compared to 1055 of last month). Each number is a separate attempt at intrusion into the network at either Railroad or at Admin facilities. The breakdown of this is:

Admin: 1210

Railroad: 119

Malicious code blocked:

Admin: 430 (Low Risk: 100%)

Railroad: 150 (Low Risk 100%)

OpenDNS: 2818

MailScanner: 15

Spam filtered:

Messages rejected before being allowed into the network: 100,678

Messages filtered as SPAM: 1,855

Messages let through as GOOD: 5,596

Total Email Messages: 108,129

In summary:

The high volume of email is still a matter of concern as this currently provides the most accessible vector for attack and infection.



Total Spam filtered since March 2013/ by Month

Trouble Tickets Resolved:

Each day the IT Dept works on help desk tickets as requested by users or as required to troubleshoot situations. Below is a summary of the tickets worked on this month.

Count	Summary
4	EGWS-SBS Disk Cleanup events
4	Windows Server Update Services (patch maintenance) events
16	Daily Checklist events
29	Individual user requests for assistance

Present and Future Activities:

The IT Department works on an approved list of IT priorities to ensure that all systems are kept in top working condition and plans for future upgrades as systems become outdated or reach their planned end-of-life.

Security:

For the month of April, we passed our external security audit. No action items were found. At the end of April a severe vulnerability was found, affecting all version of Internet Explorer (software used to “browse” the internet). The information from the industry indicated that Windows XP would not be patched since XP had passed its end-of-life for extended support on the 8th of April. As soon as this vulnerability was disclosed, the IT Department took action to mitigate the severity of the issue by disabling the affected control within Internet Explorer so that this could not be exploited. However within days of the vulnerability being disclosed, Microsoft issued an emergency update even for Windows XP and these patches were applied to all domain machines.

Another severe vulnerability, dubbed Heartbleed, was discovered in early April. The IT Department immediately investigated and found that no internet facing servers or services were affected. The District did however have internal servers that were affected by this vulnerability and these were patched immediately as vendors provided patches for their systems. Additionally over the course of the next several days following the announcement the IT Department, working with its Vendors (such as Banks) also determined that there was no threat in its federated communication with these partners.

Monthly Server Patching

Each month a listing of all the security and patch updates is reviewed by the IT department before being approved for installation on the network. For the month of April, Microsoft released 4 Security Bulletins addressing 11 vulnerabilities, a total of 101 patches. All systems except SCADA were patched.

System Improvements:

Our firewall systems, though not vulnerable to the Heartbleed bug, were patched and made up-to-date with the latest software improvements. This added additional capabilities to the firewalls such as version 6 of the Internet Protocol (IPv6).

The IT Department completed setting up the Backflow Device Management servers and added these to the monitoring solution as well as the backup and recovery infrastructure.

The IT Department also assisted with the carpeting/furniture moves, which required breaking down and setting up all user workstations. All workstation set-ups were reviewed and needed corrections were made (such as ordering new UPS battery packs where these had expired or were not functioning correctly). Work was also done to close out over 5500 Service Requests in Cityworks that had been left open since Cityworks inception in June 2010.

May 28, 2014

TO: Chairman and Directors of the Florin Resource Conservation District

FROM: Dennis M. Coleman, Finance Manager/Treasurer

SUBJECT: **APPROVAL OF AGREEMENTS FOR THE MUNICIPAL BOND FINANCING TEAM**

RECOMMENDATION

It is recommended that the Board authorize the General Manager to sign agreements with Del Rio Advisors, LLC, Best Best & Krieger, LLP and Schiff Hardin, LLP and accept the Fee Proposal from Citigroup Global Markets, for services to be rendered with the proposed Elk Grove Water District, 2014 Series A Refunding Bond Issue.

Summary

As part of reviewing and implementing strategies that will assist the Elk Grove Water District (EGWD) in achieving financial stability, Staff is recommending that the Board approve the attached agreements and fee proposal with the firms mentioned above, for a proposed bond refunding, to achieve annual debt service payment savings to the district. By this action, the Board will approve the hiring of the bond financing team to start the process of the possible refunding of a portion of the District's outstanding debt to generate annual debt service savings.

DISCUSSION

Background

At the October 25, 2011 Board meeting, Mr. Kenneth Dieker of Del Rio Advisors, LLC, made a presentation to the Board about possible scenarios for debt refunding.

At the Finance Committee on June 12, 2012, Mr. Dieker made a presentation on four possible debt refunding scenarios to the Committee for consideration. Two of these scenarios were recommended by Staff and were incorporated in the water rate study being conducted by Willdan Financial Services.

At the August 13, 2012 Finance Committee, Staff made a presentation to the Committee on the basics of municipal bond issuance as it relates to the parties involved and the process of issuing bonds.

APPROVAL OF AGREEMENTS FOR THE MUNICIPAL BOND FINANCING TEAM

Page 2

At the September 26, 2012 Board Meeting the Board approved hiring a bond finance team that included the following firms:

- Citigroup Global Markets – Underwriter
- Del Rio Advisors, LLC – Financial Advisor
- Best Best & Krieger, LLP – Bond Counsel
- Lofting & Jennings – Disclosure Counsel

The potential refunding was put on hold until the rate study was concluded and new rates were adopted since the then current rates reflected that the District would not be in compliance with the bond covenants in approximately three years from that time period.

The rate study was concluded and adopted by the Board on April 24, 2013 and the new rate structure was adopted by the Board on June 26, 2013. By the time the rates were adopted, the refinancing did not make economic sense and the refunding efforts were shelved.

At the May 14, 2014 Board meeting, Staff brought an item to the Board regarding a potential refunding opportunity for debt service savings of \$160,000 per year with total present value savings of \$1.8 million.

A presentation was made at that meeting by Ken Dieker of Del Rio Advisors, LLC and Jonathan Ash, Vice President with Citigroup Global Markets, outlining the potential refunding opportunity for a portion of the District's outstanding debt service. Staff received the direction at the meeting to return to the Board with the proposals and agreements from the members of the financing team to start the process of refunding the debt service.

Present Situation

Citigroup is recommended as the Underwriter and will market and sell the bonds to both institutional clients (funds) as well as retail clients who have accounts through their brokerage division. Citigroup is proposing two fees (see Attachment 1) which depend upon the underlying ratings that the District receives from the rating agency. The first fee is \$6.211, per thousand dollars of bonds issued, for a scenario in which the District receives an underlying rating of BBB+ from the rating agency. The second fee is \$5,961, per thousand dollars of bonds issued, for a scenario in which the District receives an underlying rating of A- from the rating agency.

APPROVAL OF AGREEMENTS FOR THE MUNICIPAL BOND FINANCING TEAM

Page 3

The Citigroup team will be headed by David Houston. Mr. Houston is the Managing Director and head of the firm's National Water Practice. He has managed over \$45 billion in water and wastewater bond issues.

Mr. Houston will be supported by, Jonathon Ash, Vice President.

Del Rio Advisors are recommended to be the Financial Advisor to the District for the proposed refunding. Mr. Ken Dieker is the principal of Del Rio Advisors, LLC. Mr. Dieker has participated in advising clients regarding the cash flows, pricing and financial aspects for 474 bond issues of approximately \$8.5 billion. Mr. Dieker is proposing a fee of \$64,000, including expenses, for this transaction as outlined in his proposed agreement (Attachment 2).

Best Best and Krieger, LLP is recommended to serve the District as Bond Counsel for the proposed refunding. Best Best & Krieger currently serves as the District's General Counsel. Mr. John Rottschaefter is a partner with the firm who is the head the firm's Public Finance Division and will prepare the most of the key documents for the proposed refunding. The firm has submitted a proposed agreement (Attachment 3), in the amount of \$72,500, including expenses, for the proposed refunding.

Staff previously recommended the law firm of Lofton & Jennings to serve as Disclosure Counsel for the proposed refunding back in September, 2012. The principal members of this firm joined the firm of Schiff Hardin, LLP and it is recommended that the District retain Schiff Hardin, LLP for this transaction. Ms. Jacquelynne Jennings will serve as Disclosure Counsel for the proposed refunding. The firm will prepare the Official Statement, which is the offering statement for the proposed refunding. In addition, the firm will prepare the continuing disclosure agreement as well as the purchase agreement. The firm has submitted a proposed agreement (Attachment 4), in the amount of \$62,500 for the proposed refunding.

FINANCIAL SUMMARY

In addition to the above mentioned agreements, there are other expenses that are estimated for this proposed refunding as follows:

- Rating Fee \$30,000 - \$35,000
- Miscellaneous \$19,000

The miscellaneous expenses include the Trustee fees, a report verifying that the escrow investments proposed meet the needs of the debt service of refunded bonds until they are called. The miscellaneous expenses also include printing costs.

May 28, 2014

APPROVAL OF AGREEMENTS FOR THE MUNICIPAL BOND FINANCING TEAM

Page 4

The only cost the District will incur should the bonds not be issued is the rating fee estimated to be \$30,000 to \$35,000. The rest of the fees are paid contingent upon the bonds being issued and are payable out of the bond proceeds.

Respectfully submitted,



DENNIS M. COLEMAN
FINANCE MANAGER/TREASURER

DMC:sp

Attachments:

1. Citigroup Global Markets Underwriting Fee Proposal
2. Agreement for Municipal Finance Advisor Services – Del Rio Advisors, LLC
3. Agreement for Bond Counsel Services – Best Best & Krieger, LLP
4. Professional Services Agreement – Schiff Hardin, LLP



FLORIN RESOURCE CONSERVATION DISTRICT (“FRCD”)

Proposed Revenue Refunding Bonds

Elk Grove Water Service, Series 2014A

Citi’s Response to the Request to Provide Underwriting Services

- > Proposed Fees and Relevant Comparables
- > Banking Team Experience



In connection with any proposed transaction and any discussions leading up to a transaction, Citi will be acting solely as a principal and not as your agent, advisor, account manager or fiduciary. Citi has not assumed a fiduciary responsibility with respect to the proposed transaction, and nothing in this or in any prior relationship between you and Citi will be deemed to create an advisory, fiduciary or agency relationship between us in respect of a proposed transaction. You should consider carefully whether you would like to engage an independent advisor to represent or otherwise advise you in connection with any proposed transaction, if you have not already done so.

Attachment 1

Citigroup Global Markets: Proposed Underwriting Fees. In the accompanying table, please find Citi's proposed fees as they relate to the Florin Resources Conservation District's anticipated refunding transaction. We have calculated the estimated average takedown based upon an amortization structure that produces level debt service. Additionally we have assumed that the refunding is issued as revenue bonds that carry underlying ratings of either "BBB+" or "A-" from Standard & Poor's. It is crucial to note that both scenarios, our fees assume the bonds are issued with bond insurance. We believe these proposed fees to be fair and reflective of market conditions. Citi is proposing to use Stradling Yocca Carlson & Rauth as our underwriter's counsel with a total cost of \$30,000. While the total underwriter's discount will change, based upon the total par amount, we would like to offer our Per Bond (\$/1,000) to represent our underwriting fee. We would be happy to discuss any aspect of our fee proposal, as appropriate.

Fee Scenario 1: "BBB+" Underlying Credit Rating			Fee Scenario 2: "A-" Underlying Credit Rating		
Proposed Takedown	Per \$1,000	Total	Proposed Takedown	Per \$1,000	Total
Management Fee	\$1.000	\$25,000.00	Management Fee	\$1.000	\$25,000.00
Takedown	3.750	93,750.00	Takedown	3.500	87,500.00
Expenses	1.461	36,531.50	Expenses	1.461	36,531.50
Total	\$6.211	\$155,281.50	Total	\$5.961	\$149,031.50
*Assumes \$25 million 30-year level debt service structure			*Assumes \$25 million 30-year level debt service structure		
Expense Detail	Per \$1,000	Total	Expense Detail	Per \$1,000	Total
Underwriter's Counsel	\$1.200	\$30,000.00	Underwriter's Counsel	\$1.200	\$30,000.00
Day Loan	0.028	700.00	Day Loan	0.028	700.00
Dalcomp	0.064	1,607.50	Dalcomp	0.064	1,607.50
CDIAC	0.120	3,000.00	CDIAC	0.120	3,000.00
CUSIP	0.029	724.00	CUSIP	0.029	724.00
Closing Costs	0.020	500.00	Closing Costs	0.020	500.00
Total Expenses	\$1.461	\$36,531.50	Total Expenses	\$1.461	\$36,531.50

Citigroup Global Markets: Relevant Comparables. Provided below are recent market comparables that maintained similar characteristics to the District's proposed refunding transaction. All comparable transactions are for California, water district bonds or certificates of participation that maintain credit ratings at the "A-" level from Standard & Poor's. As is evident, Citi's proposed underwriting fee for Florin Resources Conservation District is among the lowest in the provided comparables.

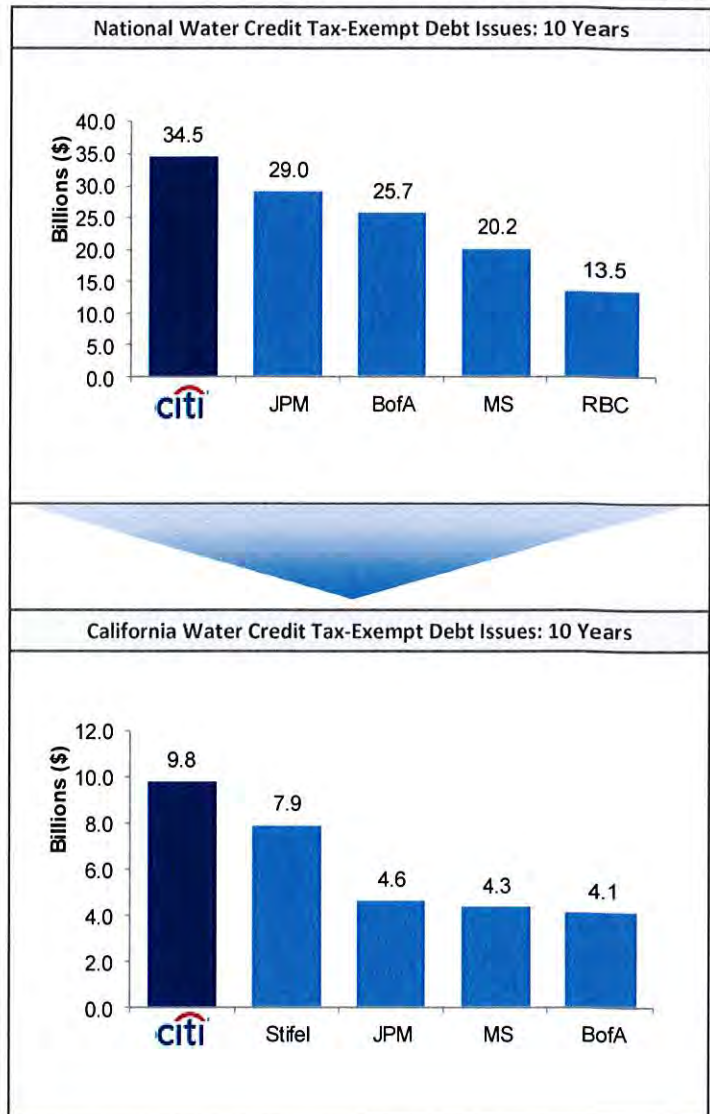
Sale Date	Issuer	Issue	Series	Par Amount (\$MM)	S&P Credit Rating	Underwriter	Underwriting Fee (\$/1000)
4/4/2012	Imperial Public Financing Authority	Revenue Bonds	Series 2012	8.55	"A-"	Cabrera Capital	9.00
4/4/2012	Imperial Public Financing Authority	Revenue Bonds	Series 2012	10.07	"A-"	Cabrera Capital	9.00
4/19/2012	West Stanislaus Irrigation District	Rev Certificates of Participation	Series 2012 A	15.22	"A-"	Citi	8.22
11/14/2013	Stockton Public Financing Authority ⁽¹⁾	Fixed Rate Conversion	Series 2013	54.14	"A-"	Citi	9.74
11/20/2013	Guam Waterworks Authority ⁽²⁾	Revenue Bonds	Series 2013	172.63	"A-"	Citi	7.31
SUMMER / FALL 2014	FLORIN RESOURCES CONSERVATION DISTRICT	REVENUE REFUNDING BONDS	SERIES 2014A	~ 25.00	"BBB+"	Citi	6.21
SUMMER / FALL 2014	FLORIN RESOURCES CONSERVATION DISTRICT	REVENUE REFUNDING BONDS	SERIES 2014A	~ 25.00	"A-"	Citi	5.96

(1) Maintain credit ratings of Ba1 and BBB from Moody's and Fitch, respectively.
 (2) Maintain credit ratings of Ba1 and BB from Moody's and Fitch, respectively.

Citigroup Global Markets: Relevant Qualifications. Citi is a leading underwriter of tax-exempt municipal bonds. For the last 10 years, no other firm has placed more tax-exempt municipal securities with investors than Citi. In that time frame, we have also been the pre-eminent investment bank for water credits in the nation as well as in California. And this experience matters: our work to be the senior manager on such a significant volume of transactions indicates that we know investors. Moreover, we know how to market and tell the credit and security story of any debt issuance and we know our audience. Our unparalleled experience with serving as a senior manager on tax-exempt debt issues, specifically water credits, demonstrates that we have an established relationship with the buyer base and that we can execute at the best levels.

Citi's National Tax-Exempt, Water Credit Rankings. Over the past decade, Citi was the primary underwriter of all tax-exempt, water credit debt issues in the national arena. Since 2004, Citi has senior managed 360 issues, totaling more than \$34.4 billion in par and representing approximately 13.2% of the market share.

Citi's California Tax-Exempt, Water Credit Rankings. Citi is the leading underwriter of water credit revenue backed financings within California. Over the last ten years in the State, we are the #1 ranked senior manager of revenue bonds with a total market share of 20%.



Water Expertise

David Houston
 Managing Director
 Head of Citi's National Water Practice

Sacramento
 (916) 488-4750
 david.houston@citi.com

Mr. Houston heads Citi's Water Finance Group and has been in the water industry for more than 39 years. Prior to joining Citigroup in 1990, Mr. Houston had 15 years of management experience with local and federal agencies. During his tenure with local agencies, his experiences ranged from developing regional plans for air and water quality to the design, financing and construction of facilities for water and wastewater, flood control and general government infrastructure. As Regional Director of the Mid-Pacific Region of the U.S. Bureau of Reclamation and as Deputy Assistant Secretary of the U.S. Department of the Interior, he had hands on management responsibility for some of the largest and most geographically diverse water and power projects in the Country. Since joining Citi, Mr. Houston has senior managed more than 800 water and wastewater financings totaling in excess of \$55 billion including fixed rate, variable rate, commercial paper, long- and short-term issues and has managed complex transactions including utility system acquisitions, interest rate swaps/caps/collars, derivative products, green-field and other project financings, and contract supported projects with multiple parties. Mr. Houston has senior managed engagements for public water enterprises all across the country including as examples, transactions for States such as California, Indiana, Illinois, Michigan, Nevada, New York, Texas, Utah and Wisconsin; Special Agencies and Districts; Central Basin MWD, Castaic Lake

Water Agency, Eastern MWD, East Bay MUD, Inland Empire Utilities Agency, Kern County Water Agency, Las Vegas Valley Water District, Metropolitan Water District of Southern California, Mojave Water Agency, MWD of Orange County, Orange County Water District, Santa Clara Valley Water District, Sacramento Regional Sanitation District, Sacramento Suburban Water District, Tampa Bay Water, West Basin MWD, Westlands Water District; Cities and Counties: Clark, Cleveland, Dallas, DeKalb, Detroit, El Paso, Fresno, Honolulu, Houston, Los Angeles, Portland, San Antonio, San Diego, San Francisco, Seattle, Stockton, Tacoma, and Tucson; Authorities and Joint Action Agencies: Central Coast Water Authority, The Guam Water Authority, Houston Area Water Corp., Orange County Sanitation District, Peace River Water Authority, San Diego County Water Authority, San Luis and Delta Mendota Water Authority, Southern Nevada Water Authority, Tampa Bay Water, Truckee Meadows Water Authority, Washington DC Water and Sewer Authority, and many others. Mr. Houston is a Registered Representative and Municipal Securities Principal with the NASD and MSRB and holds securities licenses Series 52, 53, 63 and Series 79. Mr. Houston graduated from Utah State University with a BS in Pre-Law and MS in Political Science/Economics and has completed post-graduate work in engineering and chemistry at the University of Nevada Reno.

Banking Execution

Jonathan Ash

Vice President

Water Infrastructure Specialist

San Francisco

(415) 951-1745

jonathan.a.ash@citi.com

Mr. Ash provides day-to-day and ongoing analytical, technical and quantitative support for municipal clients across multiple sectors, including state-level governments, public utilities, transportation authorities, and public water systems, agencies and districts. Mr. Ash has extensive water system experience throughout California, having worked the El Dorado Irrigation District, Montecito Water District, Carpinteria Valley Water District, Inland Empire Utilities Agency, the City of Stockton, Delano-Earlimart Irrigation District, San Luis Delta Mendota Water Authority, Orange County Water District, Mesa Consolidated Water District, East Bay Municipal Utilities District, Castaic Lake Water Agency, Westlands Water District, San Diego County Water Authority, Metropolitan Water District of Southern California, as well as the California Department of Water Resources. He graduated Magna Cum Laude from the University of Tampa with a Bachelor of Science in Finance, completing honors curriculum in his discipline. He is a Registered Representative with the NASD and MSRB (Series 52 and 63) and Corporate Investment Banker (Series 79).

Day-to-Day Banking Support and Quantitative Analysis

Saad Rahman

Analyst

Western Region

Los Angeles

(213) 486-7199

saad.rahman@citi.com

Saad joined Citi's Los Angeles Public Finance Department in June 2013 after graduating with a Bachelor of Science degree in Business Administration from UC Berkeley. Saad regularly provides analytic and quantitative support for California water districts and agencies throughout the state, including the San Diego County Water Authority, San Francisco Public Utilities Commission, Orange County Water District, and Irvine Ranch Water District. Saad is a Registered Representative (Series 52, 63, and 79).

Any terms set forth herein are intended for discussion purposes only and are subject to the final terms as set forth in separate definitive written agreements. This presentation is not a commitment to lend, syndicate a financing, underwrite or purchase securities, or commit capital nor does it obligate us to enter into such a commitment, nor are we acting as a fiduciary to you. By accepting this presentation, subject to applicable law or regulation, you agree to keep confidential the existence of and proposed terms for any transaction contemplated hereby (a "Transaction").

Prior to entering into any Transaction, you should determine, without reliance upon us or our affiliates, the economic risks and merits (and independently determine that you are able to assume these risks) as well as the legal, tax and accounting characterizations and consequences of any such Transaction. In this regard, by accepting this presentation, you acknowledge that (a) we are not in the business of providing (and you are not relying on us for) legal, tax or accounting advice, (b) there may be legal, tax or accounting risks associated with any Transaction, (c) you should receive (and rely on) separate and qualified legal, tax and accounting advice and (d) you should apprise senior management in your organization as to such legal, tax and accounting advice (and any risks associated with any Transaction) and our disclaimer as to these matters. By acceptance of these materials, you and we hereby agree that from the commencement of discussions with respect to any Transaction, and notwithstanding any other provision in this presentation, we hereby confirm that no participant in any Transaction shall be limited from disclosing the U.S. tax treatment or U.S. tax structure of such Transaction.

IRS Circular 230 Disclosure: Citigroup, Inc. and its affiliates do not provide tax or legal advice. Any discussion of tax matters in these materials (i) is not intended or written to be used, and cannot be used or relied upon, by you for the purpose of avoiding any tax penalties and (ii) may have been written in connection with the "promotion or marketing" of the Transaction. Accordingly, you should seek advice based on your particular circumstances from an independent tax advisor.

We are required to obtain, verify and record certain information that identifies each entity that enters into a formal business relationship with us. We will ask for your complete name, street address, and taxpayer ID number. We may also request corporate formation documents, or other forms of identification, to verify information provided.

Any prices or levels contained herein are preliminary and indicative only and do not represent bids or offers. These indications are provided solely for your information and consideration, are subject to change at any time without notice and are not intended as a solicitation with respect to the purchase or sale of any instrument. The information contained in this presentation may include results of analyses from a quantitative model which represent potential future events that may or may not be realized, and is not a complete analysis of every material fact representing any product. Any estimates included herein constitute our judgment as of the date hereof and are subject to change without any notice. We and/or our affiliates may make a market in these instruments for our customers and for our own account. Accordingly, we may have a position in any such instrument at any time.

Although this material may contain publicly available information about Citi corporate bond research or economic and market analysis, Citi policy (i) prohibits employees from offering, directly or indirectly, a favorable or negative research opinion or offering to change an opinion as consideration or inducement for the receipt of business or for compensation; and (ii) prohibits analysts from being compensated for specific recommendations or views contained in research reports. So as to reduce the potential for conflicts of interest, as well as to reduce any appearance of conflicts of interest, Citi has enacted policies and procedures designed to limit communications between its investment banking and research personnel to specifically prescribed circumstances.

© 2014 Citigroup Global Markets Inc. Member SIPC. All rights reserved. Citi and Citi and Arc Design are trademarks and service marks of Citigroup Inc. or its affiliates and are used and registered throughout the world.

efficiency, renewable energy & mitigation

AGREEMENT FOR MUNICIPAL FINANCE ADVISOR SERVICES

This agreement (AGREEMENT) is between the Florin Resource Conservation District (DISTRICT) and Del Rio Advisors, LLC (CONSULTANT), a California limited liability company.

RECITALS

- A. DISTRICT requires the services of a firm to act as Municipal Finance Advisor related to the:

**FLORIN RESOURCE CONSERVATION DISTRICT
2014 REFUNDING PROGRAM**

- B. CONSULTANT possesses distinct professional skills necessary to perform the services described in this AGREEMENT
- C. Now, therefore, DISTRICT and CONSULTANT agree as follows to Sections 1 – 9 of this AGREEMENT.

Table of Contents

Section 1 – Independent Contractor Status	Page 3
Section 2 – Services to be Provided	Page 4
Section 3 – Assignment	Page 6
Section 4 – Term	Page 6
Section 5 – Termination	Page 6
Section 6 – Confidentiality	Page 6
Section 7 – Payment and Expenses	Page 7
Section 8 – CONSULTANT’S Responsibility	Page 8
Section 9 – Notices	Page 9
Signatures	Page 10

1. Independent Contractor Status:

CONSULTANT is an independent contractor and has control over the means and methods of performing the services contemplated by this AGREEMENT.

CONSULTANT understands that its services are being offered as an independent contractor. Nothing in the AGREEMENT shall in any way mean that CONSULTANT or any of its agents or employees is an agent, employee or representative of DISTRICT.

2. Services to be Provided:

CONSULTANT shall provide the following services:

- A. CONSULTANT shall advise DISTRICT and perform and take responsibility for Consulting Services with respect to DISTRICT, as requested, including, but not limited to the following:
1. Either create or actively participate in the development of a sound financial plan.
 2. Determine the most cost effective way to carry out the plan that is being considered including recommending innovative alternatives.
 3. Either take primary responsibility for or review all quantitative analysis related to the project including: sources and uses of funds, debt service schedules, savings calculations, pro forma cash flows, etc.
 4. Develop a detailed financing schedule and interested parties list.
 5. Review and comment on all preliminary legal documents and the preliminary official statement.
 6. Coordinate the efforts of bond counsel, disclosure counsel, underwriter, underwriter's counsel, trustee, etc. with respect to the preparation and approval of the financing documents.
 7. Attend all meetings and present materials as needed.
 8. Prepare and coordinate comprehensive presentations to the rating agencies and bond insurer(s), if needed.
 9. Prepare detailed costs of issuance and recommend a gross spread (underwriter's discount) level for the sale.

10. Undertake pre-pricing analysis prior to sale.
 11. Advise with respect to pricing on day of sale and assist in the final negotiation of pricing.
 12. Provide a post-pricing analysis with relevant comparables to assist the issuer in memorializing the transaction.
 13. Review and coordinate the printing and delivery of the final official statement.
 14. Review and comment on all final legal documents.
- B. CONSULTANT shall be responsible and readily available to the DISTRICT (or designee) for the handling and answering of any and all questions, inquiries, and correspondence from interested persons referred to CONSULTANT by DISTRICT (or designee) regarding the services CONSULTANT has performed under this AGREEMENT.
- C. CONSULTANT shall make a reasonable effort to complete the tasks described above in a timely manner.
- D. CONSULTANT shall be ready and able to begin the services required by this AGREEMENT immediately upon its execution and shall perform such services diligently until this AGREEMENT terminates.

3. Assignment:

CONSULTANT shall not assign this contract or any portion of it without the express written approval of the DISTRICT. The primary CONSULTANT assigned to this project is Kenneth L. Dieker, Principal.

4. Term:

The term of this AGREEMENT shall commence with the approval by DISTRICT of CONSULTANT and shall terminate either upon early termination (described below) or upon the successful sale and closing of the contemplated bonds and completion of the services listed in the AGREEMENT.

5. Termination:

DISTRICT and CONSULTANT agree that DISTRICT may terminate this AGREEMENT at any time before the scheduled expiration of the term by giving thirty (30) days written notice. Upon termination of the AGREEMENT before completion of the project, CONSULTANT shall surrender all documents and other pertinent information on the project to DISTRICT.

6. Confidentiality:

CONSULTANT shall not disclose or make use of confidential or proprietary information or knowledge that may be disclosed to him, directly or indirectly, in the course of any performance under this AGREEMENT. This Section survives termination of this AGREEMENT.

7. Payment and Expenses:

A. DISTRICT shall pay CONSULTANT for the services performed under this AGREEMENT a “not-to-exceed” fixed fee based upon the range of issue sizes listed in Table 7a below. Add \$1,500 for “not-to-exceed” normal reimbursable expenses including: travel, telephone, fax, conference calls, photocopying, overnight delivery, etc. The fee and reimbursable expenses would be contingent upon the sale of bonds and paid via the costs of issuance. If the bonds are not sold during the term of this AGREEMENT, DISTRICT will not be responsible for any fees or expenses under this AGREEMENT.

Table 7a

Fee Schedule

Low	High	Fee ⁽¹⁾
\$0	\$5,000,000	\$32,500
\$5,000,001	\$10,000,000	\$42,500
\$10,000,001	\$20,000,000	\$52,500
\$20,000,001	\$50,000,000	\$62,500
>\$50,000,000		\$72,500

⁽¹⁾ Add to this figure a “not-to-exceed” \$1,500 for normal reimbursable expenses.

B. Payments prescribed in this AGREEMENT shall constitute all compensation to CONSULTANT for all costs of its services. CONSULTANT shall be solely responsible for any payment of its insurance, taxes and all other expenses incurred in connection with the project.

- C. CONSULTANT shall invoice DISTRICT upon the successful closing of the financing. DISTRICT shall pay CONSULTANT, from costs of issuance, in an expedient manner in accordance with DISTRICT'S normal payment procedures.
- D. No officer, director, agent or employee of DISTRICT shall be personally liable with respect to any of the obligations of DISTRICT herein. This provision shall survive the termination of this AGREEMENT.

8. CONSULTANT'S Responsibility:

It is understood and agreed that CONSULTANT has the professional skills necessary to perform the work agreed and that DISTRICT relies upon the professional skills of the CONSULTANT to do and perform its work in a skillful and professional manner. It is further understood and agreed that the CONSULTANT has reviewed in detail the scope of work to be performed and that CONSULTANT agrees in its professional judgment said work can and shall be completed at the rate scale set forth in this AGREEMENT.

9. Notices:

Any notice to either party under the terms of this AGREEMENT shall be effective when sent in writing either by personal service, overnight mail or U.S. Mail (certified and return receipt requested) upon the authorized agent of DISTRICT at:

Florin Resource Conservation District
Mark Madison
General Manager
9257 Elk Grove Boulevard
Elk Grove, CA 95624
(916) 685-3556
mmadison@egwd.org

And to CONSULTANT at:

Del Rio Advisors, LLC
Kenneth L. Dieker
Principal
1325 Country Club Drive
Modesto, California 95356
(209) 543-8704
kdieker@delrioadvisors.com

EXECUTED under seal as of May _____, 2014

**FLORIN RESOURCE CONSERVATION DISTRICT
"DISTRICT"**

DATED _____

By: _____
Name:
Title:

**DEL RIO ADVISORS, LLC
"CONSULTANT"**

DATED _____

By: _____
Name:
Title:



BEST BEST & KRIEGER
ATTORNEYS AT LAW

Indian Wells
(760) 568-2611
Irvine
(949) 263-2600
Los Angeles
(213) 617-8100
Ontario
(909) 989-8584

3390 University Avenue, 5th Floor, P.O. Box 1028, Riverside, CA 92502
Phone: (951) 686-1450 | Fax: (951) 686-3083 | www.bbklaw.com

Sacramento
(916) 325-4000
San Diego
(619) 525-1300
Walnut Creek
(925) 977-3300
Washington, DC
(202) 785-0600

John R. Rottschaefer
(951) 826-8275
john.rotttschaefer@bbklaw.com

May 20, 2014

Mr. Mark Madison
General Manager
Florin Resource Conservation District
9257 Elk Grove Boulevard
Elk Grove, CA 95624

Re: Agreement for Bond Counsel Services for Florin Resource Conservation
District Revenue Refunding Bonds

Dear Mr. Madison:

We are pleased to submit this proposal for bond counsel services to the Florin Resource Conservation District (the "District") in connection with its proposed refunding of certain outstanding obligations of the District through the issuance of refunding revenue bonds (the "Bonds") in the approximate principal amount of \$25,000,000. The firm of Best Best & Krieger LLP would be pleased to serve as bond counsel on this financing and proposes to perform the following services on the basis set forth in this letter.

We will confer and consult with District staff on all matters relating to the Bond financing including participation in the review and selection of appropriate financing methods. We will assist the District in identifying the most advantageous method of financing based upon our experience and we will attend all meetings of the District's staff, Financial Advisor, Underwriter and consultants at which financing methods are to be discussed and analyzed for successful completion of the financing.

Our services will include the preparation of all agreements, resolutions, notices, certificate forms and all other legal documents required by California law for the issuance and sale of the Bonds. We also will review any official statement prepared on behalf of the District, and attend all meetings in which any action in connection with the proceedings is to be taken. We will also review any purchase contract pursuant to which the Underwriter proposes to purchase the Bonds.

Subject to completion of the financing to our satisfaction, Best Best & Krieger LLP will issue its approving legal opinion to the purchasers of the Bonds to the effect that all proceedings have been legally undertaken for the authorization, execution, sale and delivery of the Bonds, and that interest paid with respect to the Bonds is excluded from gross income for federal income



BEST BEST & KRIEGER
ATTORNEYS AT LAW

Mr. Mark Madison
May 20, 2014
Page 2

tax purposes and is exempt from State of California personal income tax. We will also issue appropriate supplemental opinions and certificates as may be necessary or appropriate.

Finally, we will confer and consult with District officials with respect to problems which may arise during the period of servicing and payment of the Bonds and provide any and all other services commonly expected of bond counsel.

Our fee for the foregoing legal services will be \$65,000 for a bond issue with a principal amount of \$25,000,000 or less. Should the principal amount of the Bonds issued exceed \$25,000,000, our fee would be increased by an amount equal to 0.125% of the excess over \$25,000,000.

The fee will be payable only upon completion and sale of the Bonds from the proceeds of the Bonds, and not otherwise. If other services are requested by the District which are not within the scope of those outlined above, they will be performed on a time basis at the hourly rate of the attorneys involved. In the event this financing is not completed for any reason, the District will have no liability for any fees incurred by our firm with respect to the financing.

In addition to the above bond counsel fees, we will be reimbursed by the District for any out-of-pocket expenses incurred by us in the course of our employment, such as long distance telephone calls, facsimile telephone transmission, messenger and courier services, travel at the request of the appropriate District officials, duplicating and the like. Our expenses would be payable even if the financing is not completed. We would not expect our expenses to exceed \$3,500.



BEST BEST & KRIEGER
ATTORNEYS AT LAW

Mr. Mark Madison
May 20, 2014
Page 3

If this arrangement is satisfactory to you, please authorize our employment according to the terms of this letter and return a signed copy to me for our files.

Very truly yours,


John R. Rottschaefer
of BEST BEST & KRIEGER LLP

TERMS OF BOND COUNSEL EMPLOYMENT
APPROVED THIS _____ DAY OF JUNE, 2014

General Manager
Florin Resource Conservation District



ONE MARKET
SPEAR STREET TOWER
THIRTY-SECOND FLOOR
SAN FRANCISCO, CALIFORNIA 94105
t 415.901.8700
f 415.901.8701
www.schiffhardin.com

Jacquelynn M. Jennings
415.901.8759
jjennings@schiffhardin.com

May 22, 2014

Mark Madison
General Manager
Florin Resource Conservation District
9257 Elk Grove Boulevard
Elk Grove, California 95624

Dear Mr. Madison:

Thank you for choosing to retain Schiff Hardin LLP, as successor to Lofton & Jennings, to provide the legal services described below.

The purpose of this letter is to confirm our agreement concerning the engagement. If you approve, please sign the enclosed copy in the space provided and return it to us or reply to the email forwarding this letter that you agree to its terms. If you have any questions, or if you would like to discuss possible modifications, do not hesitate to call.

Client and Scope of Representation

Our client will be Florin Resource Conservation District (the "District"). We will not have a lawyer-client relationship with any other affiliates of the District solely because of our representation of the District. Our engagement is to provide disclosure counsel services in connection with the prepayment of certain outstanding certificates of participation.

I will continue to be principally in charge of the services provided to the District, assisted by William M. Lofton, and possibly other lawyers as appropriate. If you wish, we will discuss with you any substantial changes in staffing that may become necessary or that you may desire.

Term of Engagement

Our representation will end in the ordinary course upon completion of our work on the engagement described above, unless the District asks us to perform further services and we agree to do so. If we agree to perform further services, the terms of this letter will apply except as we may mutually agree. However, either of us may terminate the engagement earlier for any reason by written notice, subject on our part to applicable rules of professional conduct including our obligation to take such steps as may be reasonably practicable to protect the interests of the District in the matter for which we were engaged.

Following termination of our representation, if the District wishes to have any documents delivered to it, please advise us. We will maintain our files in accordance with the terms of our records retention program, which provides for destruction of files at designated periods, typically after 10 years.

Attachment 1



Mark Madison
May 22, 2014
Page 2

Our engagement is for the benefit and at the direction of the District, we shall perform the following, collectively referred to as, the “Services:”

(i) Prepare the Preliminary and final Official Statements, a Continuing Disclosure Agreement and a Bond Purchase Agreement for use in connection with the sale of Bonds.

(ii) Conduct due diligence, including a limited review of other outstanding securities issued by the District for past compliance with covenants; assist the District in preparing any necessary secondary market disclosure; review financial statements and audits, adopted policies, rates and charges; review filings made to the DisclosureUSA and EMMA electronic databases for the last five years to confirm compliance with past continuing disclosure obligations; and assist the District in identifying and preparing information to be included in the Preliminary and final Official Statements, but excluding those portions of such documents typically prepared by bond counsel.

(iii) Provide advice and counsel to the District as to the responsibilities to be undertaken by the District in order to assist the underwriter retained by the District of the Bonds to comply with Rule 15c2-12 of the Securities and Exchange Commission.

(iv) Make itself available for consultation and conference with officials, staff members and counsel to the District, at times and places mutually agreed upon, such personnel of Schiff Hardin being qualified to advise the District on all matters relating to the Bonds.

(v) Render to the District and the underwriter retained by the District to sell the Bonds a legal opinion in form and substance and addressing such matters as are satisfactory to the District and the underwriter.

(vi) Any other services in connection with the Bonds requested by District staff or counsel to the District, but only within the scope of the services customarily provided by Schiff Hardin in acting as disclosure counsel in bond issues similar to the Bonds.

Fees and Expenses

The starting point in establishing our fees for professional services is contingent upon closing with a fee not to exceed \$62,000, including out-of-pocket expenses paid to third-party providers and client support charges incurred in the representation. Client support charges include those described on the enclosed schedule, as well as fees and expenses of others (such as experts, consultants, court reporters and other service providers) that we advance on behalf of the District.

We expect to invoice the District upon completion of the transaction. Our statement is due and payable upon receipt.



Mark Madison
May 22, 2014
Page 3

Firm Privilege

Our lawyers sometimes have questions about legal and ethical matters relating to representation of our clients. When such questions arise, we encourage the lawyers to consult our internal General Counsel, and sometimes outside counsel retained by the Firm. We believe such consultation benefits both our clients and our Firm. For this consultation to be most effective, our lawyers must be completely open and candid in their communications with the Firm's counsel. It is therefore important for these communications to be privileged and confidential and unavailable to third parties, including the client whose representation may be the subject of the communications. To avoid any question in this regard, the District consents and agrees, by signing this letter, that our lawyers involved in the representation may consult with the Firm's internal General Counsel or its outside counsel in connection with the representation, and that any such communications, even while we continue to represent the District, will be treated as confidential in this way and subject to the Firm's attorney-client privilege.

Conflicts

Schiff Hardin is a large firm with many areas of practice, many clients, and offices in a number of cities across the country. Therefore, it is possible that, while we are representing the District, certain types of conflicts may arise in matters unrelated to the present engagement for which we request and waiver now by the District. Other present or future clients, including clients who rely upon us for general representation, may ask the Firm to represent them in transactions or litigation adverse to the District.

We would decline the other representation if we believed there was a risk of misuse of confidential information of the District. We carefully protect our clients' nonpublic proprietary and other confidential information, and we would not represent another party in a matter that would involve disclosure of such information or use of such information to our clients' material disadvantage. We would also decline the other representation if we believed that it would adversely affect our representation of the District. Finally, we would not represent a party adverse to the District in a matter substantially related to a matter in which we have represented the District without the District's further specific consent.

We request, however, that the District consent and agree, by signing this letter, that in other circumstances we may represent other clients in *unrelated* matters adverse to the District, including litigation, and that the District waive any claim of conflict of interest arising from such a representation.



Mark Madison
May 22, 2014
Page 4

We appreciate the opportunity to continuing working with the District. If you have any questions or comments during the course of our representation, please call me.

Sincerely,

A handwritten signature in blue ink that reads 'Jacquelynne M. Jennings'. The signature is written in a cursive, flowing style.

Jacquelynne M. Jennings

Agreed to and accepted:

FLORIN RESOURCE CONSERVATION DISTRICT

By: _____
Mark Madison
General Manager

Enclosures



January 2014

SUPPORT SERVICE CHARGES

Clients of the Firm do not benefit equally from certain legal support services which are distinguishable from general overhead costs taken into account in setting rates for legal fees. It is the policy of the Firm to charge clients for such services according to their level of use. Examples of such services include: on-line computerized legal research, desktop publishing, long distance telephone, litigation support and eDiscovery services, facsimile transmission, court filing services, photocopying and printing, postage, after hours secretarial services and retrieval of legal documents from other sources. A schedule of charges for these services is attached. These charges are reviewed periodically and are adjusted from time to time to reflect efficiency gains, service enhancements, and other marketplace indicators and to apportion the cost of service as fairly as possible. As part of our efforts to minimize client-reimbursable charges, we will continue to negotiate favorable contracts with vendors for discounts whenever possible.



FIRM-PROVIDED SUPPORT SERVICES - CLIENT REIMBURSABLE CHARGES

Service	Charge
Binding	\$2.50 per document
Duplicating and Binding: Duplication/Laser or Photocopy Printing Color Copies (Duplication) and Scanned Documents	\$.15 per copy in-house; actual charge of outside vendor; \$1.00 per copy color; \$.15 per page for in-house scanned documents
Telephone	No charge for local calls; for long-distance, the amount the Firm is charged for the call. (Where possible we seek low cost providers.)
Facsimile Transmission (outgoing)	\$1 per page plus the amount the Firm is charged for long distance telephone calls. (No charge for local calls.)
Postage and other delivery services	No charge for letter-size envelopes. Over-size mail and express mail, the actual U.S. postage fee. For other delivery services the amount the Firm is charged by the provider.
Secretarial and Document Processing Services	<p>Clients are not charged for secretarial and word processing services on their matters during the normal work day. Overtime costs are not passed on to the client <u>unless</u> either (i) the client has specifically requested the after-hours work or (ii) the nature of the work for the client necessitates the overtime and the work could not have been done during normal working hours. The rate for such overtime is \$75 per hour.</p> <p>Charges for overtime meals and transportation are made to the client only under the same conditions in the amount of the actual cost. Charges for transportation are made only if special transportation (<i>e.g.</i>, a cab) is required for the safety of the person working overtime.</p>
Litigation Support and eDiscovery Services	<p>Clients are charged at an hourly rate for services provided by Litigation Support and eDiscovery personnel. Standard rates are between \$245 and \$365 an hour. Matters requiring the firm to host evidentiary materials on the firm's computer network will generate a monthly hosting fee based on the quantity of data hosted. Clients requiring remote access to on-line databases will be charged individual software licensing fees at the cost to the firm. Any litigation support or eDiscovery services vended to outside consultants, experts, or other providers are charged back to the client at the cost to the firm. Likewise, data storage media, <i>e.g.</i> hard drives, DVDs, CDs, purchased in direct support of a client matter are charged back to the client at cost.</p>



Service	Charge
Legal File Storage	<p>Clients are generally not charged for storage of files during active representations, unless the storage charge is approved in advance. Clients may be asked how they wish to handle files related to inactive/closed matters which have qualified under the firm's retention/destruction policy. (Typically 10 years after the matter is closed). Such files related to such matters may be;</p> <ul style="list-style-type: none"> (i) returned to the client; (ii) destroyed; or (iii) retained by Schiff Hardin. <p>When client requests that such files be retained by Schiff Hardin, client will be charged at the monthly rates charged by the Firm's storage vendor.</p>
Records Center File Retrieval Outside published delivery schedule (every 3 hours daily)	<p>RUSH – retrieval of Official File material from warehouse (3 hour window) \$45.71 plus applicable standard retrieval charges.</p> <p>EMERGENCY – retrieval of Official file materials from warehouse (Immediate, messenger delivery) \$105.60 per hour (4 hour Min).</p>
On-Line Research Charges	<p>Clients are charged \$3.00 per minute for hourly searching on WESTLAW databases included in our contract, BNA and CCH IntelliConnect resources. Westlaw databases not included in our contract, Westlaw transactional searching, and other specialized online databases such as Thomson Innovation and LEXIS, are charged as billed including any firm discounts negotiated. Company Reports such as those purchased from Hoovers or Litigation Monitor Suite are \$225 per report. In addition to the cost of the online research services, clients are charged on an hourly basis for services specific to a client or case conducted by the Research Librarians. Standard rates range from \$190 - \$210 per hour.</p>
Travel Charges	<p>Schiff Hardin negotiates discount air and hotel rates whenever possible, and Firm personnel are instructed to incur only reasonable travel charges and to take advantage of discounts for the client's benefit to the extent practical. For air travel (coach for domestic flights and business for international flights unless the client approves another class), the client is charged the amount charged by the airline for the specific ticket, plus a ticket issuance fee (\$33.00) calculated to recover actual travel agent and issuance costs. For other travel expenses, the client is charged the amount charged by the provider.</p>

May 28, 2014

TO: Chairman and Directors of the Florin Resource Conservation District
FROM: Dennis M. Coleman, Finance Manager/Treasurer
SUBJECT: **FISCAL YEAR (FY) 2013-14 ELK GROVE WATER DISTRICT THIRD
QUARTER BUDGET STATUS REPORT**

RECOMMENDATION

This item is presented for discussion purposes only. No action is requested of the Board at this time.

Summary

Staff is presenting the third quarter budget status report for the 2013-14 fiscal year. This report is to keep the Board and the public informed on the financial status of the Elk Grove Water District (EGWD).

DISCUSSION

Background

On June 26, 2013, the Board approved the FY 2013-14 EGWD Fiscal Year (FY) 2013-14 Budget. The adopted FY 2013-14 EGWD Budget has total revenues of approximately \$14.0 million and total expenditures of approximately \$14.266 million, including depreciation and amortization of approximately \$1.9 million. The budget projects to use \$257,915 of reserves.

Present Situation

EGWD Financial Status

The following is a summary of the EGWD's financial status as of March 31, 2014:

**FISCAL YEAR (FY) 2013-14 ELK GROVE WATER DISTRICT THIRD QUARTER
BUDGET STATUS REPORT**

Page 2

	YTD	Annual	9/12=75.00%	
	Activity	Budget	Var	%
Revenues	10,501,454	14,008,117	-3,506,663	74.97%
Salaries & Benefits (1)	2,329,293	3,689,748	-1,360,455	63.13%
Seminars, Conventions and Travel	11,158	32,610	-21,452	34.22%
Office & Operational (2)	2,705,543	4,003,070	-1,297,527	67.59%
Outside Services	359,433	632,476	-273,043	56.83%
Equipment Rent, Taxes, Utilities	309,655	497,229	-187,574	62.28%
Total Operational Expenses	5,715,082	8,855,133	-3,140,051	64.54%
Net Operations	4,786,372			
Non-Operating Activity				
Depreciation & Amortization	1,448,865	1,931,820	-482,955	75.00%
Bond Interest Accrued	1,946,988	2,595,984	-648,996	75.00%
Interest Expense	41,737	55,649	-13,912	75.00%
Interest Earned	7,652	0	-7,652	
Other	108,333	0	-108,333	
Revenues in Excess of Expenditures	1,464,767			
Capital Expenses/Equipment	895,970			
Bond/Note Retirement	925,753			
Net Cash Position after Capital and Debt Retirement Expenditures	<u>(356,956)</u>			

**FISCAL YEAR (FY) 2013-14 ELK GROVE WATER DISTRICT THIRD QUARTER
BUDGET STATUS REPORT**

Page 3

The revenues collected through the third quarter for FY 2013-14 total \$10,501,454 and are 74.97% of the \$14,008,117 annual budget. The revenues reflect a slight increase for higher than normal sales in the third quarter due to the drought. The revenues collected year to date last year are \$178,581 higher than the same period last year.

The third quarter personnel expenditures total \$2,329,293 through March and are at 63.13% of the annual budget of \$3,689,748. As reported in February, the District has experienced some savings due to the hiring of two Operators in Training to replace two Distribution and Utility Operator II vacancies. In addition there have been some savings incurred for a vacant Engineering Technician position. Please note that Staff will be transferring a portion of the personnel costs, as well as material costs, to the Meter Capital Improvement Project (CIP). Staff has budgeted transfers of \$370,955 of personnel costs and \$167,225 of materials costs to be transferred to the Meter CIP.

The Office and Operational expenditures total \$2,705,543 through March and are at 67.59% of the total Budget of \$4,003,070. The major expenditure in this category is the estimated Purchased Water costs of \$2,002,214 through March. It is important to note that there are savings in purchased water cost because the District has not had to purchase supplemental water from the Sacramento County Water Agency (SCWA). The purchased water costs are below projections through March by approximately \$176,000. It is important to note that these projections do not reflect the savings from not using the contingency of \$144,407.

The Software Programs and Updates are \$99,159 through March and are at 93.30%. This is due to the need for additions programs for the updated backflow program and additional assistance needed in updating the ARC GIS platform for Cityworks Operations programs.

The Outside Services expenditures total \$359,433 during the third quarter of the fiscal year. This represents 56.83% of the annual budget of \$632,476. The expenditures for Contracted Services (Finance) and Legal Services are the major expenditures at \$90,971 and \$82,169, respectively. The majority of the contract services (Finance) are for the District's Information Technology consultant.

The Equipment Rent, Taxes and Utilities expenditures total \$309,655 during the third quarter of the fiscal year, and are at 62.28% of the annual budget of \$497,229. The major expenditure in this category is the Electricity costs of \$251,638 at the third quarter.

May 28, 2014

**FISCAL YEAR (FY) 2013-14 ELK GROVE WATER DISTRICT THIRD QUARTER
BUDGET STATUS REPORT**

Page 4

The District's revenues to date are strong due to the drought that this region is experiencing. Staff does have concerns about the District's revenues as the District has requested that that our customers reduce their consumption by 20%.

The District had expenditures \$895,970 for capital projects and equipment as follows:

- Capital Improvements \$750,043
- Capital Replacements \$134,744
- Equipment \$ 11,183

The capital expenditures are detailed in the Third Quarter Capital Reserve Report.

Financial Summary

This report is provided to the Board for information only. There is no financial impact associated with this item at this time. Staff has attached a copy of the March 30, 2014 Revenues and Expense Report and the Quarterly Budget Review for the third quarter. The Quarterly Budget Review includes the line item detail for the expenditure categories for the third quarter for FY 2013-14, as well as the detail for last year's third quarter.

Respectfully submitted,



DENNIS M. COLEMAN
FINANCE MANAGER/TREASURER

DMC:sp

Attachments (as noted)

**ELK GROVE WATER DISTRICT
QUARTERLY BUDGET REVIEW
THROUGH MARCH 31, 2014
FISCAL YEAR 2013-14**

Revenues

Expenditures

Account Description	FY 13-14 Budget	Y-T-D 3/31/2014	75.00% Percentage	Y-T-D 3/31/2013	Previous Year Difference
Salaries & Benefits					
5100 Executive Salary	150,916	101,861	67.49%	95,624	6,236
5110 Exempt Salaries	492,237	345,763	70.24%	272,547	73,216
5120 Non-Exempt Salaries	1,440,032	907,777	63.04%	929,617	(21,840)
5130 Overtime Compensation	73,171	35,784	48.90%	51,964	(16,180)
5140 On Call Pay	18,250	13,350	73.15%	13,300	50
5150 Holiday Pay	113,859	83,502	73.34%	80,760	2,742
5160 Vacation Pay	58,000	77,081	132.90%	71,366	5,715
5170 Personal Time Pay	40,000	54,989	137.47%	67,239	(12,250)
5180 Internship Program	12,164	0	0.00%	-	-
5200 Medical Benefits	567,724	308,269	54.30%	341,376	(33,107)
5195 EAP	1,229	670	54.53%	924	(254)
5210 Dental/Vision/Life Insurance	54,652	34,348	62.85%	37,607	(3,259)
5220 Retirement Benefits	338,291	213,501	63.11%	226,337	(12,836)
5225 Retirement Benefits - Post Employment	107,500	19,127	17.79%	18,273	853
5230 Medical Tax, Social Security and SUI	45,254	42,501	93.92%	37,387	5,115
5240 Worker's Compensation Insurance	78,629	69,814	88.79%	65,523	4,291
5250 Education Assistance	62,000	0	0.00%	-	-
5260 Employee Training	32,540	20,720	63.68%	11,409	9,312
5270 Employee Recognition	1,400	186	13.26%	409	(223)
5280 Meetings	1,900	50	2.63%	202	(152)
Less Capitalized Expenditures		0		-	-
Category Subtotal	3,689,748	2,329,293	63.13%	2,321,864	7,429
Seminars, Conventions and Travel					
5300-20 Airfare	3,200	318	9.93%	1,317	(1,000)
5310-20 Hotels	7,200	2,580	35.83%	3,397	(817)
5320-20 Meals	3,200	1,840	57.49%	1,627	213
5330-20 Auto Rental	2,450	131	5.33%	372	(241)
5340-20 Seminars & Conferences	7,300	1,270	17.40%	2,457	(1,187)
5345-20 Seminars & Conferences - Board	3,000	830	27.67%	95	735
5350-20 Mileage Reimbursement, Parking, Tolls	680	590	86.78%	559	31
5375-20 Auto Allowance	5,580	3,600	64.52%	3,726	(126)
Category Subtotal	32,610	11,158	34.22%	13,550	(2,392)

**ELK GROVE WATER DISTRICT
QUARTERLY BUDGET REVIEW
THROUGH MARCH 31, 2014
FISCAL YEAR 2013-14**

Revenues

Expenditures (Continued)

Account Description	FY 13-14 Budget	Y-T-D 3/31/2014	75.00% Percentage	Y-T-D 3/31/2013	Previous Year Difference
Office & Operational					
5410 Advertising	4,000	1,964	49.10%	2,224	(260)
5415 Association Dues	54,396	53,823	98.95%	53,556	267
5420 Insurance	72,000	68,794	95.55%	83,098	(14,305)
5425 Licenses, Certifications, Fees	4,350	3,161	72.67%	17,467	(14,306)
5430 Repairs & Maintenance - Automotive	26,630	16,044	60.25%	18,112	(2,069)
5432 Repairs & Maintenance - Building	12,581	8,998	71.52%	8,278	720
5434 Repairs & Maintenance - Computers	15,400	872	5.66%	18,436	(17,564)
5435 Repairs & Maintenance - Equipment	52,717	48,204	91.44%	23,184	25,020
5438 Fuel	63,280	39,778	62.86%	37,090	2,689
5440 Materials	332,542	201,437	60.57%	142,332	59,106
5445 Chemicals	27,000	18,105	67.06%	16,174	1,931
5450 Meter Repairs	600	91	15.18%	553	(462)
5453 Permits	23,200	28,557	123.09%	3,943	24,614
5455 Postage	56,800	40,638	71.54%	41,544	(906)
5460 Printing	12,100	4,338	35.85%	2,735	1,603
5465 Safety Equipment	6,000	10,062	167.69%	232	9,830
5470 Software Programs & Updates	106,282	99,159	93.30%	20,336	78,823
5475 Supplies	39,387	16,579	42.09%	47,286	(30,707)
5480 Telephone	30,192	23,863	79.04%	20,290	3,573
5485 Tools	13,000	9,902	76.17%	4,332	5,570
5490 Clothing Allowance	10,000	5,796	57.96%	4,405	1,391
5491 EGWD-Other Clothing	15,636	3,164	20.24%	-	3,164
5495 Purchased Water	3,024,976	2,002,214	66.19%	1,849,363	152,851
Less Capitalized Expenditures				-	-
Category Subtotal	4,003,070	2,705,543	67.59%	2,414,972	290,571
Outside Services					
5505 Administration Services	1,500	712	47.43%	752	(40)
5510 Bank Charges	44,000	32,889	74.75%	31,781	1,108
5515 Billing Services	25,300	19,580	77.39%	18,922	658
5520 Contracted Services	141,400	100,680	71.20%	95,446	5,234
5525 Accounting Services	60,000	29,434	49.06%	53,738	(24,303)
5530 Engineering	80,000	14,798	18.50%	1,400	13,398
5535 Legal Services	185,000	82,169	44.42%	135,307	(53,137)
5540 Financial Consultants	20,000	16,512	82.56%	31,842	(15,330)
5545 Community Relations	11,200	9,191	82.06%	9,618	(428)
5552 Misc. Medical	1,000	1,543	154.30%	2,085	(542)
5550 Pre-employment	10,000	391	3.91%	1,280	(890)
5555 Janitorial	7,440	4,390	59.01%	2,430	1,960
5560 Bond Administration	7,500	6,293	83.91%	6,306	(13)
5570 Security	19,136	22,420	117.16%	21,749	671
5575 Sampling	16,000	16,181	101.13%	12,593	3,588
5580 Board Secretary/Treasurer	3,000	2,250	75.00%	2,250	-
Category Subtotal	632,476	359,433	56.83%	427,498	(68,065)

**ELK GROVE WATER DISTRICT
 QUARTERLY BUDGET REVIEW
 THROUGH MARCH 31, 2014
 FISCAL YEAR 2013-14**

Revenues

Expenditures (Continued)

Account Description	FY 13-14 Budget	Y-T-D 3/31/2014	75.00% Percentage	Y-T-D 3/31/2013	Previous Year Difference
Equipment Rent, Taxes and Utilities					
5610 Occupancy	-				
5620 Equipment Rental	41,000	34,596	84.38%	15,331	19,266
5710 Property Taxes	4,000	3,992	99.81%	3,678	314
5720 Water	-	-	0.00%	1,072	(1,072)
5740 Electricity	420,944	251,638	59.78%	282,693	(31,055)
5750 Natural Gas	504	396	78.58%	259	137
5760 Sewer and Garbage	30,781	19,032	61.83%	20,727	(1,695)
Category Subtotal	497,229	309,655	62.28%	323,761	(14,106)
 Total Operational Expenses	 8,855,133	 5,715,081	 64.54%	 5,501,644	 213,437

**ELK GROVE WATER DISTRICT
 QUARTERLY BUDGET REVIEW
 THROUGH MARCH 31, 2014
 FISCAL YEAR 2013-14**

Revenues

Account Description	FY 13-14 Budget	Y-T-D 3/31/2014	75.00% Percentage	Y-T-D 3/31/2013	Previous Year Difference
4100 Water Payment Revenues - Residential	\$12,132,668	8,694,586	71.66%	\$ 8,503,100	\$ 191,486
4110 Water Payment Revenues - Commercial	1,504,279	1,377,413	91.57%	1,418,547	(41,135)
4120 Water Payment Revenues - Fire Service	122,270	230,914	188.86%	269,508	(38,594)
4200 Meter Fees/Plan Check/Water Capacity	40,000	36,682	91.70%	15,422	21,259
4201 Backflow Installation	-	625		-	625
4520 Door Hanger Fees	127,000	95,925	75.53%	91,425	4,500
4540 New account Fees	29,000	19,200	66.21%	21,000	(1,800)
4550 NSF Fees	2,400	2,625	109.38%	1,792	833
4570 Shut-off Fees	70,000	55,098	78.71%	58,928	(3,831)
4580 Field Service Charge	-			-	-
4590 Credit Card Fees	6,500	5,885	90.54%	5,601	284
4600 Customer Refunds	-			-	-
4700 Rental Income		1,823.3			1,823.3
4900 Customer Refunds	(26,000)	(19,322)	74.31%	(62,451)	43,129
TOTAL GROSS REVENUES	\$ 14,008,117	\$ 10,501,454	74.97%	\$ 10,322,873	\$ 178,581

May 28, 2014

TO: Chairman and Directors of the Florin Resource Conservation District
FROM: Dennis M. Coleman, Finance Manager/Treasurer
SUBJECT: **ELK GROVE WATER DISTRICT FISCAL YEAR (FY) 2013-14 THIRD QUARTER CAPITAL RESERVE STATUS REPORT**

RECOMMENDATION

This item is presented for information only. No action by the Board is proposed at this time.

Summary

Staff is presenting a status report for FY 2013-14 EGWD Reserve Funds reflecting capital expenditures and budget appropriations through March 31, 2014. This report is to keep the Board and public informed on the status of the Elk Grove Water District Reserve Funds utilized for the FY 2013-14 Capital Improvement Program (CIP).

DISCUSSION

Background

On June 26, 2013, the Board approved the FY 2013-14 EGWD Capital Improvement Program that included \$3,112,000 in appropriations from the EGWD reserve funds. On October 23, 2013 the Board approved a contract with Roadrunner Drilling and Pump Company in the amount of \$291,800 for the Well Destructions Project. The funding for this project needed an additional \$241,800 in appropriations in addition to the \$50,000 that was included in the FY 2013-14 CIP. The increased appropriation was approved and is reflected in the current balances and budgets for the reserve funds.

Present Situation

With the appropriation of \$241,800 for the well destruction project approved on October 23, 2013 EGWD has appropriated Reserve Funds for FY 2013-14 as follows:

- | | |
|---------------------------------------|-------------|
| • Operations Reserves (120 days) | \$4,756,295 |
| • FY 2013/14 Capital Improvement Fund | \$2,645,000 |
| • FY 2013/14 Capital Replacement Fund | \$ 708,000 |

ELK GROVE WATER DISTRICT FISCAL YEAR 2013-14 THIRD QUARTER CAPITAL RESERVE STATUS REPORT

Page 2

• Elections and Special Studies	\$ 120,000
• Future Capital Improvements	\$3,829,679
• Future Capital Replacements	\$1,276,559

EGWD has expended \$884,787 for capital expenditures through March 31, 2014 as follows:

• Capital Improvement Fund		
○ Hampton WTP Refurbishment	\$ 47,535	
○ SCADA Improvements	\$ 10,300	
○ Admin Building Improvements	\$ 75,421	
○ RRWTF Parking Lot	\$130,086	
○ Meters	\$304,408	
○ Hydrants	\$182,293	
TOTAL		\$750,043

• Capital Replacement Fund		
○ Hampton WTP Refurbishment Repairs	\$44,587	
○ Well Destructions	\$11,971	
○ Well Rehabilitations	\$70,715	
○ RRWTF Site Improvements	\$ 733	
○ Hydropneumatic Tank Refurbish.	\$ 6,738	
TOTAL		\$134,744

The EGWD remaining reserve fund balances as of March 31, 2014 are as follows:

• Operations Reserves (120 days)	\$4,756,295
• FY 2013/14 Capital Improvement Fund	\$1,894,957
• FY 2013/14 Capital Replacement Fund	\$ 574,056
• Elections and Special Studies	\$ 120,000
• Future Capital Improvements	\$3,829,679
• Future Capital Replacements	\$1,276,559

Staff has included two schedules reflecting the reserve fund balances and the Capital Improvement Program expenditures through March 31, 2014.

May 28, 2014

**ELK GROVE WATER DISTRICT FISCAL YEAR 2013-14 THIRD QUARTER CAPITAL
RESERVE STATUS REPORT**

Page 3

FINANCIAL SUMMARY

There is no financial impact with this report.

Respectfully submitted,



DENNIS M. COLEMAN
FINANCE MANAGER/TREASURER

DMC:

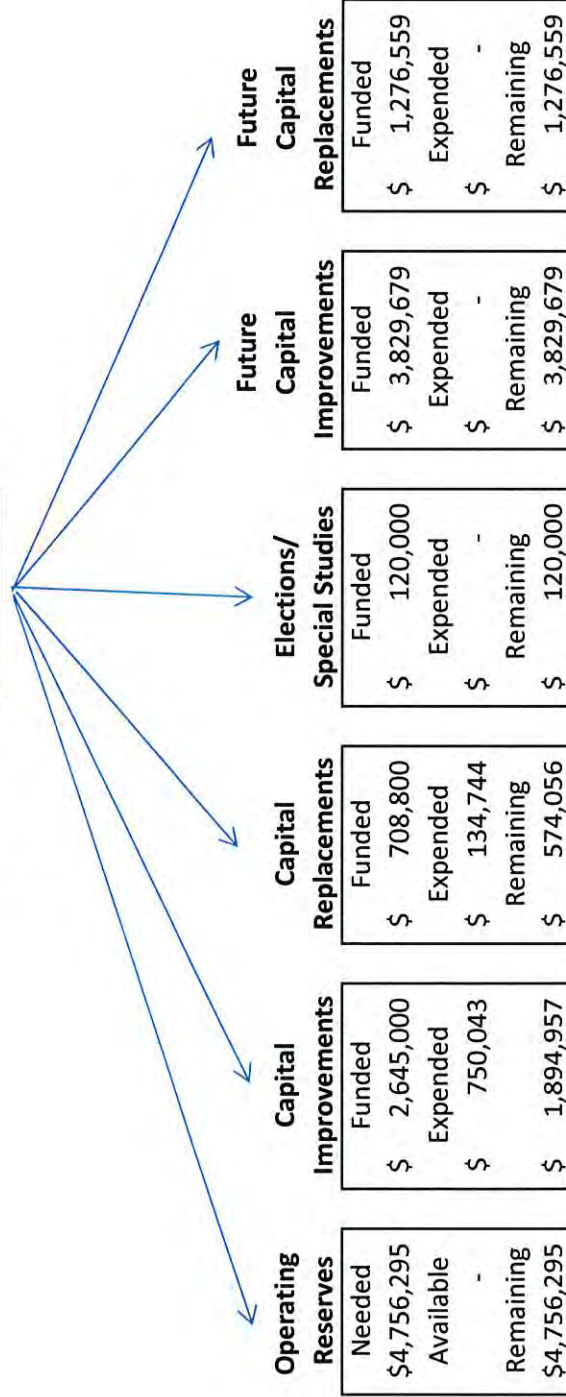
Attachments: (as noted)

ELK GROVE WATER RESERVES

Fiscal Year 2013-14

As of March 31, 2014

Total Available \$ 13,336,333



Budget Adjustment: Capital Replacements
Well Destruction Contract with Roadrunner 241,800

FY 2013-14 CIP Capital Replacements Budget* 467,000

FY 2013-14 Amended CIP Reserves 708,800

Capital Improvement Funds

Retrofit Program	Supply/Dist. Improvements	Treatment Plant Improvements	Building & Site Improvements	Unforeseen Capital Projects
Funded	Funded	Funded	Funded	Funded
\$ 1,387,000	\$ 373,000	\$ 273,000	\$ 562,000	\$ 50,000
Expended	Expended	Expended	Expended	Expended
\$ 304,408	\$ 182,293	\$ 57,835	\$ 205,507	\$ -
Remaining	Remaining	Remaining	Remaining	Remaining
\$ 1,082,592	\$ 190,707	\$ 215,165	\$ 356,493	\$ 50,000

Capital Replacement Funds

Supply/Dist. Improvements	Treatment Plant Improvements	Building & Site Improvements	Unforeseen Capital Projects
Funded*	Funded	Funded	Funded
\$ 447,800	\$ 158,000	\$ 53,000	\$ 50,000
Expended	Expended	Expended	Expended
\$ 89,423	\$ 44,587	\$ 733	\$ -
Remaining	Remaining	Remaining	Remaining
\$ 358,377	\$ 113,413	\$ 52,267	\$ 50,000

1705-000-20-302	Hampton WTP Refurbish. Improve.	47,534.73	Treatment	CIP
1705-000-20-304	SCADA Improvements	10,300.00	Treatment	CIP
1705-000-20-402	Admin Building Improvements	75,420.85	Building & Site	CIP
1705-000-20-406	RRWTF Parking Lot Improvements	130,085.90	Building & Site	CIP
1705-000-20-500	Well Destructions	11,971.02	Supply/Dist.	CRP
1705-000-20-501	Well 13 Rehabilitation	70,714.86	Supply/Dist.	CRP
1705-000-20-506	Hydropneumatic Tanks Refurbish.	6,737.49	Supply/Dist.	CRP
1705-000-20-507	Hampton WTP Refurbish. Repairs	44,587.23	Treatment	CRP
1705-000-20-510	RRWTF Site Improvements	733.00	Building & Site	CRP
1730-000-20-000	Meters	304,408.47	Meters	CIP
1735-000-20-000	Hydrants	182,293.05	Supply/Dist.	CIP
	Total Expenditures	<u>884,786.60</u>		

May 28, 2014

TO: Chairman and Directors of the Florin Resource Conservation District

FROM: Dennis M. Coleman, Finance Manager/Treasurer

SUBJECT: **APPROVAL OF PREPAYMENT OF THE SECURED PROMISSORY NOTE FOR THE PURCHASE OF THE ADMINISTRATION BUILDING**

RECOMMENDATION

It is recommended that the Board approve the prepayment of the Secured Promissory Note between the Florin Resource Conservation District (District) and Kiaser Family Living Trust, securing the purchase of the property at 9257 Elk Grove Boulevard, Elk Grove California.

Summary

By this action, the Board will approve prepayment of \$823,680.38 of principal without any prepayment charges and save annual interest payments of 6.5% of the remaining balance currently payable through February of 2024.

DISCUSSION

Background

In February, 2009 the District entered into an agreement with the Kaiser Family Trust to purchase the building and property at 9257 Elk Grove Boulevard, Elk Grove, CA (Attachment 1). The building and property serves as the administration building and storage for the Elk Grove Water District. The purchase was secured by a promissory note.

The purchase price of the building was \$1.1 million with monthly scheduled payments of \$9,582.18 starting on March 1, 2009. The District has been making debt service payment since that date.

The promissory note contains provisions for prepayment amounts which declined from five percent (5%) for prepayment of the note on or before the first anniversary of the closing date (February 11, 2009) to zero after the fifth anniversary of the closing date.

May 28, 2014

APPROVAL OF PREPAYMENT OF THE SECURED PROMISSORY NOTE FOR THE PURCHASE OF THE ADMINISTRATION BUILDING

Page 2

Present Situation

The remaining principal balance as of May 2, 2014 is \$828,773.37. Interest due as of June 1, 2014 is \$4,489.19. A payment of \$833,262.56 would pay the interest due and remaining balance as of May 2014.

FINANCIAL SUMMARY

The payment of \$833,262.56 would save the District \$287,852.67 in future interest payments on the balance of the principal that is scheduled to be paid through February 2024. This will also eliminate \$114,986 in annual payments from the District's budget for the next nine years, and \$67,075.26 in the tenth year.

Staff is in the process of liquidating the Rate Stabilization Funds from the Series 2002 A/B and the 2005 Series A Bonds totaling \$971,782 This will indirectly offset the cost of prepaying the note. The District can not use the funds directly to pay for the purchase of the building but can use them to pay debt service next fiscal year. The net effect will be using \$971,782 bond funds to pay debt service and replenishing our unrestricted cash reserves by a like amount.

Respectfully submitted,



DENNIS M. COLEMAN
FINANCE MANAGER/TREASURER

DMC:sp

Attachments:

1. Agreement for the Purchase and Sale of Real Property between the Florin Resource Conservation District and the Kiaser Family Living Trust

**AGREEMENT OF PURCHASE
AND SALE OF REAL PROPERTY**

THIS AGREEMENT OF PURCHASE AND SALE OF REAL PROPERTY ("Agreement") is entered into as of _____, 2009 (the "Effective Date") between the FLORIN RESOURCE CONSERVATION DISTRICT, a public agency (referred to interchangeably herein as "FLORIN" and as "Buyer"), and the KIASER FAMILY LIVING TRUST U/D/T 9/2/92 (referred to herein as "Seller").

RECITALS

A. Seller is the owner of Assessor's Parcel Number 127-0170-005, in the County of Sacramento, State of California, with the situs address of 9257 Elk Grove Boulevard, Elk Grove, California 95264-2101 (the "Property"), as more fully described on Exhibit "A" attached hereto and incorporated herein by this reference.

B. Buyer desires to purchase the Property in fee simple absolute title.

C. Seller desires to sell the Property on the terms and conditions set forth in this Agreement.

NOW, THEREFORE, in consideration of the above Recitals, which are incorporated into this Agreement, in consideration of the mutual promises set forth herein, and for other good and valuable consideration, the receipt and adequacy of which is hereby acknowledged, Seller and Buyer hereby agree as follows:

AGREEMENT

1. Seller does hereby agree to sell to Buyer and Buyer does hereby agree to purchase the Property from Seller.

2. Purchase Price. The total purchase price to be paid by Buyer to Seller for the Property shall be the sum of One Million One Hundred Thousand Dollars (\$1,100,000.00) (the "Purchase Price"). The Purchase Price will be paid pursuant to the terms of that certain Promissory Note in substantially the form attached hereto as Exhibit "B" (the "Note") and a Deed of Trust in substantially the form attached hereto as Exhibit "C" (the "Deed of Trust"), which Note shall have a term of fifteen (15) years and an interest rate of six and one half percent (6.5%).

3. Closing. The purchase and sale contemplated by this Agreement (the "Closing") will take place at the offices of North American Title Company, 9250 Laguna Springs Drive, Suite 105, Elk Grove, California 95758, attention Fil Ferreira ("Escrow Holder") on March 22, 2009, or sooner, unless Buyer and Seller otherwise agree in writing. If the Closing has not occurred on or before March 22, 2009, any party not in default shall have the right to terminate this Agreement, without liability to the other party, by giving written notice to the other party. Provided, however, the party not in

Attachment 1

default shall have such other rights and remedies as are available under the laws of the State of California except as may be limited by the terms of the Agreement.

4. Deliveries at Closing. In addition to any other documents to be delivered under other provisions of this Agreement, at the Closing:

(a) Seller shall deliver to Buyer:

(i) Grant Deed substantially in the form attached as Exhibit “D”;

(ii) A certification of non-foreign status executed by Seller; and

(iii) Such other documents as Buyer or Escrow Holder may reasonably request in order to consummate this transaction and such other documents required of Seller under the terms of this Agreement.

(b) Buyer shall deliver to Seller:

(i) A fully executed Note in substantially the form attached hereto as Exhibit “B”;

(ii) A fully executed Deed of Trust in substantially the form attached hereto as Exhibit “C”; and

(iii) Such other documents as Seller or Escrow Holder may reasonably request in order to consummate this transaction and such other documents required of Buyer under the terms of this Agreement.

5. Title Report and Policy of Title Insurance. If it has not already been ordered or obtained, the Buyer will, upon Opening of Escrow, order from North American Title Company (“Title Company”) a preliminary title report for the Property, together with copies of all title exception documents referred to therein (collectively, the “PTR”). Prior to the expiration of thirty (30) days from receipt of the PTR, Buyer shall deliver written notice to Seller of its disapproval of any conditions of title and exceptions thereto, whether or not of record, including liens, encumbrances, easements, restrictions, reservations, rights, ingress from and egress to public thoroughfares, encroachments and claims, and any commencement of condemnation proceedings (“Disapproved Items”). Seller shall notify Buyer within five (5) days from receipt of Seller’s notice of Disapproved Items if it elects to remove any such Disapproved Items to Buyer’s satisfaction prior to Close of Escrow. In the event Seller is unable or unwilling to remove all such Disapproved Items prior to Close of Escrow, Buyer may: (i) cancel this Agreement, in which case all deposits shall be returned, or (ii) waive its disapproval and acquire the Property subject to the uncured Disapproved Item(s). Buyer shall make the foregoing election in writing delivered to Seller and Escrow Holder prior to Close of Escrow. If Buyer fails to make such an election and fails to deliver to Escrow Holder the items described in Section 4, above, Buyer shall be deemed to have elected to terminate this Agreement and Buyer and Seller shall have no further rights or obligations to one

another under this Agreement. Seller agrees that it will not, prior to the Close of Escrow, place any additional monetary encumbrances against the Property or any other encumbrances, charges, easements, etc., without Buyer's prior written consent. All title exceptions other than the Disapproved Items will constitute "Permitted Exceptions."

6. Charges and Prorations.

(a) The fees of Escrow Holder shall be borne equally by Buyer and Seller;

(b) The cost of the Title Policy for CLTA coverage in the amount of the Purchase Price shall be charged to Buyer. Any additional cost to obtain an ALTA policy shall be charged to Buyer

(c) All expenses and charges incurred with the discharge of any Disapproved Items which Seller elects to remove shall be charged to Seller;

(d) Preparation and recording charges for the Grant Deed shall be paid by Buyer;

(e) All documentary transfer taxes shall be paid by Seller;

(f) All charges and fees in connection with any encumbrances placed on the Property by Buyer shall be paid for by Buyer; and

(g) Escrow Holder shall prorate current real estate taxes (including assessment district payments) applicable to the Property as of the Close of Escrow, using the latest available tax and assessment amounts.

7. Execution, Opening and Close of Escrow

(a) This Agreement shall be deemed executed as of the day on which all necessary signatures, initials, or other indicia of assent have been obtained and copies thereof delivered to both Buyer and Seller.

(b) "Opening of Escrow" shall be the date that a fully executed original of this Agreement and the Deposit is received by Escrow Holder. Escrow Holder shall notify Buyer and Seller in writing of such date.

(c) "Close of Escrow" is the date when Seller and Buyer have each performed their respective obligations under this Agreement, all conditions precedent have been satisfied and Escrow Holder has all documents and funds it requires in order to record the deed to Buyer and deliver funds to Seller and has recorded the Grant Deed and Deed of Trust. Close of Escrow shall occur on or before sixty (60) days after Opening of Escrow (the "Closing Date").

(d) "Escrow Period" shall be the time between Opening of Escrow and Close of Escrow.

(e) If Close of Escrow has not occurred on or before the Closing Date, including validly noticed extensions, any party not in default shall have the right to terminate this Agreement, without liability to the other party, by giving written notice to the other party and Escrow Holder; provided, however, the party not in default shall have such other rights and remedies as are available under the laws of the State of California except as may be limited by the terms of the Agreement.

(f) Escrow Holder is directed by the parties to take all actions, recordation and disbursements reasonably necessary in order to follow the instructions of the parties contained in this Agreement and any amendments.

8. Conditions Precedent to Closing. Performance by Seller of its obligations pursuant to this Agreement is conditioned on the satisfaction of each of the following:

(a) The due performance of Buyer of each and every undertaking and agreement to be performed by Buyer hereunder; and

(b) That each representation and warranty of Buyer made in this Agreement be true as of the Closing Date.

9. Representations and Warranties.

(a) As an inducement to Buyer to enter into this Agreement and to purchase the Property, Seller represents and warrants to Buyer, as of the date hereof and as of the Closing, as follows:

(i) Authorization. The individuals executing this Agreement on behalf of Seller have the authority to execute same, and no further consents or approvals from any person or entity, are necessary in order to consummate the transaction contemplated hereby. Seller has the right, power and authority to enter into this Agreement.

(ii) Title. Seller owns good and marketable fee simple title to the Property.

(iii) No Notice of Condemnation. Seller has received no written or oral notice of any pending, threatened or contemplated action by any Governmental Authority or any other entity having the power of eminent domain, which might result in any part of the Property being taken by condemnation or conveyed in lieu thereof and, to Seller's knowledge, there is no existing, proposed or contemplated plan to widen, modify or realign any street or highway adjoining the Property which would affect access thereto.

(iv) Hazardous Substances or Waste. Seller has not received any written complaint, order, citation or notice from any Governmental Authority or other person or entity with regard to the presence of Hazardous Material or other environmental problems affecting the Property. To Seller's current actual knowledge, no release of Hazardous Material has occurred and no Hazardous Materials have come to be located upon or under the Property.

"Hazardous Material" shall include any chemical or hazardous or toxic substance, material or waste which is or becomes regulated by any local governmental authority, the State of California, or the United States Government. The term "Hazardous Material" includes, without limitation, any material or substance which is: (i) petroleum or oil or gas or any direct or derivative product or byproduct thereof; (ii) defined as a "hazardous waste," "extremely hazardous waste" or "restricted hazardous waste" under Sections 25115, 25117 or 25122.7, or listed pursuant to Section 25140, of the California Health and Safety Code, Division 20, Chapter 6.5 (Hazardous Waste Control Law); (iii) defined as a "hazardous substance" under Section 25316 of the California Health and Safety Code, Division 20, Chapter 6.8 (Carpenter-Presley-Tanner Hazardous Substance Account Act); (iv) defined as a "hazardous material," "hazardous substance," or "hazardous waste" under Sections 25501(j) and (k) and 25501.1 of the California Health and Safety Code, Division 20, Chapter 6.95 (Hazardous Materials Release Response Plans and Inventory); (v) defined as a "hazardous substance" under Section 25281 of the California Health and Safety Code, Division 20, Chapter 6.7 (Underground Storage of Hazardous Substances); (vi) "used oil" as defined under Section 25250.1 of the California Health and Safety Code; (vii) asbestos; (viii) listed under Chapter 11 of Division 4.5 of Title 22 of the California Code of Regulations or defined as hazardous or extremely hazardous pursuant to Chapter 10 of Division 4.5 of Title 22 of the California Code of Regulations; (ix) defined as waste or a hazardous substance pursuant to the Porter-Cologne Act, Section 13050 of the California Water Code; (x) designated as a "toxic pollutant" pursuant to the Federal Water Pollution Control Act, 33 U.S.C. § 1317; (xi) defined as a "hazardous waste" pursuant to the Federal Resource Conservation and Recovery Act, 42 U.S.C. § 6901 et seq. (42 U.S.C. § 6903); (xii) defined as a "hazardous substance" pursuant to the Comprehensive Environmental Response, Compensation and Liability Act, 42 U.S.C. § 9601 et seq. (42 U.S.C. § 9601); (xiii) defined as "Hazardous Material" pursuant to the Hazardous Materials Transportation Act, 49 U.S.C. § 5101 et seq.; (xiv) defined as such or regulated by any "Superfund" or "Superlien" law, or any other federal, state or local law, statute, ordinance, code, rule, regulation, order or decree regulating, relating to, or imposing liability or standards of conduct concerning Hazardous Materials and/or oil wells and/or underground storage tanks and/or pipelines, as now, or at any time hereafter, in effect; and/or (xv) substances known by the State of California to cause cancer and/or reproductive toxicity.

(v) Pending Litigation. To Seller's current, actual knowledge there is no pending litigation or judicial proceeding against Seller or relating to the Property, nor has Seller received any threats that any such litigation or proceeding will be commenced.

(vi) No Other Contracts. Seller is not a party to any other contracts for the sale of the Property.

(vii) Violations of Laws. To Seller's current, actual knowledge, there are no violations of any governmental laws, ordinances, rules, regulations or orders relating to the Property. The consummation of the transaction contemplated by this Agreement does not violate any law with which Seller must comply.

(viii) No Approval Necessary. No approval or consent not previously obtained is necessary in connection with the execution of this Agreement by Seller or the performance of Seller's obligations under this Agreement.

(ix) Binding and Enforceable. This Agreement constitutes the legally valid and binding obligation of Seller and is enforceable against Seller in accordance with its terms, except as enforcement may be limited by bankruptcy, insolvency, reorganization, moratorium or similar laws or by equitable principals relating to or limited the rights of creditors generally.

References herein to "Seller's knowledge" or "Seller's current, actual knowledge" refer to the actual knowledge of Dr. Joseph E. Kiaser, without duty of inquiry or further investigation. Seller represents that the aforementioned person is the representative of Seller with the most knowledge regarding the subject matter of the above representations and warranties.

If, prior to the Closing, Buyer becomes aware that any of Seller's representations or warranties has been materially breached by Seller or is materially incorrect, or that any information or document provided by or on behalf of Seller to Buyer is materially incorrect, then Buyer shall have the right to terminate this Agreement by providing Seller and Escrow Agent with written notice within five (5) days of Buyer becoming aware of such material breach or inaccuracy and to recover all of its third-party out-of-pocket expenses. In the event Buyer does not exercise such right to terminate, Buyer shall be deemed to have expressly waived any and all remedies for such breach or inaccuracy. Seller shall promptly notify Buyer in writing if Seller becomes aware on or before the Closing that any of its representations or warranties was not or is no longer true and correct.

(b) Buyer represents and warrants to Seller as follows:

(i) Authorization. Buyer is a public agency, duly organized and existing as such under the laws of the state of its formation. No proceeding is pending for the dissolution of Buyer. The individuals executing this Agreement on behalf of Buyer have the authority to execute same, and no further consents or approvals from any person or entity, are necessary in order to consummate the transaction contemplated hereby. Buyer has the right, power and authority to enter into this Agreement.

(ii) No Approval Necessary. No approval or consent not previously obtained is necessary in connection with the execution of this Agreement by Buyer or the performance of Buyer's obligations under this Agreement.

(iii) No Violation of Existing Agreements. Neither this Agreement nor anything provided to be done under this Agreement violates or shall violate any contract, document, understanding, agreement or instrument to which Buyer is a party or by which it may be bound.

(iv) Binding and Enforceable. This Agreement constitutes the legally valid and binding obligation of Buyer and is enforceable against Buyer in accordance with its terms, except as enforcement may be limited by bankruptcy, insolvency, reorganization, moratorium or similar laws or by equitable principals relating to or limited the rights of creditors generally.

(v) Violations of Laws. The consummation of the transaction contemplated by this Agreement does not violate any law with which Buyer must comply.

(vi) Bankruptcy. Buyer has no present intent to file any voluntary petition in bankruptcy or to seek relief, protection, reorganization, liquidation, dissolution or similar relief for debtors under any law or inequity or to take any action which would directly or indirectly cause the Property or any portion of the Property to become the property of any bankruptcy estate or the subject to any bankruptcy, dissolution, litigation or insolvency proceedings.

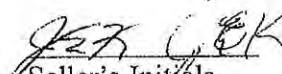
If, prior to the Closing, Seller becomes aware that any of Buyer's representations or warranties has been materially breached by Buyer or is materially incorrect, or that any information or document provided by or on behalf of Buyer to Seller is materially incorrect, then Seller shall have the right to terminate this Agreement by providing Buyer and Escrow Agent with written notice within five (5) days of Seller becoming aware of such material breach or inaccuracy and to recover all of its third-party out-of-pocket expenses. In the event Seller does not exercise such right to terminate, Seller shall be deemed to have expressly waived any and all remedies for such breach or inaccuracy. Buyer shall promptly notify Seller in writing if Buyer becomes aware on or before the Closing that any of its representations or warranties was not or is no longer true and correct.

10. As-Is Purchase. Buyer acknowledges and agrees that, except as otherwise specifically provided herein, Seller has not made, does not make and specifically negates and disclaims any representations, warranties, promises, covenants, agreements or guaranties of any kind or character whatsoever, whether express or implied, oral or written, past, present or future, of, as to, concerning or with respect to (i) value; (ii) the income to be derived from the Property; (iii) the nature, quality or condition of the Property, including, without limitation, the water, soil and geology; (iv) the compliance of or by the Property or its operation with any laws, rules, ordinances or regulations of any applicable governmental authority or body; (v) compliance with any environmental protection, pollution or land use laws, rules, regulation, orders or requirements, including but not limited to, Title III of the Americans with Disabilities Act of 1990, California Health & Safety Code, the Federal Water Pollution Control Act, the Federal Resource Conservation and Recovery Act, the U.S. Environmental Protection Agency Regulations at 40 C.F.R., Part 261, the Comprehensive Environmental Response, Compensation and Liability Act of 1980, as amended, the Resource Conservation and Recovery Act of 1976, the Clean Water Act, the Safe Drinking Water Act, the Hazardous Materials Transportation Act, the Toxic Substance Control Act, and regulations promulgated under any of the foregoing; (vi) the presence or absence of Hazardous Substances or Waste at,

on, under, or adjacent to the Property; (vii) the content, completeness or accuracy of any due diligence materials or PTR; (viii) deficiency of any undershoring; (ix) deficiency of any drainage; (x) the fact that all or a portion of the Property may be located on or near an earthquake fault line or a flood zone; (xi) the cost to remove and/or demolish a water tank on the Property; or (xii) with respect to any other matter. Buyer further acknowledges and agrees that it has been the lessee of the Property for eight (8) years and that, except for Seller's express representations and warranties contained herein, Buyer is relying solely on its own investigation of the Property and review of such information and documentation, and not on any information provided or to be provided by Seller. Buyer further acknowledges and agrees that any information made available to Buyer or provided or to be provided by or on behalf of Seller with respect to the Property was obtained from a variety of sources and that Seller has not made any independent investigation or verification of such information and makes no representations as to the accuracy or completeness of such information. Buyer further acknowledges and agrees that, to the maximum extent permitted by law, the sale of the Property as provided for herein is, except as may otherwise be expressly stated herein, made on an "as is" condition and basis with all faults, and that Seller has no obligations to make repairs, replacements or improvements except as may otherwise be expressly stated herein. Buyer represents, warrants and covenants to Seller that, except for Seller's express representations and warranties specified in this Agreement, Buyer is relying solely upon Buyer's own investigation of the Property.

"A general release does not extend to claims which the creditor does not know or suspect to exist in his or her favor at the time of executing the release, which if known by him or her must have materially affected his or her settlement with the debtor."

Buyer's Initials


Seller's Initials

The releases contained in this Section 10 and elsewhere in this Agreement shall not include any breach of this Agreement by Seller (including the breach of any representations and warranties contained herein), any fraudulent act or omission on the part of Seller, or any third party personal injury or property damage occurring prior to the Closing.

11. Notices. Notices and demands which either party is required or desires to give to the other shall be given in writing by either (a) certified mail, return receipt requested with appropriate postage paid, (b) personal delivery, (c) facsimile transmission or (d) private overnight courier service to the address or facsimile number set forth below for the respective party, provided that if any party gives notice of a change of name or address or number, notices to that party shall thereafter be given as demanded in that notice. All notices and demands so given shall be effective upon receipt by the party to whom notice or demand is being given, except that any notice given by certified mail shall be deemed delivered three (3) business days after deposit in the United States mail.

To Seller: Dr. Joseph E. Kiaser, Trustee
Kiaser Family Living Trust U/D/T 9/2/92, as
amended
10256 Sheldon Road
Elk Grove, California 95624

To Buyer: Thomas S. Bartlett, CPA
Finance Manager
Elk Grove Water Service
9257 Elk Grove Boulevard
Elk Grove, California 95624
Tel. (916) 685-3556
Fax (916) 685-5376

With a copy which shall not constitute notice to:

Best Best & Krieger, LLP
3750 University Avenue, Suite 400
Riverside, California 92501
Attention: Margaret A. Hosking
Telephone: (951) 826-8359
Facsimile: (951) 686-3803

12. All provisions herein and all obligations of Buyer and Seller pursuant to this Agreement which are to be performed or apply to circumstances subsequent to the Closing shall survive the Closing and shall not be merged into any instrument or conveyance delivered at Closing, but shall survive the Closing for a period of only one (1) year.

13. This Agreement shall be binding upon and inure to the benefit of the parties hereto and their respective heirs, executors, administrators, successors and assigns.

14. The rights and obligations of the parties hereto may not be assigned by either party without the consent of the other party, which consent will not be unreasonably withheld. If such consent is given such consent shall not be deemed to relieve the assigning party of the primary liability hereunder.

15. All amendments and supplements to this Agreement must be in writing and executed by each party hereto.

16. This Agreement may be executed in several counterparts, each of which shall be deemed an original, and all of which together shall constitute one and the same instrument.

17. The provisions appearing on Escrow Holder's standard printed form of Escrow Instructions are incorporated herein by reference. In the event of any conflict between said provisions and these instructions, these instructions shall prevail.

18. Buyer and Seller agree to execute all documents and instruments and to take all action, including deposit of funds in addition to such funds as may be specifically provided for herein and as may be required in order to consummate the purchase and sale herein contemplated, and shall use their commercially reasonable efforts to accomplish the Closing in accordance with the provisions hereof. Buyer and Seller shall each diligently and in good faith pursue the satisfaction of any conditions or contingencies.

19. Time is of the essence of this Agreement.

20. If either party becomes involved in litigation or arbitration arising out of this Agreement or the performance thereof, the Court in such litigation or arbitration, shall award attorneys' fees to the prevailing party. The attorney fee award shall not be computed in accordance with any Court schedule, but shall be such as to fully reimburse all attorneys' fees actually incurred in good faith, regardless of the size of the judgment, it being the intention of the parties to fully compensate for all the attorneys' fees paid or incurred in good faith.

21. This Agreement contains the entire agreement between the parties hereto with respect to the subject matter hereof, and supersedes any prior agreements, negotiations and other dealing between the parties. This Agreement may not be modified or amended except by a written instrument signed by both Buyer and Seller.

22. All exhibits referenced herein are incorporated herein by such reference.

23. Seller and Buyer acknowledge and represent to the other that neither party has had any dealings with any other person, firm, broker or finder in connection with the negotiation of this Agreement and/or the consummation of the purchase and sale contemplated hereby. Buyer and Seller agree to indemnify and hold each other harmless from and against any costs, expenses or liability for compensation, commission or charges which may be claimed by any other broker, finder or other similar party by reason of any dealings or actions of the indemnifying party.

24. This transaction and the rights and remedies of the parties thereunder shall be governed by the laws of the State of California. The parties hereto agree that the proper forum for the hearing of any matters concerning this transaction and the rights and remedies of the parties hereunder is the County of Sacramento, State of California.

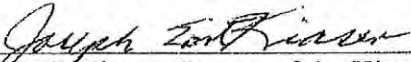
25. Each person signing this Agreement on behalf of the respective parties represents and warrants that he or she is authorized to execute and deliver this Agreement and that this Agreement will thereby become binding upon Seller and Buyer, respectively.

[Signature Page to follow]

EXECUTED as of the date appearing on Page 1 hereof.

SELLER:

KIASER FAMILY LIVING TRUST
U/D/T 9/2/92, AS AMENDED



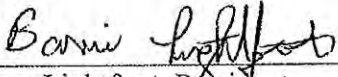
Joseph E. Kiaser, Trustee of the Kiaser
Family Living Trust



Joyce E. Kiaser, Trustee of the Kiaser
Family Living Trust

BUYER:

FLORIN RESOURCE CONSERVATION
DISTRICT, a California a public agency



Barry Lightfoot, President

EXHIBIT "A"

LEGAL DESCRIPTION OF THE PROPERTY

Real property in the City of Elk Grove, County of Sacramento, State of California,
described as follows:

ALL THAT CERTAIN LAND DESIGNATED "PARCEL 1", AS SHOWN ON
PARCEL MAP, "ALL THAT PORTION OF THE SOUTHEAST ONE-QUARTER OF
SECTION 31, TOWNSHIP 7 NORTH, RANGE 6 EAST, M.D.B.&M." RECORDED IN
THE OFFICE OF THE COUNTY RECORDER OF SACRAMENTO COUNTY ON
JUNE 21, 1978, IN BOOK 40 OF MAPS, AT PAGE 19

A.P.N. 127-0170-005

Exhibit "A"

EXHIBIT "B"
PROMISSORY NOTE

BEST BEST & KRIEGER
ATTORNEYS AT LAW

Dr. Joseph Earl Kiaser and Mrs. Joyce Kiaser
February 5, 2009
Page 2

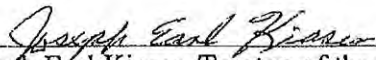
AUTHORIZATION

We, Joseph Earl Kiaser and Joyce E. Kiaser, Trustees of the KIASER FAMILY LIVING TRUST U/D/T 9/2/92, as amended ("Seller") hereby authorize North American Title Company to provide a 103.1 title insurance endorsement for the unrecorded Drainage Easement in favor of County of Sacramento and assigned to City of Elk Grove as disclosed by a Quitclaim Deed recorded August 9, 2004, Book 20040809, Page 1696. The cost of \$277.00 for the endorsement shall be paid out of the Seller's proceeds under the Agreement of Purchase and Sale of Real Property between Seller and FLORIN CONSERVATION DISTRICT, a public agency ("Buyer") for the property commonly known as 9257 Elk Grove Boulevard, Elk Grove, California 95264-2101, which is being executed in conjunction herewith.

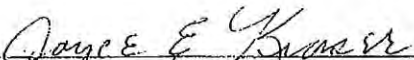
EXECUTED as of this 5th day of February, 2009.

SELLER:

KIASER FAMILY LIVING TRUST
U/D/T 9/2/92, AS AMENDED



Joseph Earl Kiaser, Trustee of the Kiaser
Family Living Trust



Joyce E. Kiaser, Trustee of the Kiaser
Family Living Trust

RVBUSLMOORE\731272.1

CERTIFICATE OF ACCEPTANCE


OF

GRANT DEED

This is to certify that the interest in real property conveyed by the Grant Deed to which this Certificate of Acceptance is attached, dated _____, 2009, from the KIASER FAMILY LIVING TRUST U/D/T 9/2/92, AS AMENDED, to FLORIN RESOURCE CONSERVATION DISTRICT, a California public agency, ("Florin") is hereby accepted by the undersigned on behalf of Florin, and Florin consents to recordation thereof by its duly authorized agent.

Dated: _____, 2009

FLORIN RESOURCE CONSERVATION
DISTRICT, a California public agency



Barry Lightfoot, President

SECURED PROMISSORY NOTE

\$1,100,000.00

Elk Grove, California
_____, 2009

FOR VALUE RECEIVED, the undersigned, FLORIN RESOURCE CONSERVATION DISTRICT, a California public agency ("Maker") hereby promises to pay to JOSEPH EARL KIASER AND JOYCE E. KIASER, TRUSTEES OF THE KIASER FAMILY LIVING TRUST U/D/T 9/2/92, as amended ("Holder") or order, at 10256 Sheldon Road, Elk Grove, California 95624, the principal sum of One Million One Hundred Thousand Dollars (\$1,100,000.00). The unpaid principal balance of this Note will bear interest at a rate of six and one half percent (6.5%) effective as of the date escrow closes ("Closing Date") for the conveyance of the real property encumbered by the Deed of Trust described below, from Holder to Maker, which date and interest rate will be endorsed hereon by escrow holder. Monthly payments of interest and principal in the amount of Nine Thousand Five Hundred Eighty-Two and 18/100^{ths} Dollars (\$9,582.18) shall be paid monthly, commencing on the first day of the month following the Closing Date. The entire unpaid principal balance of this Note and any accrued but unpaid interest thereon will be fully due and payable fifteen (15) years following the Closing Date (the "Maturity Date"). If the Closing Date is not endorsed hereon by escrow holder, such date will be deemed to be the date on which the Deed of Trust was recorded.

1. All payments hereunder shall be paid in lawful money of the United States of America to Holder at 10256 Sheldon Road, Elk Grove, California 95624 or such other place as Holder may designate from time to time.
2. This Note is secured by a Deed of Trust to North American Title Company, Inc., a California corporation, as trustee (the "Deed of Trust").
3. Should default be made in any payment when due under this Note or in the performance or observance of any of the covenants and agreements of this Note, then and in any such event, the Holder hereof may, at Holder's option, declare this Note and the entire indebtedness hereby evidenced to be immediately due and payable, regardless of the Maturity Date. Notwithstanding the foregoing, Maker shall have a period of ten (10) days within which to cure any default resulting from the nonpayment by Maker of amounts due under this Note or the Deed of Trust. With respect to any nonmonetary default, Maker shall have a period of thirty (30) days following the giving of written notice from Holder within which to cure such default. If such nonmonetary default may not reasonably be cured within such 30-day period, Maker shall not be in default under this Note or the Deed of Trust so long as Maker has commenced and is diligently pursuing the cure of such nonmonetary default within such 30-day period.
4. Maker agrees to indemnify Holder and to hold Holder and Holder's successors and assigns harmless from and against any and all claims, demands, costs, liabilities and obligations of any kind or nature arising out of any default hereunder, including without limitation all costs of collection, including reasonable attorneys' fees and all costs of suit, in the event the unpaid principal sum of this Note and/or any interest thereon is not paid when due.

5. Maker may, in its discretion, prepay this Note in whole at any time prior to the Maturity Date by paying the applicable Prepayment Amount as set forth below:

5.1 If prepayment of the Note is made on or before the first anniversary of the Closing Date, the Prepayment Amount shall be equal to five percent (5%) of the principal balance then due;

5.2 If prepayment of the Note is made on or before the second anniversary of the Closing Date, the Prepayment Amount shall be equal to four percent (4%) of the principal balance then due;

5.3 If prepayment of the Note is made on or before the third anniversary of the Closing Date, the Prepayment Amount shall be equal to three percent (3%) of the principal balance then due;

5.4 If prepayment of the Note is made on or before the fourth anniversary of the Closing Date, the Prepayment Amount shall be equal to two percent (2%) of the principal balance then due;

5.5 If prepayment of the Note is made on or before the fifth anniversary of the Closing Date, the Prepayment Amount shall be equal to one percent (1%) of the principal balance then due; and

5.6 If prepayment of the Note shall occur after the fifth anniversary of the Closing Date, the Prepayment Amount shall be zero (0).

6. In the event Maker fails to make any required payment under this Note within ten (10) days after such payment becomes due and payable, a late charge of equal to five percent (5%) of the delinquent payment shall be added to the amount due. The parties agree that this late charge represents a reasonable sum considering all of the circumstances existing on the date of this Note and represents a fair and reasonable estimate of the costs and damages that Holder will incur by reason of the late payment. The parties further agree that proof of actual damages would be costly or inconvenient.

7. Maker acknowledges and agrees that Maker shall not have any rights whatsoever to set-off against amounts due hereunder or otherwise due Holder any amount or obligation due Maker or claimed to be due Maker from Holder.

8. The unenforceability or invalidity of any provision or provisions of this Note as to any persons or circumstances shall not render that provision or those provisions unenforceable or invalid as to any other persons or circumstances, and all provisions hereof, in all other respects, shall remain valid and enforceable.

9. This Note shall bind Maker and its successors and assigns and the benefits hereof shall inure to Holder and Holder's successors and assigns.

10. Principal and interest are payable in lawful money of the United States. The validity, interpretation and performance of this Note shall be governed by and construed in accordance with the laws of the State of California.

11. Time is of the essence of this Note.

MAKER:

FLORIN RESOURCE CONSERVATION
DISTRICT, a California corporation

By: Barry Lightfoot
Barry Lightfoot, President

RECORDING REQUESTED BY:

When Recorded Mail Document To:

Dr. Joseph E. Kiaser, Trustee
Kiaser Family Living Trust U/D/T 9/2/92
10256 Sheldon Road
Elk Grove, California 95624

APN: 127-0170-005

SPACE ABOVE THIS LINE FOR RECORDER'S USE

SHORT FORM DEED OF TRUST AND ASSIGNMENT OF RENTS

THIS DEED OF TRUST is made this 2nd day of February, 2009, between **FLORIN RESOURCE CONSERVATION DISTRICT**, a California public agency, herein called **TRUSTOR**, whose address is

9257 Elk Grove Boulevard, Elk Grove, California 95624

NORTH AMERICAN TITLE COMPANY, INC., a California Corporation, herein called **TRUSTEE**, and **JOSEPH EARL KIASER AND JOYCE E. KIASER, TRUSTEES OF THE KIASER FAMILY LIVING TRUST U/D/T/ 9/2/92, AS AMENDED**, herein called **BENEFICIARY**,

WITNESSETH: That Trustor **IRREVOCABLY GRANTS, TRANSFERS AND ASSIGNS** to TRUSTEE IN TRUST, WITH POWER OF SALE, that real property in the City of Elk Grove, County of Sacramento, State of California, described as follows:

ALL THAT CERTAIN LAND DESIGNATED "PARCEL 1", AS SHOWN ON PARCEL MAP, "ALL THAT PORTION OF THE SOUTHEAST ONE-QUARTER OF SECTION 31, TOWNSHIP 7 NORTH, RANGE 6 EAST, M.D.B.&M." RECORDED IN THE OFFICE OF THE COUNTY RECORDER OF SACRAMENTO COUNTY ON JUNE 21, 1978, IN BOOK 40 OF MAPS, AT PAGE 19


A.P.N. 127-0170-005

TOGETHER WITH the rents, issues and profits thereof, SUBJECT, HOWEVER, to the right, power and authority given to and conferred upon Beneficiary by paragraph (10) of the provisions incorporated herein by reference to collect and apply such rents, issues and profits.

For the Purpose of Securing: 1. Performance of each agreement of Trustor incorporated by reference or contained herein. 2. Payment of the indebtedness evidenced by one promissory note of even date herewith, and any extension or renewal thereof, in the principal sum of **\$1,100,000.00** executed by Trustor in favor of Beneficiary or order. 3. Payment of such further sums as the then record owner of said property hereafter may borrow from Beneficiary, when evidenced by another note (or notes) reciting it is so secured.

To Protect the Security of this Deed of Trust, Trustor Agrees: By the execution and delivery of this Deed of Trust and the note secured hereby, that provisions (1) to (14), inclusive, of the fictitious deed of trust recorded in Santa Barbara County and Sonoma County October 18, 1961, and in all other counties October 23, 1961, in the book and at the page of Official Records in the office of the county recorder of the county where said property is located, noted below opposite the name of such county, viz:

COUNTY	BOOK	PAGE	COUNTY	BOOK	PAGE	COUNTY	BOOK	PAGE	COUNTY	BOOK	PAGE
Alameda	435	684	Kings	792	833	Placer	895	301	Sierra	29335	



Alpine	1	250	Lake	362	39	Plumas	151	5	Siskiyou	468	181
Amador	104	348	Lassen	171	471	Riverside	3005	523	Solano	1105	182
Butte	1145	1	Los Angeles	2055	899	Sacramento	4331	62	Sonoma	1851	689
Calaveras	145	152	Madera	810	170	San Benito	271	383	Stanislaus	1715	456
Colusa	296	617	Marin	1508	339	San Bernardino	5567	61	Sutter	572	297
Contra Costa	3978	47	Mariposa	77	292	San Francisco	4332	905	Tehama	401	289
Del Norte	78	414	Mendocino	579	530	San Joaquin	2470	311	Trinity	93366	
El Dorado	568	456	Merced	1547	538	San Luis Obispo	1151	12	Tulare	2294	275
Fresno	4626	572	Modoc	184	851	San Mateo	4078	420	Tuolumne	135	47
Glenn	422	184	Mono	52	429	Santa Barbara	1878	860	Ventura	2062	386
Humboldt	657	527	Monterey	2194	538	Santa Clara	5336	341	Yolo	653	245
Imperial	1091	501	Napa	639	86	Santa Cruz	1431	494	Yuba	334	486
Inyo	147	598	Nevada	305	320	Shasta	684	528			
Kern	3427	60	Orange	5889	611	San Diego					

Series 2 Book 1961, Page 183887

which provisions, identical in all counties, (printed on the attached unrecorded pages) are hereby adopted and incorporated herein and made a part hereof as fully as though set forth herein at length; that Trustor will observe and perform said provisions; and that the references to property, obligations and parties in said provisions shall be construed to refer to the property, obligations, and parties set forth in this Deed of Trust.

The undersigned Trustor requests that a copy of any Notice of Default and of any Notice of Sale hereunder be mailed to him at his address hereinbefore set forth.

STATE OF CALIFORNIA

COUNTY OF _____
ON _____ before me,
_____ personally appeared

personally known to me (or proved to me on the basis of satisfactory evidence) to be the person(s) whose name(s) is/are subscribed to the within instrument and acknowledged to me that he/she/they executed the same in his/her/their authorized capacity(ies), and that by his/her/their signature(s) on the instrument the person(s), or the entity upon behalf of which the person(s) acted, executed the instrument. I certify under PENALTY OF PERJURY under the laws of the State of California that the foregoing paragraph is true and correct

Witness my hand and official seal.

Signature _____

TRUSTOR:

FLORIN RESOURCE CONSERVATION DISTRICT, a
California public agency

By: Barry Lightfoot
Barry Lightfoot, President

DO NOT RECORD

The following is a copy of provisions (1) to (14), inclusive, of the fictitious deed of trust, recorded in each county in California, as stated in the foregoing Deed of Trust and incorporated by reference in said Deed of Trust as being a part thereof as if set forth at length therein.

TO PROTECT THE SECURITY OF THIS DEED OF TRUST, TRUSTOR AGREES:

- (1) To keep said property in good condition and repair; not to remove or demolish any building thereon; to complete or restore promptly and in good and workmanlike manner any building which may be constructed, damaged or destroyed thereon and to pay when due all claims for labor performed and materials furnished therefor; to comply with all laws affecting said property or requiring any alterations or improvements to be made thereon; not to commit or permit waste thereof; not to commit, suffer or permit any act upon said property in violation of law; to cultivate, irrigate, fertilize, fumigate, prune and do all other acts which from the character or use of said property may be reasonably necessary, the specific enumerations herein not excluding the general.
 - (2) To provide, maintain and deliver to Beneficiary fire insurance satisfactory to and with loss payable to Beneficiary. The amount collected under any fire or other insurance policy may be applied by Beneficiary upon any indebtedness secured hereby and in such order as Beneficiary may determine, or at option of Beneficiary the entire amount so collected or any part thereof may be released to Trustor. Such application or release shall not cure or waive any default or notice of default hereunder or invalidate any act done pursuant to such notice.
 - (3) To appear in and defend any action or proceeding purporting to affect the security hereof or the rights or powers of Beneficiary or Trustee; and to pay all costs and expenses, including cost of evidence of title and attorney's fees in a reasonable sum, in any such action or proceeding in which Beneficiary or Trustee may appear, and in any suit brought by Beneficiary to foreclose this Deed.
 - (4) To pay: at least ten days before delinquency all taxes and assessments affecting said property, including assessments on appurtenant water stock; when due, all encumbrances, charges and liens, with interest, on said property or any part thereof, which appear to be prior or superior hereto; all costs, fees and expenses of this Trust.
- Should Trustor fail to make any payment or to do any act as herein provided, then Beneficiary or Trustee, but without obligation so to do and without notice to or demand upon Trustor and without releasing Trustor from any obligation hereof, may: make or do the same in such manner and to such extent as either may deem necessary to protect the security hereof; Beneficiary or Trustee being authorized to enter upon said property for such purposes; appear in and defend any action or proceeding purporting to affect the security hereof or the rights or powers of Beneficiary or Trustee; pay, purchase, contest or compromise any encumbrance, charge or lien which in the judgment of either appears to be prior or superior hereto; and, in exercising any such powers, pay necessary expenses, employ counsel and pay his reasonable fees.
- (5) To pay immediately and without demand all sums so expended by Beneficiary or Trustee, with interest from date of expenditure at the amount allowed by law in effect at the date hereof, and to pay for any statement provided for by law in effect at the date hereof regarding the obligation secured hereby any amount demanded by the Beneficiary not to exceed the maximum allowed by law at the time when said statement is demanded.
 - (6) That any award of damages in connection with any condemnation for public use of or injury to said property or any part thereof is hereby assigned and shall be paid to Beneficiary who may apply or release such moneys received by him in the same manner and with the same effect as above provided for disposition of proceeds of fire or other insurance.
 - (7) That by accepting payment of any sum secured hereby after its due date, Beneficiary does not waive his right either to require prompt payment when due of all other sums so secured or to declare default for failure so to pay.
 - (8) That at any time or from time to time, without liability therefor and without notice, upon written request of Beneficiary and presentation of this Deed and said note for endorsement, and without affecting the personal liability of any person for payment of the indebtedness secured hereby, Trustee may: reconvey any part of said property; consent to the making of any map or plat thereof; join in granting any easement thereon; or join in any extension agreement or any agreement subordinating the lien or charge hereof.
 - (9) That upon written request of Beneficiary stating that all sums secured hereby have been paid, and upon surrender of this Deed and said note to Trustee for cancellation and retention and upon payment of its fees, Trustee shall reconvey, without warranty, the property then held hereunder. The recitals in such reconveyance of any matters or facts shall be conclusive proof of the truthfulness thereof. The Grantee in such reconveyance may be described as "the person or persons legally entitled thereto." Five years after issuance of such full reconveyance, Trustee may destroy said note and this Deed (unless directed in such request to retain them).
 - (10) That as additional security, Trustor hereby gives to and confers upon Beneficiary the right, power and authority, during the continuance of these Trusts, to collect the rents, issues and profits of said property, reserving unto Trustor the right, prior to any default by Trustor in payment of any indebtedness secured hereby or in performance of any agreement hereunder, to collect and retain such rents, issues and profits as they become due and payable. Upon any such default, Beneficiary may at any time without notice, either in person, by agent, or by a receiver to be appointed by a court, and without regard to the adequacy of any security for the indebtedness hereby secured, enter upon and take possession of said property or any part thereof, in his own name sue for or otherwise collect such, rents, issues, and profits, including those past due and unpaid, and apply the same, less costs and expenses of operation and collection, including reasonable attorney's fees, upon any indebtedness secured hereby, and in such order as Beneficiary may determine. The entering upon and taking possession of said property, the collection of such rents, issues and profits and the application thereof as aforesaid, shall not cure or waive any default or notice of default hereunder or invalidate any act done pursuant to such notice.
 - (11) That upon default by Trustor in payment of any indebtedness secured hereby or in performance of any agreement hereunder, Beneficiary may declare all sums secured hereby immediately due and payable by delivery to Trustee of written declaration of default and demand for sale and of written notice of default and of election to cause to be sold said property, which notice Trustee shall cause to be filed for record. Beneficiary also shall deposit with Trustee this Deed, said note and all documents evidencing expenditures secured hereby.

INITIALS Bl

DO NOT RECORD

After the lapse of such time as may then be required by law following the recordation of said notice of default, and notice of sale having been given as then required by law, Trustee, without demand on Trustor, shall sell said property at the time and place fixed by it in said notice of sale, either as a whole or in separate parcels, and in such order as it may determine, at public auction to the highest bidder for cash of lawful money of the United States, payable at time of sale. Trustee may postpone sale of all or any portion of said property by public announcement at such time and place of sale, and from time to time thereafter may postpone such sale by public announcement at the time fixed by the preceding postponement. Trustee shall deliver to such purchaser its deed conveying the property so sold, but without any covenant or warranty, express or implied. The recitals in such deed of any matters or facts shall be conclusive proof of the truthfulness thereof. Any person, including Trustor, Trustee, or Beneficiary as hereinafter defined, may purchase at such sale.

After deducting all costs, fees and expenses of Trustee and of this Trust, including cost of evidence of title in connection with sale, Trustee shall apply the proceeds of sale to payment of: all sums expended under the terms hereof, not then repaid, with accrued interest at the amount allowed by law in effect at the date hereof; all other sums then secured hereby; and the remainder, if any, to the person or persons legally entitled thereto.

(12) Beneficiary, or any successor in ownership of any indebtedness secured hereby, may from time to time, by instrument in writing, substitute a successor or successors to any Trustee named herein or acting hereunder, which instrument, executed by the Beneficiary and duly acknowledged and recorded in the office of the recorder of the county or counties where said property is situated, shall be conclusive proof of proper substitution of such successor Trustee or Trustees, who shall, without conveyance from the Trustee predecessor, succeed to all its title, estate, rights, powers and duties. Said instrument must contain the name of the original Trustor, Trustee and Beneficiary hereunder, the book and pages where this Deed is recorded and the name and address of the new Trustee.

(13) That this Deed applies to, inures to the benefit of, and binds all parties hereto, their heirs, legatees, devisees, administrators, executors, successors and assigns. The term Beneficiary shall mean the owner and holder, including pledgees, of the note secured hereby, whether or not named as Beneficiary herein. In this Deed, whenever the context so requires, the masculine gender includes the feminine and/or neuter, and the singular number includes the plural.

(14) That Trustee accepts this Trust when this Deed, duly executed and acknowledged, is made a public record as provided by law. Trustee is not obligated to notify any party hereto of pending sale under any other Deed of Trust or of any action or proceeding in which Trustor, Beneficiary or Trustee shall be a party unless brought by Trustee.

INITIALS *BN*

REQUEST FOR FULL RECONVEYANCE

North American Title Company, Inc., a California Corporation, TRUSTEE:

The undersigned is the legal owner and holder of all indebtedness secured by the within Deed of Trust. All sums secured by said Deed of Trust have been fully paid and satisfied; and you are hereby requested and directed, on payment to you of any sums owing to you under the terms of said Deed of Trust, to cancel all evidences of indebtedness, secured by said Deed of Trust, delivered to you herewith, together with the said Deed of Trust, and to reconvey, without warranty, to the parties designated by the terms of said Deed of Trust, all the estate now held by you under the same.

Dated _____

By: _____

Please mail Reconveyance to:

Do not lose or destroy this Deed of Trust OR THE NOTE which it secures. Both original documents must be delivered to the Trustee for cancellation before reconveyance will be made.

STATE OF CALIFORNIA

COUNTY OF _____

ON _____ before me, personally appeared

_____ personally known to me (or proved to me on the basis of satisfactory evidence) to be the person(s) whose name(s) is/are subscribed to the within instrument and acknowledged to me that he/she/they executed the same in his/her/their authorized capacity(ies), and that by his/her/their signature(s) on the instrument the person(s), or the entity upon behalf of which the person(s) acted, executed the instrument.

I certify under PENALTY OF PERJURY under the laws of the State of California that the foregoing paragraph is true and correct.

WITNESS my hand and official seal.

Signature _____

EXHIBIT "D"

GRANT DEED

Jan, 2017	\$3,560.73	\$6,021.46	\$651,343.27	\$9,582.19	200.51	\$ 9,381.68
Feb, 2017	\$3,528.11	\$6,054.07	\$645,289.20	\$9,582.18	201.60	\$ 9,380.58
Mar, 2017	\$3,495.32	\$6,086.86	\$639,202.34	\$9,582.18	202.69	\$ 9,379.49
Apr, 2017	\$3,462.35	\$6,119.84	\$633,082.50	\$9,582.19	203.79	\$ 9,378.40
May, 2017	\$3,429.20	\$6,152.98	\$626,929.52	\$9,582.18	204.89	\$ 9,377.29
Jun, 2017	\$3,395.87	\$6,186.31	\$620,743.21	\$9,582.18	206.00	\$ 9,376.18
Jul, 2017	\$3,362.36	\$6,219.82	\$614,523.38	\$9,582.18	207.12	\$ 9,375.06
Aug, 2017	\$3,328.67	\$6,253.51	\$608,269.87	\$9,582.18	208.24	\$ 9,373.94
Sep, 2017	\$3,294.80	\$6,287.39	\$601,982.49	\$9,582.19	209.37	\$ 9,372.82
Oct, 2017	\$3,260.74	\$6,321.44	\$595,661.04	\$9,582.18	210.50	\$ 9,371.68
Nov, 2017	\$3,226.50	\$6,355.68	\$589,305.36	\$9,582.18	211.64	\$ 9,370.54
Dec, 2017	\$3,192.07	\$6,390.11	\$582,915.25	\$9,582.18	212.79	\$ 9,369.39
Jan, 2018	\$3,157.46	\$6,424.72	\$576,490.53	\$9,582.18	213.94	\$ 9,368.24
Feb, 2018	\$3,122.66	\$6,459.52	\$570,031.00	\$9,582.18	215.10	\$ 9,367.08
Mar, 2018	\$3,087.67	\$6,494.51	\$563,536.49	\$9,582.18	216.27	\$ 9,365.91
Apr, 2018	\$3,052.49	\$6,529.69	\$557,006.80	\$9,582.18	217.44	\$ 9,364.74
May, 2018	\$3,017.12	\$6,565.06	\$550,441.74	\$9,582.18	218.62	\$ 9,363.56
Jun, 2018	\$2,981.56	\$6,600.62	\$543,841.11	\$9,582.18	219.80	\$ 9,362.38
Jul, 2018	\$2,945.81	\$6,636.37	\$537,204.74	\$9,582.18	220.99	\$ 9,361.19
Aug, 2018	\$2,909.86	\$6,672.32	\$530,532.42	\$9,582.18	222.19	\$ 9,359.99
Sep, 2018	\$2,873.72	\$6,708.46	\$523,823.95	\$9,582.18	223.39	\$ 9,358.79
Oct, 2018	\$2,837.38	\$6,744.80	\$517,079.15	\$9,582.18	224.60	\$ 9,357.58
Nov, 2018	\$2,800.85	\$6,781.34	\$510,297.82	\$9,582.19	225.82	\$ 9,356.37
Dec, 2018	\$2,764.11	\$6,818.07	\$503,479.75	\$9,582.18	227.04	\$ 9,355.14
Jan, 2019	\$2,727.18	\$6,855.00	\$496,624.75	\$9,582.18	228.27	\$ 9,353.91
Feb, 2019	\$2,690.05	\$6,892.13	\$489,732.62	\$9,582.18	229.51	\$ 9,352.67
Mar, 2019	\$2,652.72	\$6,929.46	\$482,803.16	\$9,582.18	230.75	\$ 9,351.43
Apr, 2019	\$2,615.18	\$6,967.00	\$475,836.16	\$9,582.18	232.00	\$ 9,350.18
May, 2019	\$2,577.45	\$7,004.74	\$468,831.42	\$9,582.19	233.26	\$ 9,348.93
Jun, 2019	\$2,539.50	\$7,042.68	\$461,788.75	\$9,582.18	234.52	\$ 9,347.66
Jul, 2019	\$2,501.36	\$7,080.83	\$454,707.92	\$9,582.19	235.79	\$ 9,346.40
Aug, 2019	\$2,463.00	\$7,119.18	\$447,588.74	\$9,582.18	237.07	\$ 9,345.11
Sep, 2019	\$2,424.44	\$7,157.74	\$440,431.00	\$9,582.18	238.35	\$ 9,343.83
Oct, 2019	\$2,385.67	\$7,196.51	\$433,234.49	\$9,582.18	239.64	\$ 9,342.54
Nov, 2019	\$2,346.69	\$7,235.49	\$425,998.99	\$9,582.18	240.94	\$ 9,341.24
Dec, 2019	\$2,307.49	\$7,274.69	\$418,724.31	\$9,582.18	242.25	\$ 9,339.93
Jan, 2020	\$2,268.09	\$7,314.09	\$411,410.21	\$9,582.18	243.56	\$ 9,338.62
Feb, 2020	\$2,228.47	\$7,353.71	\$404,056.51	\$9,582.18	244.88	\$ 9,337.30
Mar, 2020	\$2,188.64	\$7,393.54	\$396,662.96	\$9,582.18	246.20	\$ 9,335.98
Apr, 2020	\$2,148.59	\$7,433.59	\$389,229.37	\$9,582.18	247.54	\$ 9,334.64
May, 2020	\$2,108.33	\$7,473.86	\$381,755.52	\$9,582.19	248.88	\$ 9,333.31
Jun, 2020	\$2,067.84	\$7,514.34	\$374,241.18	\$9,582.18	250.23	\$ 9,331.95
Jul, 2020	\$2,027.14	\$7,555.04	\$366,686.14	\$9,582.18	251.58	\$ 9,330.60
Aug, 2020	\$1,986.22	\$7,595.96	\$359,090.17	\$9,582.18	252.95	\$ 9,329.23
Sep, 2020	\$1,945.07	\$7,637.11	\$351,453.07	\$9,582.18	254.32	\$ 9,327.86
Oct, 2020	\$1,903.70	\$7,678.48	\$343,774.59	\$9,582.18	255.69	\$ 9,326.49
Nov, 2020	\$1,862.11	\$7,720.07	\$336,054.52	\$9,582.18	257.08	\$ 9,325.10
Dec, 2020	\$1,820.30	\$7,761.89	\$328,292.63	\$9,582.19	258.47	\$ 9,323.72
Jan, 2021	\$1,778.25	\$7,803.93	\$320,488.70	\$9,582.18	259.87	\$ 9,322.31
Feb, 2021	\$1,735.98	\$7,846.20	\$312,642.50	\$9,582.18	261.28	\$ 9,320.90

Mar, 2021	\$1,693.48	\$7,888.70	\$304,753.80	\$9,582.18	262.69	\$ 9,319.49
Apr, 2021	\$1,650.75	\$7,931.43	\$296,822.37	\$9,582.18	264.12	\$ 9,318.06
May, 2021	\$1,607.79	\$7,974.39	\$288,847.98	\$9,582.18	265.55	\$ 9,316.63
Jun, 2021	\$1,564.59	\$8,017.59	\$280,830.39	\$9,582.18	266.99	\$ 9,315.19
Jul, 2021	\$1,521.16	\$8,061.02	\$272,769.38	\$9,582.18	268.43	\$ 9,313.75
Aug, 2021	\$1,477.50	\$8,104.68	\$264,664.69	\$9,582.18	269.89	\$ 9,312.29
Sep, 2021	\$1,433.60	\$8,148.58	\$256,516.11	\$9,582.18	271.35	\$ 9,310.83
Oct, 2021	\$1,389.46	\$8,192.72	\$248,323.40	\$9,582.18	272.82	\$ 9,309.36
Nov, 2021	\$1,345.09	\$8,237.10	\$240,086.30	\$9,582.19	274.30	\$ 9,307.89
Dec, 2021	\$1,300.47	\$8,281.71	\$231,804.59	\$9,582.18	275.78	\$ 9,306.40
Jan, 2022	\$1,255.61	\$8,326.57	\$223,478.01	\$9,582.18	277.27	\$ 9,304.91
Feb, 2022	\$1,210.51	\$8,371.68	\$215,106.34	\$9,582.19	278.78	\$ 9,303.41
Mar, 2022	\$1,165.16	\$8,417.02	\$206,689.32	\$9,582.18	280.29	\$ 9,301.89
Apr, 2022	\$1,119.57	\$8,462.61	\$198,226.70	\$9,582.18	281.80	\$ 9,300.38
May, 2022	\$1,073.73	\$8,508.45	\$189,718.25	\$9,582.18	283.33	\$ 9,298.85
Jun, 2022	\$1,027.64	\$8,554.54	\$181,163.71	\$9,582.18	284.87	\$ 9,297.31
Jul, 2022	\$981.30	\$8,600.88	\$172,562.83	\$9,582.18	286.41	\$ 9,295.77
Aug, 2022	\$934.72	\$8,647.47	\$163,915.37	\$9,582.19	287.96	\$ 9,294.23
Sep, 2022	\$887.87	\$8,694.31	\$155,221.06	\$9,582.18	289.52	\$ 9,292.66
Oct, 2022	\$840.78	\$8,741.40	\$146,479.66	\$9,582.18	291.09	\$ 9,291.09
Nov, 2022	\$793.43	\$8,788.75	\$137,690.91	\$9,582.18	292.67	\$ 9,289.51
Dec, 2022	\$745.83	\$8,836.36	\$128,854.55	\$9,582.19	294.25	\$ 9,287.94
Jan, 2023	\$697.96	\$8,884.22	\$119,970.34	\$9,582.18	295.84	\$ 9,286.34
Feb, 2023	\$649.84	\$8,932.34	\$111,037.99	\$9,582.18	297.45	\$ 9,284.73
Mar, 2023	\$601.46	\$8,980.73	\$102,057.27	\$9,582.19	299.06	\$ 9,283.13
Apr, 2023	\$552.81	\$9,029.37	\$93,027.90	\$9,582.18	300.68	\$ 9,281.50
May, 2023	\$503.90	\$9,078.28	\$83,949.62	\$9,582.18	302.31	\$ 9,279.87
Jun, 2023	\$454.73	\$9,127.45	\$74,822.16	\$9,582.18	303.94	\$ 9,278.24
Jul, 2023	\$405.29	\$9,176.89	\$65,645.27	\$9,582.18	305.59	\$ 9,276.59
Aug, 2023	\$355.58	\$9,226.60	\$56,418.67	\$9,582.18	307.25	\$ 9,274.93
Sep, 2023	\$305.60	\$9,276.58	\$47,142.09	\$9,582.18	308.91	\$ 9,273.27
Oct, 2023	\$255.35	\$9,326.83	\$37,815.26	\$9,582.18	310.58	\$ 9,271.60
Nov, 2023	\$204.83	\$9,377.35	\$28,437.91	\$9,582.18	312.27	\$ 9,269.91
Dec, 2023	\$154.04	\$9,428.14	\$19,009.77	\$9,582.18	313.96	\$ 9,268.22
Jan, 2024	\$102.97	\$9,479.21	\$9,530.56	\$9,582.18	315.66	\$ 9,266.52
Feb, 2024	\$51.62	\$9,530.56	\$0.00	\$9,582.18	317.37	\$ 9,264.81



North American Title Company

9250 Laguna Springs Drive, #105 • Elk Grove, CA 95758

Buyer's Estimated Settlement Statement
Amended: Wednesday Feb 11, 2009 2:31 PM

Property: 9257 Elk Grove Blvd, Elk Grove, CA 95624

File No: 54911-906064-09

Officer: Mary Beals/mb

New Loan No:

Settlement Date:

Disbursement Date:

Print Date: 2/12/2009, 9:50 AM

Buyer: Florin Resource Conservation District
Address: 9257 Elk Grove Blvd., Elk Grove, CA 95624
Seller: Joseph Earl Kiaser and Joyce E. Kiaser
Address: 10256 Sheldon Road, Elk Grove, CA 95624

Charge Description	Buyer Charge	Buyer Credit
Consideration:		
Total Consideration	1,100,000.00	
Deposits in Escrow:		
Receipt No. 49116381 on 01/30/2009 by Florin Resource Conservation District		5,577.50
Prorations:		
Rents 02/01/09 to 02/13/09 @\$5464.00/mo	2,185.60	
New Loan(s):		
Lender: Joseph Earl Kiaser and Joyce E. Kiaser, Trustees of the Kiaser Family Living		
New Loan to File - Joseph Earl Kiaser and Joyce E. Kiaser, Trustees of the Kiaser Family Living		1,100,000.00
Interest on New Loan 02/13/09 to 03/01/09 @6.500000% - Joseph Earl Kiaser and Joyce E. Kiaser, Trustees of the Kiaser Family Living	3,134.25	
Title/Escrow Charges to:		
CLTA Owner's Standard (NATICW) - North American Title Company	2,770.00	
CLTA Loan Standard (NATICW) - North American Title Company	100.00	
Escrow Fee - North American Title Company	725.00	
Notary Fee - North American Title Company	20.00	
Recording of Grant Deed - North American Title Company	15.00	
Recording Trust Deed - North American Title Company	95.00	
Cash (X From) (To) Borrower		3,467.35
Totals	1,109,044.85	1,109,044.85

Notice - This Estimated Settlement Statement is subject to changes, corrections or additions at the time of final computation of the Settlement Statement.

Buyer(S):

Florin Resource Conservation District, a
 California public agency

May 28, 2014

TO: Chairman and Directors of the Florin Resource Conservation District
FROM: Ellen Carlson, Management Analyst
SUBJECT: **LEGISLATIVE UPDATE**

RECOMMENDATION

It is recommended that the Board approve a motion recommending a voluntary reduction of landscape irrigation to two days a week.

Summary

On May 13, Governor Brown issued a revision to the State budget proposal, including an increase of \$18.1 million from the General Fund to the Department of Water Resources to “comprehensively assess current surface and groundwater conditions, expedite water transfers, provide technical guidance to local water agencies, and provide additional public outreach through the Save Our Water campaign.”

DISCUSSION

Background

The Board requests monthly updates of legislation items related to the District. Attached is a summary of bills with recent activity and a spreadsheet tracking water bond proposals.

Present Situation

On April 25, Governor Brown issued an Executive Order to Redouble State Drought Actions. Included in this Order is a call to all California residents to prevent water waste by through these actions:

- A. Avoid using water to clean sidewalks, driveways, parking lots and other hardscapes.
- B. Turn off fountains and other decorative water features unless recycled or grey water is available.

LEGISLATIVE UPDATE

Page 2

C. Limit vehicle washing at home by patronizing local carwashes that use recycled water.

D. Limit outdoor watering of lawns and landscaping to no more than two times a week.

The City of Elk Grove has already released a newsletter directing residents to reduce landscape irrigation to two times per week. Staff has drafted an insert to go into all of June's billing statements detailing the Governor's statement. With the Board's approval, these inserts will be sent to customers and other forms of communication, such as the District's Web site, will be used to communicate the redoubling of conservation efforts.

Fifteen of the tracked bills in this report are with the Appropriations committee and approaching deadline this week. The Senate and Assembly Appropriations committees will be meeting Friday, May 23rd for a final review. Bills must pass their house of origin by May 30. Therefore, this report is being sent before the status of these bills is known and staff will provide an update at the Board meeting. Bills in Appropriations are: AB 1434, AB 1739, AB 1874, AB 1970, AB 2043, AB 2463, AB 2554, AB 2686, SB 848, SB 1036, SB 1049, SB 1132, SB 1168, SB 1281 and SB 1420.

The Board has expressed particular interest in AB 1739. This is one of the bills that will be reviewed in Appropriations after this report has been distributed. An oral report will be presented on this bill during the Board meeting. The bill addresses groundwater sustainability and requires groundwater management plans every five years.

An interesting update to the many water bond bills is that Republican Assemblymember Logue has abandoned his proposed AB 1445 and joined Democrat Assemblymember Perea as a coauthor on AB 2686. This bill is still a work in progress and for an unspecified amount as the authors are still determining how much to propose for water recycling. They recently agreed on \$1,000,000,000 for groundwater sustainability. AB 1445 will be removed from this report.

STRATEGIC PLAN CONFORMITY

Tracking active legislation complies with the District's Regulatory Compliance goals of the 2012-2017 Strategic Plan.

FINANCIAL SUMMARY

There is no direct financial impact associated with the legislative items at this time.

May 28, 2014

LEGISLATIVE UPDATE

Page 3

Respectfully submitted,

A handwritten signature in blue ink that reads "Ellen R. Carlson". The signature is written in a cursive style with a large initial "E".

ELLEN R. CARLSON
MANAGEMENT ANALYST

Attachments

Current Legislation

Federal

Bill	HR 1837
Author (s)	Pallone(cosponsors Reichert, Yarmuth and Sanchez and others)
Title	Clean Water Protection Act
Introduced	5/7/2013
Summary	Amends the Federal Water Pollution Control Act to clarify that fill material cannot be comprised of waste materials
Status	5/7/2013 In subcommittee on Water Resources and Environment
Support	
Opponents	

Bill	HR 3080 (also S 601)
Author (s)	Shuster
Title	Water Resources Development Act of 2013
Introduced	9/11/13
Summary	Increases spending on flood control and related mitigation projects
Status	2/12/2014 passed the House and Senate, resolving differences
Support	US Chamber of Commerce, American Society of Engineers, National Association of Home Builders, Laborers' International Union, Associated General Contractors, American Soybean Association, Painters and Allied Trades Union, National Waterways Conference, American Waterways Operators,
Opponents	National Wildlife Federation, Natural Resources Defense Council, Sierra Club, Defenders of Wildlife, Environmental Defense Fund, Ocean Conservancy, The Wilderness Society, Center for Biological Diversity, American Rivers, Clean Water Action

Bill	HR 3964
Author (s)	Valadao
Title	Sacramento-San Joaquin Valley Emergency Water Delivery Act
Introduced	1/29/2014
Summary	Reallocates water released for fish and wildlife purposes to the Central Valley Water Project
Status	2/10/2014 placed on Senate calendar under General Orders (has passed the House)
Support	Congressman Nunes, Council for Citizens against Government Waste,
Opponents	Governor Brown, Restore the Delta, Friends of the River, Planning and Conservation League, California Water Impact League, California Sportfishing Protection Alliance, Clean Water Action California, Coalition for Water, Sierra Club, AquAlliance, Sacramento River Preservation Trust, Center for Biological Diversity, Winnemem Wintu Tribe, Southern California Watershed Alliance, California Coastkeeper Alliance, California Rural Legal Assistance Foundation, Foothill Conservancy, Metropolitan Water of Southern California, Eastern Municipal Water District and many others

Bill	HR 4039
Author (s)	Costa
Title	California Emergency Drought Act of 2014
Introduced	2/11/2014
Summary	Provides disaster assistance to California for drought concerns
Status	2/14/2014 referred to House subcommittee on the Environment and the Economy
Support	Metropolitan Water of Southern California, Eastern Municipal Water District, if amended; EBMUD
Opponents	

Bill	HR 4125
Author (s)	Costa
Title	Shasta Dam expansion
Introduced	2/28/2014
Summary	Authorizes expansion of Shasta Dam at an approximate cost of \$1.1 billion
Status	3/5/2014 referred to House committee on Water and Power
Support	
Opponents	

Bill	HR 4126
Author (s)	Costa
Title	San Luis Reservoir expansion
Introduced	2/28/2014
Summary	Authorizes expansion of San Luis reservoir at a cost of \$360 million
Status	3/7/2014 referred to House committee on Water and Power
Support	
Opponents	

Bill	HR 4127
Author (s)	Costa
Title	Upper San Joaquin River storage (Temperance Flat)
Introduced	2/28/2014
Summary	Authorizes construction of storage in Upper San Joaquin River at a cost estimate of \$2.5 billion
Status	3/6/2014 referred to House subcommittee on Water and Power
Support	
Opponents	

Bill	HR 4239
Author (s)	Huffman
Title	To provide Drought Assistance to the State of California and other affected Western States
Introduced	3/13/2014
Summary	Requires the "maximum quantity" of water supplies possible to the Central Valley Project and the Klamath Project and to expedite WaterSMART grant funding and emergency appropriations of \$255,000,000 for drought response
Status	4/16/2014 Referred to subcommittee on Crime, Terrorism, Homeland Security and Investigations
Support	
Opponents	

Bill	HR 4300
Author (s)	Garamendi and LaMalfa
Title	Sacramento Valley Water Storage and Restoration Act of 2014 (the Sites Project)
Introduced	3/26/2014
Summary	Approves building of the Sites Reservoir to improve flood control efforts, increase water storage, improve fish and wildlife conditions and improve the State's water system at a cost of up to \$4.1 billion.
Status	3/31/2014 Referred to House committee on Water and Power
Support	
Opponents	

Bill	S 1508
Author (s)	Cardin
Title	Water Infrastructure Resiliency and Sustainability Act of 2013
Introduced	9/17/2013
Summary	Authorizes the EPA to award grants that address changes to the hydrological conditions in the US
Status	9/17/2013 referred to the Environment and Public Works committee
Support	
Opponents	

Bill	S 2016
Author (s)	Feinstein and Boxer
Title	California Emergency Drought Relief Act of 2014
Introduced	2/11/2014
Summary	Provides western states (including California) with \$300 million for drought relief projects: \$100 million to Dept. of the Interior for water supply increase, \$100 million to farmers who practice water conservation measures that protect sensitive watersheds and the balance for grants, particularly for private forest landowners and migrant and seasonal workers directly harmed by the drought. Also increases funding for other programs and expedites drought related projects and decisions
Status	2/11/2014 referred to committee on Energy and Natural Resources
Support	Westlands Water District, California Farm Bureau Federation, California Association of Sanitation Agencies, East Bay MUD, Tulare Farm Bureau, Metropolitan Water of Southern California, Eastern Municipal Water District, if amended;
Opponents	Contra Costa Water District

Bill	S 2198
Author (s)	Feinstein
Title	Emergency Drought Relief Act of 2014
Introduced	4/1/2014
Summary	To provide additional water supplies and disaster assistance to the State of California and other Western States due to drought and for other purposes
Status	4/2/2014 Read second time, placed on Senate calendar under General Orders
Support	Families Protecting the Valley
Opponents	

California Assembly

Bill	AB 194
Author (s)	Campos
Title	Brown Act amendment
Introduced	1/28/13
Summary	Amended to expand the authorization for a district attorney or interested party to seek a judicial determination that an action taken by a legislative body is null and void if the legislative body violated the requirement that every agenda for a regular meeting or notice for a special meeting provide an opportunity for members of the public to address the legislative body on items being considered, as specified.
Status	2/6/2014 Referred to committee on Government and Finance
Support	
Opponents	ACWA, Association of California School Administrators, CSDA

Bill	AB 1331
Author (s)	Rendon
Title	Clean and Safe Drinking Water Act of 2014
Introduced	2/22/2013
Summary	Authorizes the issuance of water bonds in the amount of \$6,500,000,000
Status	5/8/2014 Amended and referred to Rules Committee
Support	California Water Association, San Gabriel Valley Council of Governments, California Waterfowl Association, Metropolitan Water District (if amended)
Opponents	ACWA (unless amended – wants increased groundwater funding)

Bill	AB 1434
Author (s)	Yamada
Title	Water corporations – Low income relief
Introduced	1/6/2014
Summary	Would require the Department of Community Services and Development and the State Board of Equalization to implement programs to provide assistance to low-income customers of water corporations.
Status	5/6/2014 Re-referred to committee on Appropriations
Support	American Federation of State, County and Municipal Employees, Office of Ratepayer Advocates
Opponents	ACWA (compliance would cost too much), Sacramento Regional Water Alliance

Bill	AB 1445
Author (s)	Logue
Title	California Water Infrastructure Act of 2014
Introduced	1/7/2014
Summary	Creates a water bond of \$5,800,000,000 to fund water storage programs.
Status	4/24/2014 In committee on Water, Parks and Wildlife, first hearing cancelled by request of author, who has thrown his support to AB2686
Support	
Opponents	ACWA, unless amended

Bill	AB 1636
Author (s)	Brown
Title	Water Code amendment: Water conservation
Introduced	2/10/2014
Summary	Would prohibit a city or county, during a drought emergency declared by the governor, from enforcing a law or ordinance requiring a resident to water his/her lawn
Status	5/1/2014 In Local Government committee, hearing cancelled at request of author
Support	East Bay MUD, ACWA, Metropolitan Water (if amended), California Association of Realtors, Eastern Municipal Water District
Opponents	

Bill	AB 1739
Author (s)	Dickinson
Title	Groundwater basin management: sustainability
Introduced	2/14/2014
Summary	Amends the Groundwater Quality Monitoring Act of 2001 to prioritize monitoring of groundwater basins that supply drinking water. Requires SWRCB and DWR to develop thresholds for sustainable management of priority groundwater basins.
Status	4/30/2014 Passed committee on Water, Parks and Wildlife and referred to Appropriations
Support	ACWA (if amended)
Opponents	

Bill	AB 1874
Author (s)	Gonzalez
Title	Integrated regional water management plans: funding
Introduced	2/19/2014
Summary	Would require DWR to develop a streamlined process for IRWMP groups to apply for project grants
Status	4/30/2014 Referred to Appropriations
Support	East Bay MUD, ACWA
Opponents	

Bill	AB 1970
Author (s)	Gordon
Title	Greenhouse Gas Reduction program
Introduced	2/19/2014
Summary	Amends the California Global Warming Solutions Act of 2006 to create the Community Investments and Innovations Program, which would create grants for designing and implementing greenhouse gas emission reduction projects. Eligible applicants would include special districts and water supply reliability projects are supported in this bill.
Status	5/7/2014 In Appropriations suspense file
Support	CSDA, City of Davis, League of California Cities, California State Association of Counties, Cities Association of Santa Clara County, East Bay MUD
Opponents	

Bill	AB 2043
Author (s)	Bigelow and Conway
Title	Safe, Clean and Reliable Water Supply Act of 2014
Introduced	2/20/2014
Summary	Authorizes a \$7.935 billion bond to finance a safe drinking water and water supply reliability program which includes \$3 billion for water storage, \$0.8 billion for groundwater protection and water quality, \$1.5 billion for Delta sustainability, nearly \$1.19 billion for regional water supply reliability, \$1.05 billion for water recycling projects and advanced water treatment technology, and \$395 million for drought relief, wastewater treatment, and safe drinking water.
Status	4/30/2014 Passed committee on Water, Parks and Wildlife, to Appropriations
Support	Metropolitan Water (if amended), San Diego County Water Authority (if amended)
Opponents	ACWA (unless amended)

Bill	AB 2067
Author (s)	Weber
Title	Urban Water Management Plans:
Introduced	2/20/2014
Summary	Would add the requirement that water demand management measures be detailed in the UWMP
Status	5/8/2014 Referred to Natural Resources and Water
Support	Metropolitan Water
Opponents	

Bill	AB 2100
Author (s)	Campos
Title	Yard maintenance and fines during drought
Introduced	2/20/2014
Summary	Would prohibit an association, during a drought emergency declared by the governor, from enforcing a law or ordinance requiring a resident to water his/her lawn
Status	5/1/2014 In Senate Rules committee
Support	East Bay MUD, ACWA, Metropolitan Water, San Diego County Water Authority
Opponents	

May 28, 2014/7

Bill	AB 2104
Author (s)	Gonzalez
Title	Common interest developments: water-efficient landscapes
Introduced	2/20/2014
Summary	Would prohibit landscape requirements or guidelines from prohibiting low water-using plants or restricts water efficient landscaping
Status	4/30/2014 Hearing cancelled at request of author
Support	East Bay MUD, ACWA, San Diego County Water Authority
Opponents	

Bill	AB 2420
Author (s)	Nazarian
Title	Local prohibition of well stimulation treatments
Introduced	2/21/2014
Summary	Would authorize a city or county to pass an ordinance prohibiting well stimulation
Status	4/30/2014 Failed passage, granted reconsideration (probably dead)
Support	Metropolitan Water
Opponents	

Bill	AB 2463
Author (s)	Dickinson
Title	California Water Plan
Introduced	2/21/2014
Summary	Would require DWR to partner with RWA and other water interests in the Sacramento region to develop a plan for the reliability of water supplies by January 1, 2017.
Status	5/7/2014 In Appropriations suspense file
Support	RWA, ACWA
Opponents	

Bill	AB 2554
Author (s)	Rendon
Title	Clean, Safe, and Reliable Drinking Water Act of 2014
Introduced	2/21/2014
Summary	Water bond measure for \$8.5 billion
Status	4/29/2014 Passed committee on Water, Parks and Wildlife, to Appropriations, Bill is very similar to AB 1331, but Rendon has objected to AB 1331 amendments
Support	Metropolitan Water (if amended)
Opponents	ACWA (unless amended)

Bill	AB 2686
Author (s)	Perea
Title	Clean, Safe and Reliable Water Supply Act of 2014
Introduced	2/21/2014
Summary	Authorizes a bond action of unspecified amount
Status	5/5/2014 Passed committee on Water, Parks and Wildlife, to Appropriations
Support	ACWA, Logue, Metropolitan Water (if amended), San Diego County Water Authority
Opponents	Clean Water Action, Planning and Conservation League, Sierra Club

California Senate

Bill	SB 848
Author (s)	Wolk
Title	Safe Drinking Water, Water Quality and Flood Protection Act of 2014
Introduced	1/9/2014
Summary	Repeals the previous bond proposals and replaces them with a \$6,825,000,000 bond to finance water storage projects
Status	2/26/2014 Sent to Appropriations
Support	Sonoma County Water Agency, Yolo County Board of Supervisors, Water Bond Coalition, CARCD, County of Sacramento,
Opponents	ACWA (unless amended – wants more Delta sustainability funding and continuous appropriation for storage), Metropolitan Water (unless amended), Madera County Farm Bureau, Northern California Water Association

Bill	SB 927
Author (s)	Cannella and Vidak
Title	Safe, Clean and Reliable Drinking Water Supply Act of 2014
Introduced	1/29/2014
Summary	Proposes a water bond in the amount of \$9,217,000,000, removes authorization for funds for ecosystem and watershed protection and restoration and increases funding for disadvantaged and economically distressed areas.
Status	4/22/2014 Failed passage in Natural Resources and Water committee, reconsideration granted
Support	Metropolitan Water (if amended)
Opponents	ACWA, unless amended

Bill	SB 992
Author (s)	Nielsen
Title	Common interest developments: water-efficient landscaping
Introduced	2/12/2014
Summary	Would prohibit landscape requirements or guidelines from prohibiting low water-using plants or restricts water efficient landscaping
Status	5/1/2014 Referred to Assembly committee on Housing and Community Development
Support	East Bay MUD, Metropolitan Water (if amended), San Diego County Water Authority
Opponents	

May 28, 2014/9

Bill	SB 1036
Author (s)	Pavley
Title	Urban water management plans
Introduced	2/18/2014
Summary	Requires DWR to develop methodology for voluntary reporting of energy consumption in urban water management plans
Status	5/12/2014 Placed in Appropriations suspense file
Support	Metropolitan Water, East Bay MUD
Opponents	

Bill	SB 1049
Author (s)	Pavley
Title	Integrated Regional Water Management Plans
Introduced	2/18/2014
Summary	Amended to include projects or programs that reduce energy used to acquire, transport, treat, or distribute water, or that develop and support decision support tools to model regional water management strategies to account for climate change, energy use, and other factors relevant to regional demand and supply projections, as a regional project or program.
Status	5/5/2014 Placed in Appropriations suspense file
Support	San Diego County Water Authority (if amended)
Opponents	ACWA (unless amended)

Bill	SB 1080
Author (s)	Fuller
Title	Safe, Clean and Reliable Drinking Water Supply Act of 2014
Introduced	1/29/2014
Summary	Reduces the Water Bond to an unspecified amount
Status	2/27/2014 Referred to Rules committee
Support	
Opponents	

Bill	SB 1132
Author (s)	Mitchell
Title	Oil and gas: well stimulation treatments
Introduced	2/20/2014
Summary	Would revise the definition of "well stimulation" and prohibit all well stimulation activity until the Secretary of the Natural Resources Agency has convened a committee to analyze the risks of well stimulation and the report is confirmed by judicial review.
Status	5/9/2014 Hearing scheduled for 5/19 in Appropriations committee
Support	Culver City, Clean Water Action, Move On, EcoWatch, California League of Conservation Voters, Sierra Club
Opponents	Western States Petroleum Association, Save Our Jobs, California Chamber of Commerce, American Chemistry Council, Associated Builders and Contractors of California, Construction and Industrial Materials Association, California Manufacturers and Technology Association, California Metals Coalition, Chemical Industry Council of California, National Federation of Independent Business

Bill	SB 1144
Author (s)	Galgani
Title	Common interest developments: water-efficient landscaping
Introduced	2/20/2014
Summary	Would prohibit city's or county's landscape requirements or guidelines from prohibiting low water-using plants or restricts water efficient landscaping
Status	3/25/2014 Hearing cancelled by request of author
Support	East Bay MUD, Metropolitan Water, San Diego County Water Authority, California Native Plant Society, California Association of Realtors, California Rural Legal Assistance Foundation, Western Center on Law and Poverty
Opponents	

Bill	SB 1168
Author (s)	Pavley
Title	Groundwater management plans
Introduced	2/20/2014
Summary	Enacts the Sustainable Groundwater Management Act for the sustainable management of groundwater basins through local entities with adopted groundwater management plans
Status	5/5/2014 Placed in Appropriations suspense file
Support	ACWA (if amended)
Opponents	

Bill	SB 1250
Author (s)	Hueso
Title	Safe, Clean and Reliable Drinking Water Supply Act of 2014
Introduced	2/20/2014
Summary	Proposes a 10,150,000,000 Water Bond
Status	5/7/2014 Amended and re-referred to Natural Resources and Water committee
Support	ACWA, Metropolitan Water (if amended)
Opponents	

Bill	SB 1281
Author (s)	Pavley
Title	Oil and gas production: water use reporting
Introduced	2/21/201
Summary	Would require an unspecified reduction in the use of freshwater in oil and gas production
Status	5/12/2014 Placed in Appropriations suspense file
Support	Clean Water Action, EarthWorks, Environmental Working Group, Citizens for Responsible Oil & Gas, Los Padres Forest Watch, Natural Resources Defense Council
Opponents	Chambers of Commerce Alliance – Santa Barbara and Venture Counties,

Bill	SB 1370
Author (s)	Galgiani
Title	Reliable Water Supply Bond Act of 2014
Introduced	2/21/2014
Summary	Water bond for \$6,260,000,000
Status	4/8/2014 first hearing in Senate Natural Resources and Water committee
Support	
Opponents	ACWA (unless amended), Metropolitan Water (unless amended), San Diego County Water Authority (unless amended)

Bill	SB 1420
Author (s)	Wolk
Title	Urban Water Management Plans
Introduced	2/21/2014
Summary	Will require water districts to quantify and report on system distribution loss
Status	5/12/2014 Placed in Appropriations suspense file
Support	Metropolitan Water, San Diego County Water Authority
Opponents	

California Water Bonds 2013-2014

Bill	2014 Bond	AB 1331	AB 1445	AB 2043	AB 2554	AB 2686	SB 848	SB 927	SB 1080	SB 1250	SB 1370
Author - Party		Rendon - D	Legue - R	Bigelow - R	Rendon - D	Perea - D	Wolk - D	Cannella - R	Fuller - R	Hueso - D	Gallegani - D
Grant \$?	X	X	X	X		X	X	X		X	
Clean and Safe Drinking Water projects		\$ 1,000,000,000	\$ 1,000,000,000		\$ 1,000,000,000	\$ 1,000,000,000	\$ 900,000,000	\$ 72,000,000		\$ 900,000,000	
Multibenefit ecosystem and watershed protection and restoration projects		\$ 1,785,000,000	\$ 1,500,000,000		\$ 1,500,000,000	\$ 1,500,000,000	\$ 1,700,000,000			\$ 1,300,000,000	
Climate change		\$ 2,250,000,000	\$ 1,000,000,000		\$ 2,000,000,000	\$ 1,500,000,000				\$ 2,250,000,000	
Delta projects		\$ 3,000,000,000	\$ 1,000,000,000		\$ 1,000,000,000	\$ 2,250,000,000	\$ 1,200,000,000			\$ 3,100,000,000	\$ 6,260,000,000
Water storage		\$ 1,050,000,000	\$ 2,500,000,000	\$ 4,800,000,000	\$ 3,000,000,000	\$ 3,000,000,000	\$ 3,000,000,000	\$ 1,025,000,000		\$ 2,000,000,000	
Water supply reliability		\$ 455,000,000		\$ 840,000,000		\$ 395,000,000		\$ 90,000,000		\$ 1,000,000,000	
Drought relief		\$ 1,000,000,000		\$ 800,000,000		\$ 1,050,000,000		\$ 1,000,000,000		\$ 250,000,000	
Groundwater protection		\$ 250,000,000		\$ 350,000,000						\$ 350,000,000	
Water efficiency/conservation		\$ 350,000,000								\$ 1,040,000,000	
Water conveyance		\$ 1,000,000,000									
Regional grant projects		\$ 1,000,000,000				?				\$ 500,000,000	
Water recycling											
Total Bond Amount:	\$ 11,140,000,000	\$ 8,000,000,000	\$ 5,800,000,000	\$ 7,935,000,000	\$ 8,500,000,000	unspecified	\$ 6,825,000,000	\$ 2,202,000,000	unspecified	\$ 10,150,000,000	\$ 6,260,000,000